

१५^{औं}



वार्षिक प्रतिवेदन
आ. व. २०१७/२०१८

15th Annual Report | FY 2020/2021



सधैं विश्वासिलो




मुक्तिनाथ विकास बैंक लि.
MUKTINATH BIKAS BANK LTD.

जनता बैंकमा होइन, बैंक जनतामा जानु पर्दछ



Member of
Global Alliance for
Banking on Values



INSIDE THIS BOOK



03 Key Financial Highlights

05 Key Milestones

14 Message from the Chairman

16-20 Board of Directors, Senior Management, Management Committee



21-24 Muktinath, A Glimpse

25-27 Our Commitment to the Society

32-34 AGM Notice

37-63 Director's Reports/ Companies Act/SEBON Disclosure



73-165 Auditor's Report and Financial Statement

181-186 Enabling the next wave of TRANSFORMATION

187-189 Branch Network

191 Proxy Form

KEY FINANCIAL HIGHLIGHTS (प्रमुख वित्तीय सूचकहरू)



101.13
BILLION

BALANCE SHEET SIZE
(वासलातको आकार)
52.43% Growth



92.32
BILLION

DEPOSITS (निक्षेप)
54.82% Growth
30.12% CASA



76.40
BILLION

LOANS & ADVANCES
(कर्जा)
58.30% Growth
33 % Micro Lending



1.16
BILLION

NET PROFIT
(रुद नाफा)
63.48% Growth



11.19%

CAPITAL ADEQUACY RATIO
(पूँजीकोष पर्याप्तता अनुपात)



0.23%

NON-PERFORMING LOAN
(निष्क्रिय कर्जा)



3500+

Remittance Terminals
(विप्रेषण केन्द्रहरू)



158
Branches
(शाखाहरू)



7
Provinces of Country
(शाखाहरू)

Amount in Nepalese Rupees | As of Asar End 2078 (15th July, 2021)




Vision



Be the most preferred robust Bank in Nepal while uplifting socio-economic status of people.

नागरिकहरुको सामाजिक, आर्थिक स्तर उकास्दै सबैको रोजाईको सबल बैंकको रुपमा स्थापित हुने ।

Mission



Become a leading, financially viable, socially acceptable, regulatory compliant, environment friendly, inclusive financial services provider for all the stakeholders' wellbeing.

वित्तीय रुपमा सक्षम, सामाजिक रुपमा सर्वस्वीकार्य, नियमनमा प्रतिवद्ध, वातावरणमैत्री समावेशी वित्तीय सेवाहरु प्रदान गर्दै सबै हितग्राहीहरुको समुन्तीको लागि अग्र स्थानमा रहने ।

Values



Goal Focused
(लक्ष्यमा केन्द्रीत)

Result Oriented
(परिणाममुखी)

Ownership in the
tasks (कार्यमा जिम्मेवारी)

Well-being
(सर्वहित)

KEY MILESTONES (उल्लेखनीय उपलब्धिहरू)

2021

Achieved NPR 1 Billion+ Profit mark and
NPR 100 Billion Balance Sheet size.
(रु. १ अर्ब बढी नाफा तथा रु. १ खर्ब वासलात पुन्याउन सफल)



2020

Crossed NPR 100 Billion business portfolio.
Won prestigious European Microfinance Award 2020
Best Presented Annual Report Award 2019 from ICAN.
(रु. १ खर्ब बढीको व्यवसाय र प्रतिष्ठित सम्मानहरू प्राप्त)



2018

Emerged as the largest Development Bank in Nepal.
(सबैभन्दा ठूलो विकास बैंकको रूपमा उदय)



2015

Acquired Civic Development Bank and
upgraded to National Level Development Bank.
(राष्ट्रिय स्तरको विकास बैंकमा स्तरोन्नती)



2012

Upgraded to Ten District Development Bank.
(१० जिल्ला विकास बैंकमा रूपान्तरण)



2010

Business crossed NPR 1 Billion mark.
(रु. १ अर्ब बढीको व्यवसाय गर्न सफल)



2008

Started Microfinance Program.
(लघुवित्त कार्यक्रमको शुरुवात)



2007

Established as 3 district Development Bank in
Syangja District with the capital of NPR 13 Million.
(रु. १ करोड ३० लाखको चुकापूँजीमा ३ जिल्ला विकास बैंकको रूपमा
स्याङ्जामा स्थापना)



पौरखी हातहरू

हजारबाट करोड...



करिव ८ वर्ष अगाडि एक हजार रूपैयाँ कोठा भाडा तिर्न पनि गाह्रो भएको अनुभव सुनाउनु हुने श्रीमती तुलमाया पुन आज करिव एक करोडको सम्पत्तिको मालिक बन्न सफल हुनु भएको छ । १० वर्ष अघि गुल्मीबाट रूपन्देहीको गणेशपुरमा बसाई सरेर आउनु भएकी तुलमायाको विगत सुखद थिएन । जन्म बागलुङ्गको मासखर्कमा, विहेवारी पछि गुल्मी र कर्मथलो रूपन्देहीमा बनाउन पुगेकी उहाँले ७ वर्ष पहिले रु. ५० हजार विना धितो कर्जा लिएर बाख्रा पालनको शुरुवात गर्नु भएको थियो । बाख्रा पालन भन्दा कुखुरा पालनबाट छिटो र धेरै आम्दानी हुने देखेर दोश्रो पटकको कर्जाले स्थानीय जातका कुखुरा पालन शुरुवात गर्नु भयो । स्थानीय छिमेकीहरूले भन्छन्, "उहाँको हातले हुर्काएको कुखुरा राम्रो हुन्छ रे" । हुन पनि त्यस्तै भएको छ, कुखुराले राम्रो फाईदा दिएको छ, संगै, किराना पसल पनि सञ्चालन गर्न सफल हुनु भएको छ । पटक पटक गरी विना धितो कर्जा रु. ५ लाख भन्दा बढी परिचालन गरी सक्नु भएकी तुलमायाले आफ्नै नाममा घडरी किनेर पक्की घर समेत बनाउनु भएको छ । घर बनाउने कर्जा पनि मुक्तिनाथ विकास बैंकबाट नै लिनु भएको छ । उहाँको सोही व्यवसायको आम्दानीबाट कर्जाको किस्ता तिर्न, छोराछोरी पढाउन र सामान्य घरखर्च चलाउन कुनै समस्या छैन । श्रीमान् बैदेशिक रोजगारीमा भए पनि अब दम्पती नै मिलेर यहाँको उद्यम व्यवसायलाई विस्तार गर्ने योजनामा हुनुहुन्छ ।

पौरखी हातहरू

केरा खेतीको कमाल

नवलपरासी जिल्लाको प्रतापुर गाउँपालिका वडा नं. ६, प्रसौनी वरिपरि आजभोलि थुप्रै केरा खेती देख्न सकिन्छ । सानो लगानी र थोरै क्षेत्रफलबाट केरा खेती शुरूवात गरी आफूलाई सफल कृषक बनाउनु भएको छ, श्रीमती ईन्द्रावती यादवले ।

उहाँको परिचय एक कृषक मात्रै नभई एकल महिला, एक जिम्मेवार आमा र परिवारको नेतृत्वकर्ता पनि हुनुहुन्छ । छोराछोरी सानै हुँदा श्रीमान् गुमाउनु भएकी ईन्द्रावतीले संघर्षपूर्ण यात्रा गर्दै वि.सं. २०७३ सालमा मुक्तिनाथ विकास बैंकको समूहमा आवद्ध भई विना धितो कर्जा रु. ५० हजार लिएर ५ कड्डा जमिनमा केरा खेती गर्नु भयो, त्यसबाट उहाँले रु. ३० हजार खुद मुनाफा गर्नु भएछ । यो मुनाफाले उहाँलाई केरा खेती विस्तार गर्ने हौसला मिल्यो । पटक पटक विनाधितो कर्जा लिएर


सोही खेतीलाई विस्तार र व्यवस्थित गर्दै आउनु भएको छ । अहिले रु. १० लाख कर्जा लिएर २ विगाहा भन्दा बढी क्षेत्रफलमा बाह्रै महिना केरा खेती गर्ने गरी विस्तार गर्नु भएको छ । अहिले वार्षिक रु. ८ लाख भन्दा बढी आमदानी भई रहेको बताउनु हुन्छ । धेरै क्षेत्रफलमा र बाह्रै महिना केरा खेती हुने भए पछि, सहरका केरा व्यापारी तथा थोक खरिदकर्ताहरू गाडि लिएर केरा किन्न सिधै उहाँको बारीमा पुग्छन् । बजारको कुनै समस्या नरहेको उहाँ बताउनु हुन्छ । विदेश गएको छोरालाई अब विदेश जान नपर्ने गरी यही खेतीमा संलग्न गराउनु भएको छ । एउटा छोरीलाई स्टाफ नर्स पढाई रहनु भएको छ । केरा खेतीबाटै पनि आफ्नो परिवारको जीवनस्तरको साथै गाउँलाई नै केरा खेती गाउँको रूपमा रूपान्तरण गर्न सफल हुनुभएको छ ।



Serving

8000000+

Happy Customers



Creating Value for our **Stakeholders**

At Muktinath Bikas Bank, we work continuously towards creating long term benefit for our shareholders and society at large. For our customers, we try to provide the best possible experience for their needs, expectations and solutions for their

problems. We encourage our employees for fair practices at work, a good working and progressive environment where ideas are valued and all the achievements no matter small or big are celebrated with equal enthusiasm. Considering our roots and history, we focus on uplifting the society and also the people involved while continually giving the best possible financial solutions to the various segments of customers that are involved with us.

Investors

We provide transparent and regular disclosures for our investors for facilitating informed decision making. Value maximization is focused.

Net Interest Margin: **4.48%**
Average Return on Capital: **18.28%**
Earning Per Share (EPS): NPR **24.03**
Net Profit: NPR **1.16 Billion**

Customers

We provide financial services to varied and diversified customer segments ranging from individuals, financial institutions, MSMEs, farmers, wholesalers, traders to mid and large corporates. We believe in transforming journeys of our customers. Constant reforms are undertaken for product development to deliver higher quality with higher value products and services to our customers.

Serving **800,000+** happy customers on a daily basis.





Employees

At Muktinath Bikas Bank, with over 1,500+ employees across our branches and central office, we provide an inclusive and meritocratic culture that ensures engagement and progress. Personal care is given priority. We try to create an environment where our employees grow their own potential and creative approach to work.

Employee Strength: **581** female employees
966 male employees
Employee expenses: NPR **1,110.86** Million

Government & Regulators

As the Leading & Top Development Bank of Nepal, we believe in ethical conduct and being a responsible taxpayer complying with applicable regulations. We facilitate responsible financial products and services while complying to corporate governance and Risk Management.





Communities

We thrive to deliver positive impacts to the society and transform lives for better; supporting causes and working for sustainable community development programs to empower the less privileged section of society and also giving back to the people in the society in line with social activities.

CSR expenses:
NPR. 8.02 Million

1. Value Added Statement

The value-added statement shows how much value (wealth) has been created by the Bank through utilization of its capacity, capital, manpower and other resources and allocated to the following stakeholders:

- ▶ Employees
- ▶ Government
- ▶ Community
- ▶ Shareholder
- ▶ Expansion and growth of the Bank

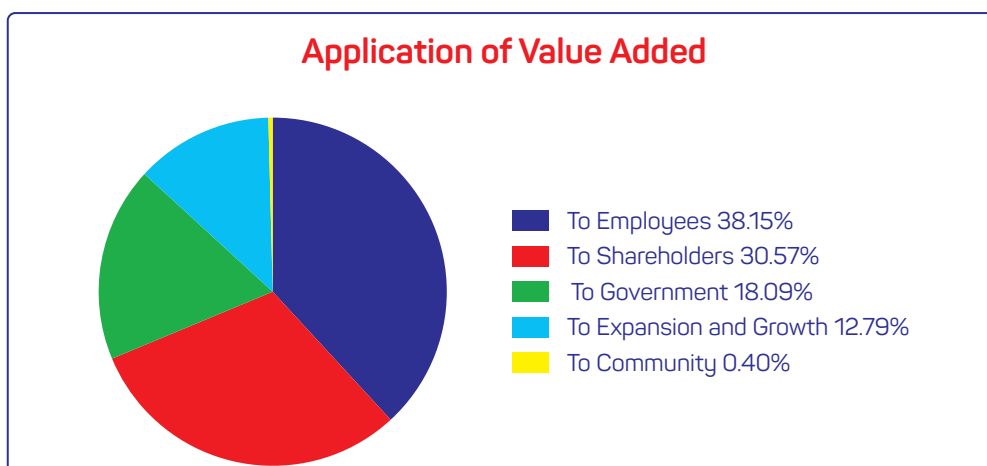
Value added statement depicts the profit generated by collective efforts management, employees, capital and its utilization which is distributed among its various stakeholder. The value added by the Bank stood at **NPR 2,911.53** million as on Asar end 2078 as compared to NPR 2,036.65 million in previous year.

In NPR Million			
Particulars	2076/77	2077/78	Change (%)
Interest earned	6,592.49	7,583.65	15.03%
Other Income	551.72	1,047.64	89.89%
Interest Expenses	4,333.11	4,795.01	10.66%
Other operating expenses	457.60	429.47	-6.15%
Value Added by Banking Services	2,353.50	3,406.80	44.75%
Impairment charge for loans and other losses	316.86	495.27	56.31%
Gross Value Added	2,036.65	2,911.53	42.96%

Statement of Value-Added Application

To Employees			
Salaries and other benefits	895.80	1,110.86	24.01%
To Government			
Income taxes	316.96	526.72	66.18%
To Community			
Corporate social responsibility	7.07	11.56	63.48%
To Shareholders			
Dividend & Bonus shares	670.69	890.14	32.72%
To Company			
Expansion and Growth	146.12	372.25	154.75%
Total of Value-Added allocation	2,036.65	2,911.53	42.96%

For the year ended Asar 2078 the application statement comprises of value addition to various stakeholders of the Bank. The current value addition of 38.15% has been apportioned to employees of the Bank for the salaries and other benefit which is followed by the shareholders by 30.57% for dividends. The government, expansion and growth of the Bank and community received 18.09%, 12.79% and 0.40% of total value addition respectively.



2. Market Value Added

Market value is the difference between the market value and total book value of the Bank. It shows the difference between the current market value of the Bank and capital contributed by investors. It is the sum of all capital claims held against the Bank plus the market value of debt and equity. Positive Market value added depicts the Bank has added value.

The Bank has market value added of NPR 24,780.33 million as on Asar end 2078 which was NPR 7,675.51 million as on Asar end 2077.

Particulars	2076/77	2077/78
Market price per share (NPR)	312	657
Number of shares (Million)	43.25	48.12
Total Market value (NPR in Million)	13,493.97	31,611.89
Book value per share (NPR)	134.53	141.98
Number of shares (Million)	43.25	48.12
Total Book value (NPR in Million)	5,818.46	6,831.56
Market Value Added (NPR in Million)	7,675.51	24,780.33

3. Economic Value Added

Economic Value Added (EVA) is a financial performance measurement tool developed by Stern Stewart & Co. which is an estimate of a Bank's economic profit, or the value created more than the required return of the Bank's shareholders. EVA is the profit earned by the Bank less the cost of financing the Bank's capital.

The Bank has generated Economic Value Added of NPR 397.43 million as on Asar 2078 which was NPR 91.33 million on Ashad 2077.

Particulars	In NPR Million	
	2076/77	2077/78
Net operating profit after tax	707.41	1,156.44
Average Shareholders' fund	5,133.98	6,325.01
Cost of capital Employed %*	12%	12%
Cost of capital Employed	616.08	759.00
Economic Value Added	91.33	397.43

*Cost of capital employed is averaged around 12% which is higher than the risk-free rate due to inclusion of market risk premium.





Message from the **Chairman** अध्यक्षको सन्देश

Dear Stakeholders,

It's a new era. A new normal.

The world has changed in the last years and what we have witnessed has transformed our perspectives. When the pandemic broke out we had two key priorities - the safety and wellbeing of our staff members and business continuity of our customers. We facilitated work-from-home for our staffs while safeguarding those attending office.

With focus on becoming an increasingly future-ready, the Bank has helped us overcome changing business challenges in the globally disruptive environment. We were able to leverage our aspirations to create sustainable solutions and contribute positively to climate action and other prevalent global issues as well.

Looking at some of the key performance highlights for the year, we have done remarkable performances which at times stood above industry average which shows our commitment for making it to the pinnacle of business size. Our Balance sheet has grown sharp over 52% driven by modernization, digital banking growth and profit up by 63% crossing NPR 1 Billion mark. We serve more than 800,000 happy customer now which seems promising to me as a Bank. We announced many strategic collaboration with International Partners, gained awards for Best Presented Annual Report 2020 for second consecutive year and received Honourable Mention in SME FINANCIER OF THE YEAR – ASIA and added many more feathers in the crown.

We focused on environment and governance in all aspects of our work and tried to innovatively solve problems by connecting our Staff members with business results. We reviewed our operating strategy and business model to align with the UN Sustainable Development Goals (SDGs) and vow to adopt necessary models to be an ecologically safe Bank with our Banking practices. Our CSR practices has served to diverse groups with increased spending on Social Development and Health related initiatives.

The after COVID-19 world will see human experiences becoming more contactless yet even more connected. This is exactly where our competitive advantage will come to the floor with our new age tech to give access to our customers and stakeholders for all new virtual banking experiences and claim to be digital more effectively.

Our talented workforce is our most valuable asset and reflects our strength, resilience and future readiness. The focus last year was on boarding the right talent building capability nurturing an innovation-centric work environment and creating an inclusive empowering and balanced work environment.

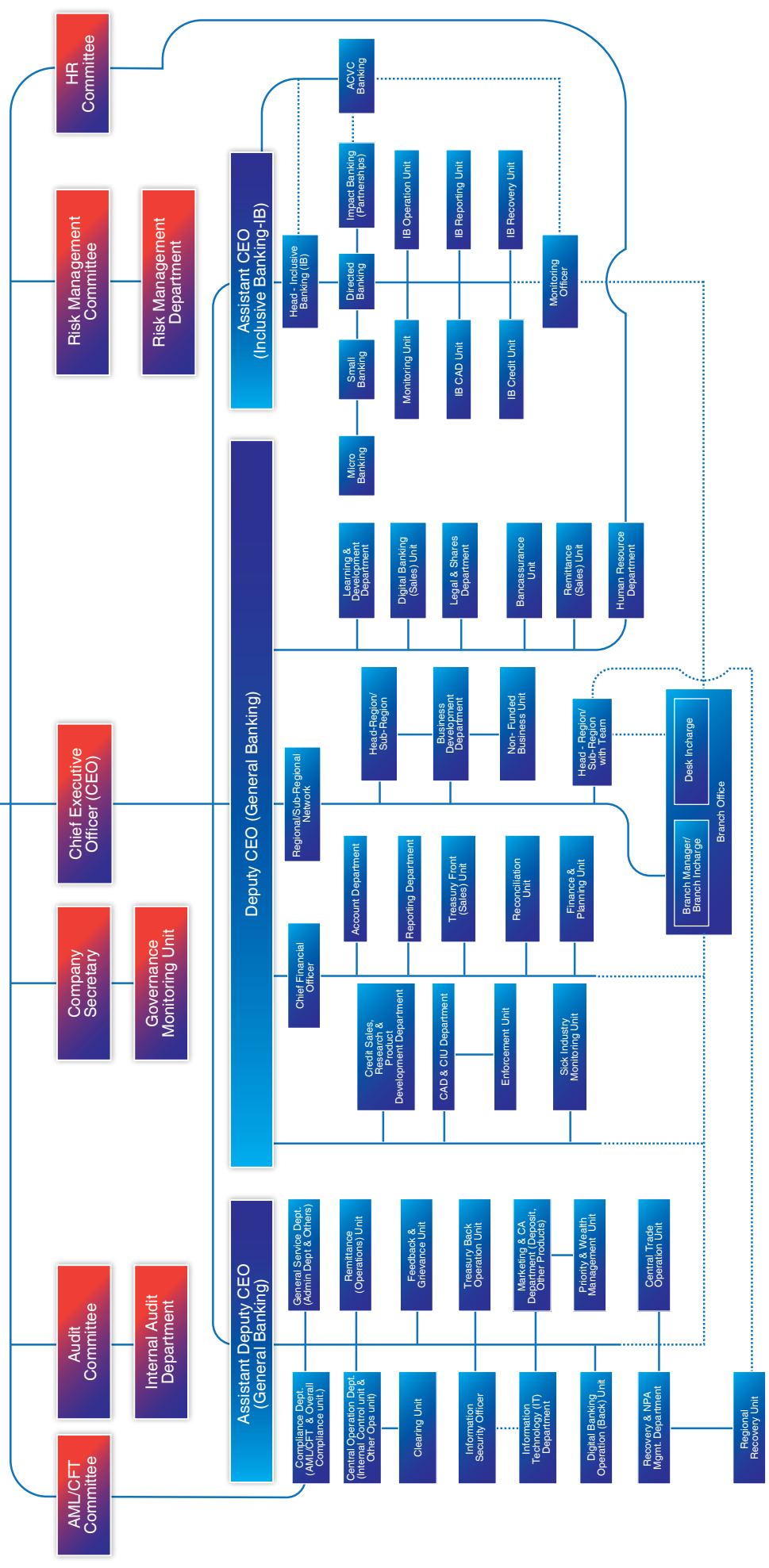
We are building a sustainable future where everyone can access the benefits and opportunities created by technology. As part of our corporate social responsibility (CSR) programs, the Bank is working to benefit the overall socio-economic development in communities that we operate in.

Everything we do is inspired by a deep sense of purpose. Our values hold us and are helping us become more ethical, reliable and transparent than ever. I am proud of the way we prepare to deal with the current operating scenario and would like to thank our associates, customers and stakeholders for their perseverance and support. We will continue to innovate and drive success throughout our ecosystem today tomorrow and beyond.

Thank You
Bharat Raj Dhakal

ORGANOGRAM

Board of Directors



Board of Directors

सञ्चालक समिति

Bharat Raj Dhakal

Chairman

Resident of Syangja, Renowned Banker,
Founder and Former CEO of Muktinath
Bikas Bank.



Gajendra Man Shrestha

Director

Resident of Nuwakot, Pioneer
Businessman engaged long in Pharma
Industry and Business.



Rabindra Man Shrestha

Director

Resident of Syangja, Pioneer
Businessman engaged long in Trading
Business.



Nirmala Kumari K.C. (Karki)

Director

Resident of Kathmandu, an experienced Banker with adequate knowledge of external and current affairs.



Shaligram Mishra

Director

Resident of Kathmandu, Retired Government Employee. Engaged in Social activities and associations.



Shyam Sundar Sharma

Independent Director

Resident of Kathmandu, Retired Government Employee with adequate knowledge of external/current affairs.



Senior Management

उच्च व्यवस्थापन



Pradyuman Pokharel
Chief Executive Officer

**Samir Sekhar
Bajracharya**
Deputy Chief
Executive Officer

Til Bahadur Gurung
Assistant Deputy
Chief Executive Officer

Govinda Bahadur Raut
Assistant Chief
Executive Officer

Management Committee

व्यवस्थापन समिति

Prem Thapa
Head Risk Management



Baburam Dhakal
Head Region/
Sub-Region Network



Dandapani Dhakal
Head Legal & Shares/
Company Secretary



Vijay Kumar Gurung
Head Inclusive Banking



Rashik Bhandari
Head Credit Sales/Research
and Product Development



Krishna Kumar K.C.
Head- Human
Resources



Bishwa Raj Ghimire
Head- Compliance &
AML/CFT



Management Committee

व्यवस्थापन समिति

Sandeep Kumar Dahal
Chief Financial Officer



Birendra Raj Bhat
Head- General
Services



Sarbesh Shrestha
Information Security
Officer



Basant Bakshi
Head- Marketing &
Corporate Affairs



Ishwar Budhathoki
Head- Internal Audit



Subash Dhakal
Head- Operations



MUKTINATH, A Glimpse...

Background:

On January 3, 2007, the Bank took the first step of its banking operation. It got license from the Central Bank of Nepal (i.e. Nepal Rastra Bank) to operate Banking Business initially in three districts namely Syangja, Kaski and Tanahun of then Western Development Region (currently Gandaki Province) as a "B" class financial institution.

Since inception, the Bank has been adopting the deep-rooted values of financial inclusion of the community and core principle of "Janata Bank ma Hoina, Bank Janata ma Janu Pardachha." i.e. "People should not come to Bank, Bank should go to the doors of people". The Bank prioritized opening branches in the rural areas where in the absence of any financial institution, people were in dire need for Banking services. The customer friendly products, services and door-to-door facility are the major factor for the Bank's popularity and success among the local people of the area. In April 2008, the Bank started Microfinance Program in its host of services with starting a dedicated department at central office and branches to serve low income but high potential people with high productivity. It is also exemplary Banking system believed to be first of its kind in the world where two different systems with reach to remote populace and operating under one roof of the Bank with a primary goal of inclusive financial transformation.

वि.सं. २०६३ साल पौष १९ गतेबाट कारोबार शुरुवात गरेको यो विकास बैकले नेपाल राष्ट्र बैकबाट स्याङ्जा, कास्की र तनहुँ जिल्ला कार्यक्षेत्र रहने गरी अनुमति प्राप्त गरेको थियो । "जनता बैकमा होईन, बैक जनतामा जानु पर्दछ" भन्ने मर्मलाई यथार्थतामा परिणत गरी ग्रामीण क्षेत्रहरू समेतलाई लक्षित वित्तीय सेवाहरू प्रदान गर्दै आई रहेको छ । ग्राहक केन्द्रीत घरदैलो विशिष्टिकृत सेवा प्रवाहको प्रणाली विकास गरी समावेशी वित्तीय सेवाहरू प्रदान गर्ने लक्ष्यमा केन्द्रीत रहेको छ ।

Business Models:

1. General Banking

It conducts business processes as a normal Commercial Bank and provides services like deposits, savings, loan (funded and non-funded based), remittance and all other Banking functions.

साधारण बैकिङ्ग अन्तर्गत बचत तथा निक्षेपहरू स्वीकार गर्ने, विभिन्न शिर्षकहरूमा पूँजीगत तथा गैरपूँजीगत कर्जा प्रवाह गर्ने, विप्रेषण र अन्य प्रचलित बैकिङ्ग कार्यहरू गर्ने गरिन्छ ।

2. Inclusive Banking

The unique model of the Bank provides Inclusive Financial Services which includes Micro Banking, Small Banking, Directed Banking, Impact (Partnership) Banking and Agriculture Cooperatives and Value Chain (ACVC) Banking. Offering of various types of suitable and affordable financial services to cater all corner of people is the core objective of Inclusive Banking established within the Bank.

समावेशी बैकिङ्ग अन्तर्गत लघु बैकिङ्ग, साना बैकिङ्ग, निर्देशित बैकिङ्ग, साभेदारी बैकिङ्ग र कृषि, सहकारी तथा मूल्य श्रृङ्खला बैकिङ्ग रहेका छन् । सबै क्षेत्र र वर्गका नागरिकहरूलाई उपयुक्त वित्तीय सेवा प्रदान गर्नु समावेशी बैकिङ्गको मुख्य उद्देश्य हो ।

Commitment and Involvement:

Muktinath Bikas Bank is a proud member of Global Alliance for Banking on Values (GABV) and endorses of Principles for Responsible Banking (UNEP Finance Initiatives), Smart Campaign and Social Performance Task Force (SPTF). The Bank believes in good governance and compliance as set by the regulators and the industry best practices. To ensure the transparency and follow the inclusive governance, the Bank ensures disclosures of every material decision that is required to maintain the transparency and good corporate governance.

यो विकास बैक Global Alliance for Banking on Values (GABV) को सक्रिय सदस्य रहेको छ । त्यसै गरी अन्तर्राष्ट्रिय सञ्जालहरूमा आवद्ध भई सुशासन, अनुपालना र पारदर्शिता जस्ता क्षेत्रमा आफ्नो प्रतिवद्धता पेश गरेको छ ।

The Bank is fully committed to The Sustainable Development Goals as passed by UNGA in the year 2015. The Bank shall undertake everything possible through its forces to achieve a better and more sustainable future for

all which includes global matters related to poverty, inequality, climate change, environmental degradation, peace and justice. The 17 Goals are all interconnected, and in order to leave no one behind, it is important that we achieve them all by 2030.

संयुक्त राष्ट्र संघले तय गरेको दीगो विकास लक्ष्यहरूमा यो विकास बैंकले पनि आफ्नो प्रतिवद्धता जाहेर गरेको छ । ती लक्ष्यहरूमा प्रत्यक्ष तथा अप्रत्यक्ष योगदान दिन सक्ने क्षेत्रहरू जस्तै गरिबी निवारण, असमानता, जलवायु परिवर्तन, शान्ती र न्याय जस्ता कार्यहरूमा सहभागिता जनाएको छ ।


Muktinath Ecosystem

With a view to diversify the investment of the Bank, the Bank acquired the substantial stake in the Muktinath Capital Ltd and in Muktinath Krishi Company Limited. These company together with Muktinath Bikas Bank forms "The Muktinath Eco-system".

Muktinath Capital Limited is one of the pioneer Investment/merchant Banks of Nepal licensed by Securities Board of Nepal. It is principally engaged in Merchant Banking business and provides the services of Registrar to Shares, Issue Management, Underwriting, Depository Participants, Portfolio Management Services and other advisory services.

Muktinath Krishi Company Limited was established in the year 2018 with an objective to promote the market of the domestic agricultural products and predominately engaged in the business of agricultural products which includes the production, manufacturing, trading and marketing of the agro products.

मुक्तिनाथ विकास बैंकले वित्तीय सेवाका अलावा अन्य क्षेत्रहरूमा सञ्जाल विस्तार गरी आपसी सहकार्य र सहयात्राको थालनी गरेको छ । मुक्तिनाथ नामबाट संचालित यी संस्थाहरूले नागरिक, समाज र देशको लागि आआफ्नो तर्फबाट ठोस योगदान दिने छन् । यी सञ्जालमा मुक्तिनाथ क्यापिटल लि. र मुक्तिनाथ कृषि कम्पनी लि. सञ्चालनमा आई सकेका छन् भने अन्य कम्पनी स्थापनाको लागि गृहकार्य भई रहेको छ ।



Corporate Social Responsibility:

The Bank is conscious towards human wellbeing and social values.

Being a financial institution, it has been actively contributing human, financial and moral support to numerous issues prevalent in the community and society.

The Bank believes that it has to maintain the ecosystem to return the portion of earnings that it has earned from the society which would eventually make the world a better place to sustain.

Muktinath Bikas Bank has always stayed strong to its commitment to positively impact society and environment in addition to valued customers, employees, investors and other stakeholders. In pursuit of the mission of being the socially acceptable and environmentally friendly financial institution, the Bank has carried out various social and environmental activities as a part of the corporate social responsibility. The Bank has long-term commitments through its CSR activities for sustainable growth and viability.

संस्थागत सामाजिक उत्तरदायित्वलाई यस विकास बैंकले मानविय र सामाजिक समस्या समाधान गर्नको लागि योगदान दिने गरी कार्य गरेको छ । संस्थागत सामाजिक उत्तरदायित्व अन्तर्गत विभिन्न प्रकारले सहयोग पुऱ्याइरहेको यो विकास बैंकले आफ्नो जिम्मेवारी र कर्तव्यलाई पुरा गर्ने अठोट गर्दछ ।

Corporate Governance:

Muktinath Bikas Bank Limited is committed to maintain the highest level of the ethical standards, corporate governance and compliance. The Bank believes that for us to prosper as the Bank an effective corporate governance is indispensable. The Board of Directors and the Management strictly comply all the regulatory norms issued by the central Bank and various other regulatory authorities. The corporate governance framework encapsulates all the regulatory & legal requirements and also several best practices which aim at a high level of business ethics for safeguarding the interest of depositors, investors and all other stakeholders. The Bank equally believes in empowering the human capital through a better & healthy work place environment. The Board of Directors of the Bank being the apex body accountable to the regulators, investors and all other stakeholders including the society, sets the purpose of the Bank, the values with which it is guided, the strategies with the combination the vision and mission and implement this in the business strategy.

मुक्तिनाथ विकास बैंक उच्चस्तरको संस्थागत सुशासन र अनुपालना कायम राख्न प्रतिवद्ध रहेको छ । यस बैंकको सञ्चालक समिति तथा व्यवस्थापन नियमक निकायहरूको निर्देशनको पालना गर्न र गराउन कटिबद्ध रहेको छ । सुशासन र अनुपालना सहित असल बैंकिङ्गका अभ्यासहरूको कार्यान्वयनले उत्तम व्यवसायिक संस्कारको विकास गर्दछ । सञ्चालक समिति बैंकको उच्च निकाय हो । यो नियमक निकाय, लगानीकर्ताहरू लगायत सबै हितग्राहीहरू प्रति जवाफदेही हुनु पर्दछ । यसले बैंकको लक्ष्य, उद्देश्यहरू तय गर्ने, मूल्य र मान्यताहरू स्थापित गराउने तथा रणनीतिहरू विकास गरी बैंकको समग्र व्यवसाय बृद्धिको योजनाहरू समेत लागु गर्ने गर्दछ ।

Nepal Rastra Bank (NRB) Requirement Standards and MNBBL Actual Position

As of 31st Asar 2078 (July 15, 2021)

S.No.	Particulars	NRB Standard		Actual Position of MNBBL
		Parameter	Percentage	
1	Capital Adequacy Ratio (Total Capital Fund to Sum of Risk weighted Exposures)	Not less than	10%	11.19%
2	Total Primary (Core) Capital to sum of Risk weighted Exposure Ratio	Not less than	6%	9.94%
3	Non Performing Loan (NPL) %	Not more than	5%	0.23%
4	Liquidity Ratio (Net Liquid assets to Total deposit ratio)	Not less than	20%	24.07%
5	Maximum Lending to one economic sector/total loan and advances	Not more than	40%	16.97%
6	Other real estate loan to total loan ratio	Not more than	10%	5.94%
7	Total real estate loan to total loan ratio	Not more than	25%	6.71%
8	Single obligor limit (Total Lending to one group/core Capital %)	Not more than	25%	7.81%
9	Total investment on share, debenture or mutual fund to core capital of previous quarter	Not more than	30%	5.20%
10	Total Corporate deposit to total deposit ratio	Not more than	50%	34.53%
11	Total corporate deposit of single firm/company to local deposit ratio	Not more than	15%	2.47%
12	Total deposit and borrowing to core capital of previous quarter	Not more than	20 Times	14.48 Times
13	Cash Reserve Ratio (CRR)	Not less than	3%	3.12%
14	Statutory Liquidity Ratio (SLR)	Not less than	8%	20.63%
15	Credit to Capital and Deposit Ratio	Not more than	85%	78.04%
16	Deprived sector Lending to total loan and advance of six month back	Not less than	5%	21.59%
17	Priority Sector lending to total loan and advances of six month back	Not less than	16%	26.84%
18	Total Loan against share/margin lending to core capital of previous quarter	Not more than	40%	39.42%
19	Total Loan against Professional Loan	Not more than	5%	2.46%
20	Call Deposit to Total Deposit Ratio	Not more than	15%	10.33%

The Bank has a noticeable Balance sheet size of NPR 101.13 Billion (equivalent to USD 843.80 Million) as of Ashad End 2078 (July 15 2021) with large footprint of 158 branches with 22 ATMs spread across the country serving more than 800,000 happy customers from different age, communities, societies and ethnic groups.

२०७८ आषाढ मसान्त सम्म बैंकको रु. १०१.१३ अर्बको वासलातको आकार भएको छ । कुल १५८ ओटा शाखा र २२ ओटा एटिएम सञ्चालनमा रहेका छन् भने ८ लाख भन्दा बढी ग्राहकहरूलाई सेवा प्रदान गर्दै आएको छ ।



नेपाली अर्थतन्त्रको लागि प्रतिवद्धता:

यो विकास बैंक, वित्तीय पहुँच विस्तार गरी समावेशी वित्तीय सेवाहरूको सुनिश्चिता मार्फत आम नागरिकहरूको रोजाईको बैंक बन्ने दृढ संकल्प गरेको छ । नेपालको अर्थतन्त्रको मेरुदण्डको रूपमा रहेका युवा वर्ग र कृषि क्षेत्रलाई लक्षित गरी आफ्नो सेवा तथा गतिविधि र कार्यहरूलाई पहिलो प्राथमिकता दिनेछ ।

जिम्मेवारी तथा समाजप्रतिको उत्तरदायित्व

समाजको स्वीकार्यता नै दीगोपनको आधार हो । समाजको लागि संस्था र संस्थाको लागि समाज एक आपसका परिपूरक हुनु पर्दछ । यो विकास बैंकले यही मर्म बमोजिम आफूलाई समाजको एक अभिन्न अंगको रूपमा स्थापित गरेको छ ।

नेपाल र नेपालीसँगाको सम्बन्ध

नेपाली माटोको, नेपाली नेतृत्व र नेपालीपनको बैंक, मुक्तिनाथ विकास बैंक हो । "जनता बैंकमा होइन, बैंक जनतामा जानु पर्दछ" भन्ने मर्मलाई आत्मसाथ गरी नेपाली ग्राहक मैत्री वित्तीय सेवाहरू प्रदान गर्दै आई रहेको छ । यसको सेवामा नेपाल र नेपालीपनको अनुभव गर्न सकिन्छ ।

सेयरहोल्डर प्रतिको उत्तरदायित्व

यो विकास बैंकले लगानीकर्ताको लगानीलाई सुरक्षा प्रदान गर्दै र नियमित न्यायोचित प्रतिफल दिँदै आएको छ । यो विकास बैंकले क्षणिक प्रतिफललाई मात्रै नहेरी लगानीको सुरक्षा र प्रतिफलमा दीगोपनाको सुनिश्चितता गर्ने प्रयास गरेको छ ।

भावी योजनाहरू

यो विकास बैंक ग्राहकहरूको स्तरबुद्धिको साथै समाजमा सकारात्मक प्रभाव पार्दै अग्रणी बैंकको रूपमा रही रहने प्रयासमा रहेको छ । कर्मचारीहरूको नियमित बृत्ति विकास तथा संस्थागत सबलतालाई प्राथमिकता दिने र ग्राहकहरूलाई स्तरीय सेवा प्रदान गरी ग्राहक सन्तुष्टी बृद्धि गर्ने योजनामा रहेको छ ।

सम्भनाका विशेष दिनहरू, कोशेढुंगाहरू

बैंक स्थापना पश्चात पहिलो तथा दोश्रो चरणको शाखा विस्तार गर्दा बिजुली बत्ति, सडक र मोबाईल फोन नटिप्ने स्थानहरूमा शाखा स्थापना गरी सेवा सञ्चार गर्दा एकातर्फ ती स्थानहरूमा वित्तीय पहुँच विस्तार गर्न पाएकोमा गर्व महशुस भएको थियो भने गुणस्तरीय सेवा निरन्तरतामा निकै चुनौतीहरू खेप्नु परेको थियो । त्यसैगरी विभिन्न समयमा बैंकको चुक्ता पूँजी बृद्धि गर्न संस्थापक सेयरधनीहरूलाई उत्प्रेरित गर्न असहजता भएतापनि बैंकले आफ्नो गतिलाई रोकेन र प्रगतिका नयाँ नयाँ गन्तव्यहरू स्थापित गर्दै अगाडि बढेको छ ।

Our Commitment to the Society

Muktinath Bikas Bank is working continuously to invest in CSR proposals that helps the Bank give back a portion of its earnings to the society in any forms. For same, the Bank has set aside its 1% of net profit in CSR Fund. The Bank makes sure the projects that is being taken up creates a positive impact in the lives involved. Transforming lives for better is concentrated in its CSR initiatives.

THE INTERNET SHOWS THE WAY

The Bank believes that the children are the future of the nation. It is so crucial that the right to education is protected for every children, especially the ones who are deprived of it.

The ongoing situation of Pandemic focused so much on virtual classes from schools to colleges but we lacked to take in consideration that not every child is accessible to the internet facility. In this regard "Resta Foundation", an organisation which looks after the underprivileged children and their studies which is funded by donations; asked the support of the Bank. We promptly responded to them and provided the support as needed.



The Bank to make a better change in the lives of these children offered to pay the whole year's internet cost so that they could access the online classes and.

SAFE DRINKING WATER FOR ALL

Safe drinking water, a basic human right is a must for a healthy life . When the Bank received proposal for perimeter fencing of Damauli Drinking water and Sanitation Consumer Association which would help local people to get the safer drinking water, we were quick to response with reasonable financial support to the organization to fulfill their objective without any hitch.



The Bank believes that this could bring better change in the lives of the local people to an extent.



Our SDGs Commitment through CSR:

The United Nations Sustainable Development Goals (SDGs) provide a historic opportunity to unite all the global stakeholders to fight for the causes such as remove extreme poverty, fight inequality and save the planet. The Bank's primary focus is also responsible banking and hence considers in contribution to implementation of SDGs that will strengthen environment for doing business. Recognizing that, the Bank have set various targets and make contributions to the causes that supports the sustainable goals of United Nations.

Considerable contributions of NPR 8,019,259 through the corporate social responsibility have been made in the various goals among the SDGs alone for FY 2077/78 (2020/021). A summary for the contributions made by the Bank in line with the SDG are as below:

S.No	SDG Commitments	Contributions (In NPR)
1	Clean Water & Sanitation	281,051
2	Climate Action	70,300
3	Decent Work and Economic Growth	11,300
4	GoodHealth & Well Being	3,226,782
5	Industry, Infrastructure and Innovation	1,550,000
6	No Hunger	70,000
7	Peace Justice and Strong Institutions	10,000
8	Quality Education	93,807
9	Sustainable Cities and Communities	2,706,020
Total		8,019,259

GRAND TOTAL
NPR. 8,019,259



Clean Water and Sanitation
3.50%



Good Health and Well Being
40.24%



Peace Justice and Strong Institutions
0.12%



Climate Action
0.88%



Industry, Infrastructure and Innovation
19.33%



Quality Education
1.17%



Decent Work and Economic Growth
0.14%



No Hunger
0.87%



Sustainable Cities and Communities
33.75%

Our SDG Contributions

Your Access To Information!!!

The Bank has been always maintaining transparency in all its projects. Similarly, the Bank believes that every stakeholder has the right to information regarding the Bank. In order to comply and also to make sure the information regarding the Bank is properly available, Bank has been adopting followings:

Investor Relations and Disclosures

All the informations regarding Bank's Quarterly highlights, Annual reports, Base rates, Interest spread rate and other principal indicators are available at Bank's website easily. Anyone wanting to view the information can directly log onto www.muktinathbank.com.np and get all the information easily.

Notices

Bank related notices such as House rent, Sealed bids, Recovery related notice, Interest rates, Right to information, etc. are published in National dailies/ Bank's website and updated on a regular basis. Moreover, Bank publishes important information through Bank's social media platforms as well so that general public can easy access to the information.

News and Press Release

Bank releases different press materials regarding Bank's activities time and again. All of which are easily accessible in news section of the Bank's website www.muktinathbank.com.np.

Information Officer and Grievance Handling Officer

All the branches of Bank and Bank's website have proper information regarding Information Officer and Grievance Handling Officer who can be directly accessed by stakeholders for information and grievance placements.

Social Media Platforms

Bank's products, services are also updated in the authorised social media platforms. Interested people can join Bank's Viber Community, Facebook and other social media platforms and get updated on latest offers and services of the Bank.





केन्द्रीय कार्यालय भवनको प्रस्तावित नमुना, लाजिम्पाट, काठमाडौं




निर्माणाधिन केन्द्रीय कार्यालय भवन, लाजिम्पाट, काठमाडौं
(मिति २०७८-०८-०३ गते लिइएको फोटो)

विषय सूची

१.	पन्ध्रौं वार्षिक साधारण सभा सम्बन्धी सूचना	३२
२.	पन्ध्रौं वार्षिक साधारण सभा सम्बन्धी अन्य जानकारीहरू	३४
३.	सञ्चालक समितिको अध्यक्षज्यूको मन्तव्य	३५
४.	सञ्चालक समितिको वार्षिक प्रतिवेदन	३७
५.	कम्पनी ऐन २०६३ को दफा १०९ उपदफा ४ अनुसारको अतिरिक्त विवरण	५२
६.	धितोपत्र दर्ता तथा निष्काशन नियमावली २०७३ सँग सम्बन्धित	६४
७.	संस्थागत सुशासन सम्बन्धी वार्षिक अनुपालना प्रतिवेदन	६८
८.	लेखापरीक्षकको प्रतिवेदन	७३
९.	एकीकृत वित्तीय अवस्थाको विवरण	७७
१०.	एकीकृत नाफा नोक्सानको विवरण	७८
११.	एकीकृत विस्तृत आमदानीको विवरण	७९
१२.	एकीकृत नगद प्रवाहको विवरण	८०
१३.	एकीकृत इक्विटीमा भएको परिवर्तनको विवरण	८१
१४.	प्रमुख लेखा नीतिहरू तथा लेखा सम्बन्धी टिप्पणीहरू	८५
१५.	अपरिष्कृत वित्तीय विवरण र लेखापरीक्षण भएको वित्तीय नतिजाको तुलनात्मक विवरण	१६३
१६.	सहायक कम्पनी मुक्तिनाथ क्यापिटल लिमिटेडको लेखापरीक्षकको प्रतिवेदन र वित्तीय विवरण	१६७
१७.	नेपाल राष्ट्र बैंकको स्वीकृति पत्र	१७८
१८.	नेपाल राष्ट्र बैंकबाट प्राप्त निर्देशनहरू उपर सञ्चालक समितिको प्रतिक्रिया	१७७
१९.	प्रबन्धपत्रमा प्रस्तावित संशोधन सम्बन्धी तीन महले विवरण	१७९
२०.	नियमावलीमा प्रस्तावित संशोधन सम्बन्धी तीन महले विवरण	१८०
२१.	शाखा सञ्जाल	१८७
२२.	प्रोक्सी फाराम	१९१



सधैं विश्वासिलो



Winner of
EUROPEAN
MICROFINANCE
AWARD 2020



Member of
Global Alliance for
Banking on Values

Winner of
Best Presented
Annual Report (BPA)
Award -2019 & 2020



Honorable Mention in
Global SME
Finance
Awards 2021
SME FINANCIER OF THE YEAR-ASIA



मुक्तिनाथ विकास बैंक
MUKTINATH BIKAS BANK

पन्ध्रौं वार्षिक साधारण सभा सम्बन्धी सूचना

आदरणीय सेयरधनी महानुभावहरू,

मुक्तिनाथ विकास बैंक लि.को सञ्चालक समितिको मिति २०७८ मंसिर ३ गते बसेको २६१ औं बैठकको निर्णय अनुसार यस विकास बैंकको पन्ध्रौं वार्षिक साधारण सभा निम्न मिति, समय र स्थानमा, देहायका विषय उपर छलफल तथा निर्णय गर्न बस्ने भएको हुँदा सम्पूर्ण सेयरधनी महानुभावहरूको जानकारी एवं उपस्थितिका लागि, यो सूचना प्रकाशित गरिएको छ ।

सभा हुने मिति, समय र स्थान :

मिति : २०७८ मंसिर २५ गते, शनिवार (तदनुसार डिसेम्बर ११, २०२१)

समय : बिहान ९:०० बजे ।

स्थान : होटल जल महल, घारीपाटन, पोखरा, कास्की ।

छलफलका विषयहरू :

सामान्य प्रस्तावहरू :

१. सञ्चालक समितिको तर्फबाट अध्यक्षज्यूको आ.व. २०७७/७८ को वार्षिक प्रतिवेदन उपर छलफल गरी पारित गर्ने ।
२. लेखापरीक्षकको प्रतिवेदन सहित आ.व. २०७७/७८ आषाढ मसान्तको वासलात, नाफा नोक्सान हिसाब, नगद प्रवाह लगायतका विवरणहरू पारित गर्ने ।
३. लेखापरीक्षण समितिको सिफारिस बमोजिम आ.व. २०७८/७९ को लागि लेखापरीक्षक नियुक्ति गर्ने र निजको पारिश्रमिक निर्धारण गर्ने ।
४. यस विकास बैंकको सहायक कम्पनी मुक्तिनाथ क्यापिटल लि.को आ.व. २०७७/७८ को वित्तीय विवरण सहितको एकीकृत वित्तीय विवरण उपर छलफल गरी पारित गर्ने ।
५. सञ्चालक समितिले प्रस्ताव गरे बमोजिम हाल कायम चुक्ता पूँजी रु. ४,८१,१५,५०,८०३.१८ (अक्षरेपी चार अर्ब एकासी करोड पन्ध्र लाख पचास हजार आठ सय तीन रुपैयाँ अठार पैसा मात्र) को ०.९२५ प्रतिशतले हुने रकम रु. ४,४५,०६,८४४.९३ (अक्षरेपी चार करोड पैतालिस लाख छ हजार आठ सय चवालिस रुपैयाँ त्रियानबे पैसा मात्र) नगद लाभांश (बोनस सेयरको कर प्रयोजनको लागि) वितरण गर्ने प्रस्ताव पारित गर्ने ।

विशेष प्रस्तावहरू :

१. यस विकास बैंकको अधिकृत पूँजी रु. ८,००,००,००,०००/- (अक्षरेपी आठ अर्ब मात्र) पुन्याउने र सोही बमोजिम प्रबन्धपत्रको सम्बन्धित दफा संशोधन गर्ने प्रस्ताव पारित गर्ने ।
२. सञ्चालक समितिले प्रस्ताव गरे बमोजिम हाल कायम चुक्ता पूँजी रु. ४,८१,१५,५०,८०३.१८ (अक्षरेपी चार अर्ब एकासी करोड पन्ध्र लाख पचास हजार आठ सय तीन रुपैयाँ अठार पैसा मात्र) को १७.५७५ प्रतिशतका दरले हुन आउने रकम रु. ८४,५६,३०,०५३.६६ (अक्षरेपी चौरासी करोड छपन्न लाख तीस हजार त्रीपन्न रुपैयाँ छैसठ्ठी पैसा मात्र) बोनस सेयर वितरण गर्ने प्रस्ताव पारित गर्ने ।
३. विकास बैंकको चुक्ता पूँजी रु. ४,८१,१५,५०,८०३.१८ (अक्षरेपी चार अर्ब एकासी करोड पन्ध्र लाख पचास हजार आठ सय तीन रुपैयाँ अठार पैसा मात्र) बाट १७.५७५ प्रतिशतले हुन आउने रकम रु. ८४,५६,३०,०५३.६६ (अक्षरेपी चौरासी करोड छपन्न लाख तीस हजार त्रिपन्न रुपैयाँ छैसठ्ठी पैसा मात्र) बोनस सेयर वितरण पश्चात जारी तथा चुक्ता पूँजी रु. ५,६५,७१,८०,८५६.८४ (अक्षरेपी पाँच अर्ब पैसठ्ठी करोड एकहत्तर लाख असी हजार आठ सय छपन्न रुपैयाँ चौरासी पैसा मात्र) पुन्याउने प्रस्ताव पारित गर्ने र सोही बमोजिम प्रबन्धपत्रको सम्बन्धित दफा संशोधन गर्ने ।
४. सञ्चालक समितिका अध्यक्ष तथा सञ्चालकहरूको सेवा सुविधा पुनरावलोकन गरी सोही बमोजिम नियमावलीको सम्बन्धित दफा संशोधन गर्ने ।

५. यस मुक्तिनाथ विकास बैंक लि. र अन्य उपयुक्त बैंक तथा वित्तीय संस्थाहरू एक आपसमा प्राप्ति/समाहित (Acquisition/Merger) प्रयोजनका लागि उपयुक्त बैंक तथा वित्तीय संस्थाको पहिचान गर्ने, सहमतिपत्र (Memorandum Of Understanding) मा हस्ताक्षर गर्ने, सोको आधारमा सैद्धान्तिक स्वीकृतिका लागि नेपाल राष्ट्र बैंकमा निवेदन दिने, सम्पत्ति दायित्वको मूल्याङ्कन (Due Diligence Audit) गर्न परामर्शदाता, मूल्याङ्कनकर्ता, लेखापरीक्षक नियुक्त गर्ने र निजको पारिश्रमिक तोक्ने तथा मर्जरसंग सम्बन्धित अन्य आवश्यक कार्यहरू गर्नका लागि सञ्चालक समितिलाई अख्तियारी दिने प्रस्ताव पारित गर्ने ।
६. विकास बैंकको प्रबन्धपत्र तथा नियमावली संशोधन गर्ने सम्बन्धमा नियमनकारी निकायबाट फेरबदल गर्न निर्देशन भएमा आवश्यकता अनुसार सोमा थपघट, परिमार्जन, संशोधन तथा सच्याउनको लागि सञ्चालक समिति वा समितिले तोकेको व्यक्तिलाई अख्तियारी दिने ।
७. विविध :

द्रष्टव्य: पन्ध्रौं वार्षिक साधारण सभा प्रयोजनार्थ मिति २०७८ मंसिर १५ गते देखि २०७८ मंसिर २५, गते सम्म यस विकास बैंकको सेयर दाखिल खारेज बन्द (Book Closed) हुने व्यहोरा सेयरधनी महानुभावहरूलाई जानकारी गराइन्छ ।

सञ्चालक समितिको आज्ञाले
डण्डपानी ढकाल
(कम्पनी सचिव)



पन्ध्रौं वार्षिक साधारण सभा सम्बन्धी अन्य जानकारीहरू

- पन्ध्रौं वार्षिक साधारण सभालाई ध्यानमा राखी, मिति २०७८ मंसिर १५ गते देखि २०७८ मंसिर २५ गते सम्म विकास बैंकको सेयरधनी दर्ता किताब बन्द (Book Closed) रहने छ । नेपाल स्टक एक्सचेञ्ज लिमिटेडमा मिति २०७८ मंसिर १४ गते सम्म कारोबार भई, प्रचलित कानून बमोजिम यस विकास बैंकको सेयर रजिष्ट्रार मुक्तिनाथ क्यापिटल लि. (Muktinath Capital Ltd.) कमलादी, काठमाडौं मा, प्राप्त सेयर नामसारीको विवरणको आधारमा सेयरधनी दर्ता किताबमा कायम सेयरधनीहरू सो सभामा भाग लिन, साथै बोनस सेयर तथा नगद लाभांश प्राप्त गर्न योग्य हुनेछन् ।
- वार्षिक साधारण सभामा भाग लिन आउनुहुने सम्पूर्ण सेयरधनी महानुभावहरूले आफ्नो परिचय खुल्ने प्रमाणपत्र वा सोको प्रतिलिपि अनिवार्य रूपमा साथमा लिई आउनुहुन अनुरोध छ ।
- सेयरधनी महानुभावहरूको उपस्थिति पुस्तिकामा दस्तखत गर्न सेयरधनी उपस्थिति पुस्तिका साधारण सभा हुने दिन बिहान ७:०० बजे देखि खुल्ला रहनेछ । कोभिड-१९ को महामारीका कारण सभामा उपस्थित हुँदा आपसी दुरी कायम गर्ने र मास्क पंजा लगायतका न्यूनतम सुरक्षाका उपकरणहरूको प्रयोग गर्न सम्पूर्ण सेयरधनी महानुभावहरूलाई अनुरोध गरिन्छ ।
- छलफलका विषयहरू मध्ये, विविध शिर्षक अर्न्तगत कुनै प्रस्ताव भएमा, छलफल गर्न इच्छुक सेयरधनीले, साधारण सभा हुनुभन्दा ७ (सात) दिन अगावै, छलफलको विषयको जानकारी, कम्पनी सचिव मार्फत, सञ्चालक समितिको अध्यक्षलाई लिखित रूपमा दिनु पर्नेछ ।
- साधारण सभामा भाग लिनका लागि प्रतिनिधि (प्रोक्सी) नियुक्ति गर्न चाहने सेयरधनीहरूले, प्रचलित कम्पनी कानूनले तोकेको ढाँचामा, प्रतिनिधि पत्र (प्रोक्सी) फारम भरी, सभा शुरु हुनु भन्दा कम्तिमा ४८ घण्टा अगावै, अर्थात मिति २०७८ मंसिर २३ गते बिहानको ९:०० बजे भित्र बैंकको केन्द्रीय कार्यालय काठमाण्डौ प्लाजा, कमलादी काठमाडौंमा दर्ता गराई सक्नु पर्ने छ । बैंकको सेयरधनी वाहेक अरुलाई प्रोक्सी दिन र एक भन्दा बढी व्यक्तिलाई आफ्नो सेयर विभाजन गरी, तथा अन्य कुनै किसिमबाट छुट्याई प्रोक्सी दिन पाइने छैन । यसरी दिएको प्रोक्सी बदर हुनेछ ।
- प्रोक्सी नियुक्त गरी सक्नु भएको सेयरधनी आफैँ सभामा उपस्थित भई हाजिर पुस्तिकामा दस्तखत गर्नु भएमा दिईसकेको प्रोक्सी स्वतः बदर हुने छ ।
- एकै सेयरधनीले एक भन्दा बढी प्रोक्सीहरू दिईसकेको अवस्थामा यस अघि दिईएका सबै प्रोक्सी बदर गरी पछिल्लो प्रोक्सीलाई मान्यता दिइयोस भनी छुट्टै पत्र लेखी, ४८ घण्टा अगावै अर्थात, २०७८ मंसिर २३ गते बिहानको ९:०० बजे भित्र दर्ता गराएको अवस्थामा, अधिल्ला प्रोक्सीहरू स्वतः बदर भएको मानी, पछिल्लो प्रोक्सीलाई मान्यता दिइने छ ।
- नावालक सेयरधनीको सन्दर्भमा, सेयरधनी दर्ता किताबमा संरक्षकको रूपमा नाम लेखिएको व्यक्तिले मात्र संरक्षकको हैसियतले सभामा भाग लिन, छलफल गर्न, प्रतिनिधि नियुक्त गर्न र मतदान गर्न समेत सक्नु हुनेछ ।
- साधारण सभा सम्बन्धमा थप जानकारी आवश्यक परेमा कार्यालय समयभित्र विकास बैंकको केन्द्रीय कार्यालय का.म.न.पा. -२८, काठमाडौं प्लाजा, कमलादी, काठमाडौंमा सम्पर्क राख्न समेत अनुरोध छ ।

पुनश्च: कम्पनीको आर्थिक विवरण, सेयरधनी महानुभावहरूले उपलब्ध गराएको ठेगानामा पठाइएको छ । साथै कम्पनी ऐन २०६३ अनुसार को वार्षिक आर्थिक विवरण, सञ्चालक समितिको प्रतिवेदन र लेखापरीक्षकको प्रतिवेदन, सेयरधनी महानुभावहरूले कम्पनीको केन्द्रीय कार्यालय का.म.न.पा. -२८, काठमाडौं प्लाजा, कमलादी काठमाडौंमा तथा यस विकास बैंकको सेयर रजिष्ट्रार मुक्तिनाथ क्यापिटल लि. कमलादी, काठमाडौंमा आई, निरीक्षण गर्न र प्राप्त गर्न सक्ने व्यहोरा समेत जानकारीका लागि सूचित गरिन्छ । आर्थिक विवरण लगायत वार्षिक साधारणसभामा पेश हुने सम्पूर्ण प्रस्तावहरू बैंकको Website: www.muktinathbank.com.np मा हेर्न सक्नुहुनेछ ।

सञ्चालक समितिका अध्यक्षज्यूको मन्तव्य

आदरणीय सेयरधनी महानुभावहरू,

आजको यस गरिमामय सभामा उपस्थित हुनु भएका यस विकास बैंकका सेयरधनी महानुभावहरू तथा हाम्रो निमन्त्रणालाई स्वीकार गरी पाल्नु भएका अतिथि ज्यूहरूमा न्यानो अभिवादनको साथमा हार्दिक स्वागत गर्न चाहन्छु ।

बैंक स्थापनाको परिकल्पना, स्थापना गर्दाको संघर्षहरू, सञ्चालनको क्रममा आएका आरोह अवरोहहरू आज आएर सम्भ्रदा, यो सबै संभव रहेछ, मात्र लक्ष्यबाट विचलित हुनु हुँदैन भन्ने गहन पाठ मैले सिकेको छु र भोलिको दिनमा पनि यो सिकाई यो संस्थाको लागि मार्ग दर्शक बन्न सक्दछ भन्ने मैले महशुस गरेको छु । यसै अवधिमा हामीले नयाँ राजनैतिक व्यवस्थाको अनुभव गरी रहेका छौं भने वि.सं. २०७२ सालको भूकम्प, सोही वर्षको नाकाबन्दी, तत्पश्चात बजारमा सिर्जना भएको तरलताको उतार चढाव, कोरोना महामारी र क्षेत्रगत रूपमा असर पारेका प्राकृतिक विपत्तिहरूले हामी सबैलाई प्रत्यक्ष तथा अप्रत्यक्ष रूपमा असर पारेका छन् । संभावित जोखिमहरूको आँकलन तथा सोको संयमित र अनुकूलित व्यवस्थापन नै सफलताको शुत्र हो भन्नेमा कसैको दुई मत हुन सक्दैन । संस्था भित्रको शुसाशन र सहभागितामूलक पारदर्शी निर्णय प्रकृयाहरूले सञ्चालक समिति र व्यवस्थापन बीचमा भन् प्रगाढता बढेको मैले महशुस गरेको छु ।

यस विकास बैंकले गरेको प्रगतिहरूको प्रत्यक्ष साक्षी यहाँहरू नै हुनुहुन्छ । मैले शब्दमा धेरै व्याख्या गरी रहन पर्दैन । बैंकले संप्रेषण गरेको आधिकारिक सूचना तथा जानकारीहरू विभिन्न सञ्चार माध्यमहरू मार्फत संप्रेषण भई रहेकै छन् । तथापि, केही महत्वपूर्ण उपलब्धीहरूलाई संक्षेपमा उल्लेख गर्न अपरिहार्य ठानेको छु । अधिल्लो वर्ष भैं यस वर्ष पनि नेपाल चार्टर्ड एकाउन्टेन्ट्स संस्थाले प्रदान गर्ने वित्तीय क्षेत्र अन्तर्गतको Best Presented Annual Report (BPA) Award-2020 यस विकास बैंकले नै प्राप्त गरेको छ भने Global SME Finance Awards 2021 अन्तर्गतको SME Financier of the Year – Asia मा यो विकास बैंक Honorable Mention हुन सफल भएको छ । यस विकास बैंकले राष्ट्रिय तथा अन्तर्राष्ट्रिय परिदृष्यहरूमा आफ्नो पहिचानलाई दरिलो रूपमा उपस्थित गराउने प्रयासहरू गरेको छ र यो कोशिसहरू निरन्तर जारी रहनेछ । एक जिम्मेवार वित्तीय संस्थाहुनुको नाताले सम्पूर्ण सरोकारवालाहरू प्रति गर्नुपर्ने आफ्नो कर्तव्यलाई पूर्ण प्रतिवद्ध भई पुरा गर्ने हाम्रो अटोट रही रहनेछ ।

वि.सं. २०७६ सालको चैत्रबाट नेपालमा शुरु भएको बन्दाबन्दी र भित्रिएको कोरोनाको विश्वव्यापी महामारीले मानव जीवन शैली र स्वास्थ्यमा मात्रै नभई सारा अर्थतन्त्रमा नै निकै नकारात्मक असर पारेको छ । अहिले कोरोना विरुद्धको खोप लगाउने क्रम जारी रहेतापनि यसबाट पूर्ण सुरक्षाको सुनिश्चितता हुन सकेको छैन । तथापी, यस विकास बैंकले आफ्नो प्रगतिको गतिलाई रोकेको छैन भने आफ्नै केन्द्रीय कार्यालय भवन निर्माण गर्ने कार्य पनि सुचारु रहेको सम्पूर्ण सेयरधनी महानुभावहरूलाई जानकारी गराउन चाहन्छु । आ.व. २०७७/०७८ को शुरुवातमा केही खुकुलो बन्दाबन्दी कै अवस्था रहेको थियो भने, वर्ष भरि नै संक्रमणको दर उच्च रहेको थियो । आ.व.को उत्तरार्धमा खोपको सुरुवात भएतापनि पर्याप्त मात्रमा सबै जनसमुदायलाई पुऱ्याउन नसकिएकोले पुनः कोरोना महामारीको दोश्रो लहर बढेसंगै दोश्रो बन्दाबन्दी पनि भोग्न बाध्य थियौं । यस्तो विषम परिस्थितिमा पनि बैंकले आफ्नो कर्जा ५८.३०% ले, बचत तथा निक्षेप ५४.८२ % ले, शाखाहरूको संख्या २३ ओटा, विस्तार गरी विकास बैंकहरूमा रु. १ अर्ब भन्दा बढी खुद मुनाफा गर्न सक्ने पहिलो बैंक बन्न सफल भएको छ ।

यस विकास बैंकको सहायक कम्पनी मुक्तिनाथ क्यापिटल लि.ले स्थापना भएको करिव १२ वर्ष पछि पहिलो पटक १८% मुनाफा वितरण गर्न सफल भएको छ । यस क्यापिटलले आफ्नो व्यवसाय बृद्धिको दायरालाई फराकिलो बनाउँदै प्राथमिक सेयर निस्काशन तथा बिक्रि प्रबन्ध, सेयर रजिष्ट्रार, पूँजी तथा लगानी व्यवस्थापन लगायत डिम्याट खाता संचालनमा सेवा विस्तार गरेको छ । साथै, व्यवसाय विस्तार तथा संस्थागत सबलता बृद्धि गर्न १००% हकप्रद सेयर निस्काशन गरी पूँजी बृद्धि गर्ने योजना ल्याएको छ ।

कृषि क्षेत्रको प्रवर्द्धन र विकास गर्न यस विकास बैंकको सक्रियतामा स्थापना गरिएको मुक्तिनाथ कृषि कम्पनी लि.ले आफ्नो सेवालाई विविधिकरण गर्दै व्यवसाय विस्तार गरेको छ । राष्ट्रिय तथा अन्तर्राष्ट्रिय संस्थाहरूसंग आपसी सहकार्यको लागि सम्झौताहरू गरिएका छन् भने मुक्तिनाथ ब्राण्डमा विभिन्न कृषि उपज तथा कृषि बीउ बिजन र जैविक मलहरू बिक्री वितरण गरेको छ । कृषि कार्यको लागि आवश्यक पर्ने गुणस्तरीय यन्त्र तथा उपकरणहरूमा किसानहरूको सहज पहुँच विस्तार गर्न देशै भरि आधिकारिक बिक्रेताहरू मार्फत बिक्रि वितरणको व्यवस्था मिलाइएको छ । यो कम्पनीले छिट्टै नै साधारण सेयर निस्काशन गर्ने योजनामा रहेको छ ।

वार्षिक साधारण सभामा पेश गर्नु पर्ने भनी नियमक निकायहरूद्वारा निर्देशित विषय वस्तुहरू तथा यस विकास बैंकले गरेका उल्लेख्य गतिविधिहरू यहाँहरू सबैको जानकारीको लागि यसै प्रतिवेदनमा समावेश गरिएका छन् । सदा भैं यहाँहरूले यो प्रतिवेदनलाई अध्ययन



गरी उचित पृष्ठपोषण दिनु हुन अनुरोध गर्दछु । यहाँहरूले दिनु भएको सुभावहरूले बैंकको सबलता र सेवाग्राहीहरूमा अपनत्व बृद्धि हुने अपेक्षा गरेको छु । नेपालको माटो सुहाउँदो विशुद्ध नेपाली सुदृढ बैंकको रूपमा यो विकास बैंकलाई स्थापित गर्न सञ्चालक समिति र समग्र बैंक परिवार प्रतिवद्ध रहेको व्यहोरा पनि यो गरिमामय सभामा जानकारी गराउन चाहन्छु । यस पन्ध्रौं वार्षिक साधारण सभामा निर्णयार्थ पेश भएका साधारण तथा विशेष प्रस्तावहरूलाई छलफल गरी सबै जनाको एकमतले पारित गरी दिनुहुन पनि सम्पूर्ण सेयरधनी महानुभावहरूलाई हार्दिक अनुरोध गर्दछु ।

अन्त्यमा, हामीलाई मार्ग निर्देश गर्नु हुने सम्पूर्ण नियमक निकायहरू, सहकार्य र सहयोग गर्नु भएका सरकारी तथा गैरसरकारी संघ संस्थाहरू र निजी क्षेत्रलाई कृतज्ञताका साथ धन्यवाद दिन चाहन्छु । आदरणीय सेयरधनी महानुभावहरूको अपेक्षा र विश्वासलाई उच्च स्थानमा राखी उचित प्रतिफल र लगानीको सुरक्षामा प्रतिवद्ध रहेको अनुरोध गर्दै यो विकास बैंकलाई पूँजी प्रदान गरी दिनु भएकोमा यहाँहरूको उच्च कदर गर्न चाहन्छु । यस विकास बैंकलाई दैनिक रूपमा नै प्रगतिको शिखरमा अगाडि बढाउन हरदम सक्रिय रहनु हुने सम्पूर्ण कर्मचारीहरूलाई विशेष धन्यवाद दिन चाहन्छु । हाम्रा अति आदरणीय ८ लाख बढी ग्राहकहरू, जो विना हाम्रो अस्तित्व नै छैन, उहाँहरू सबैमा हार्दिक आभारका साथ धन्यवाद व्यक्त गर्न चाहन्छु । साथै, उहाँहरूको समृद्धिलाई पहिलो प्राथमिकतामा राखेर बैंकको सेवाहरूलाई विविधिकरण गर्दै सरल, सहज र उत्कृष्ट सेवा प्रदान गर्ने अटोट गर्दछौं ।

**धन्यवाद ।
जय मुक्तिनाथ ।**

मिति: २०७८ मंसिर २५ गते, शनिवार

सञ्चालक समितिको वार्षिक प्रतिवेदन

मुक्तिनाथ विकास बैंक लि.को पन्ध्रौं वार्षिक साधारण सभामा सञ्चालक समितिको तर्फबाट आ.व. २०७७/०७८ को वार्षिक प्रतिवेदन आदरणीय सेयरधनी महानुभावहरू समक्ष पेश गर्न पाउँदा हामीलाई खुसी लागेको छ । यो विकास बैंकले विगत वर्षहरूमा जस्तै विभिन्न सूचकहरूमा राम्रो प्रगति कायम गर्न सफल भएको छ । करिव दुई वर्ष अघिदेखि विश्वव्यापी रूपमा देखिएको कोरोना महामारीको बीचमा पनि यो विकास बैंकले आफ्नो अग्रगमनको गतिलाई रोकेको छैन । यस वार्षिक प्रतिवेदनमा नियमक निकायहरूद्वारा समावेश गर्न तोकिएका विषय वस्तुहरू तथा सरोकारवालाहरू सबैलाई सान्दर्भिक हुने अन्य प्रगतिका विवरणहरू पनि प्रस्तुत गरिएको छ ।

बैंक तथा वित्तीय संस्थाहरूको नियमक निकाय श्री नेपाल राष्ट्र बैंकले आ.व. २०७८/०७९ को लागि जारी गरेको मौद्रिक नीति तथा सोको सफल कार्यान्वयनको लागि विभिन्न मितिमा जारी भएका निर्देशनहरूले कोभिड-१९ महामारीबाट प्रभावित क्षेत्रहरूको पुनरुत्थान गर्दै अर्थतन्त्र बिस्तारमा सहयोग पुऱ्याउने, आर्थिक तथा वित्तीय स्थायित्व कायम गर्ने, वित्तीय स्रोत परिचालनको दायरा फराकिलो बनाउने, उत्पादन अभिवृद्धि, रोजगारी सिर्जना, उद्यमशीलता विकास र दिगो तथा समावेशी आर्थिक विकास हासिल गर्ने नीति लिएको देखिन्छ । साथै, ब्याजदर स्थायित्व कायम हुने गरी तरलता व्यवस्थापन गर्ने, बैंक तथा वित्तीय संस्थाहरूमा सुशासन प्रवर्द्धन तथा सुदृढीकरण गर्ने, भुक्तानी कारोबारमा विद्युतीय माध्यमको प्रयोगलाई प्रवर्द्धन गर्ने र वित्तीय पूर्वाधारको विकास र वित्तीय साक्षरता अभिवृद्धि मार्फत् वित्तीय पहुँच तथा वित्तीय समावेशीकरण प्रवर्द्धन गर्ने गरी बैंक तथा वित्तीय संस्थाहरूलाई मार्ग निर्देश गरेको छ ।

मौद्रिक नीति र यसका प्रभावहरू :

नेपाल सरकारको आ.व. २०७८/०७९ को बजेटले तोकेको सरकारको साभ्ना न्यूनतम कार्यक्रम, नीति तथा प्राथमिकता, देशको वर्तमान आर्थिक अवस्थाको जानकारी, २०७८ एवम् नेपाल राष्ट्र बैंकको त्सेसो रणनीतिक योजनालाई मौद्रिक नीति तर्जुमाको आधार बनाएको देखिन्छ । सो नीतिमा उल्लेखित केही बुँदाहरू यहाँ प्रस्तुत गरिएको छ ।

- ▶ आर्थिक वर्ष २०७६/७७ मा २.०९ प्रतिशतले संकुचनमा गएको नेपालको अर्थतन्त्र आर्थिक वर्ष २०७७/७८ मा ४.०१ प्रतिशतले बिस्तार हुने केन्द्रीय तथ्याङ्क विभागको अनुमान रहेको छ । तर चौथो त्रयमासमा भएको संक्रमणको दोस्रो लहरले यो वृद्धिदर कायम हुन चुनौतीपूर्ण देखिएको छ ।
- ▶ महालेखा नियन्त्रक कार्यालयबाट २०७८ साउन १ मा प्रकाशित विवरण अनुसार आर्थिक वर्ष २०७७/७८ मा संघीय सरकारको कुल खर्च रु. १,१८० अर्ब ९५ करोड भएको छ । यसमध्ये चालु खर्च रु. ८५१ अर्ब ६८ करोड, पुँजीगत खर्च रु. २२८ अर्ब ३० करोड र वित्तीय व्यवस्थातर्फको खर्च रु. १०० अर्ब ९७ करोड रहेको छ । त्यसैगरी राजस्व संकलन रु. ९३८ अर्ब ३२ करोड भएको छ ।
- ▶ आर्थिक वर्ष २०७७/७८ मा निर्यात ४४.४ प्रतिशतले बढेर रु. १४१ अर्ब १२ करोड र आयात २८.७ प्रतिशतले बढेर रु. १,५३९ अर्ब ८४ करोड पुगेको छ । यस अवधिमा वस्तु व्यापार घाटा २७.३ प्रतिशतले बढेको छ । विप्रेषण आप्रवाह ९.८ प्रतिशतले वृद्धि भई रु. ९६१ अर्ब ५ करोड पुगेको छ ।
- ▶ आर्थिक वर्ष २०७७/७८ मा बैंक तथा वित्तीय संस्थाको निक्षेप परिचालन २१.४ प्रतिशतले वृद्धि भई रु. ४,६६२ अर्ब ७३ करोड पुगेको छ । अघिल्लो वर्ष निक्षेप परिचालन १८.७ प्रतिशतले वृद्धि भई रु. ३,८३९ अर्ब ७३ करोड रहेको थियो ।
- ▶ आर्थिक वर्ष २०७७/७८ मा बैंक तथा वित्तीय संस्थाको निजी क्षेत्रतर्फ लगानीमा रहेको कर्जा २७.३ प्रतिशतले वृद्धि भई रु. ४,०८४ अर्ब ८१ करोड पुगेको छ । अघिल्लो वर्ष यस्तो कर्जा १२.० प्रतिशतले बढेर रु. ३,२०९ अर्ब ७९ करोड रहेको थियो ।
- ▶ २०७८ असार मसान्तमा वाणिज्य बैंकहरूको निष्क्रिय कर्जा अनुपात १.४१ प्रतिशत, विकास बैंकहरूको १.३ प्रतिशत र वित्त कम्पनीहरूको ६.१० प्रतिशत रहेको छ । २०७७ असार मसान्तमा यी अनुपातहरू क्रमशः १.८१ प्रतिशत, १.५२ प्रतिशत र ६.१८ प्रतिशत रहेका थिए ।
- ▶ बैंक तथा वित्तीय संस्थाका शाखा बिस्तारसँगै वित्तीय पहुँच बढेको छ । बैंक तथा वित्तीय संस्थाहरूको शाखा संख्या २०७७ असार मसान्तमा ९,७६५ रहेकोमा २०७८ असार मसान्तमा १०,६८३ पुगेको छ । उक्त अवधिमा प्रति बैंक शाखा जनसंख्या ३,०७२ बाट घटेर २,८४४ कायम भएको छ । वाणिज्य बैंकका शाखा ७५० स्थानीय तहहरूमा पुगेका छन् ।
- ▶ २०७७ असार मसान्तमा १,३६२.४ रहेको नेप्से सूचकाङ्क २०७८ असार मसान्तमा २,८८३.४ कायम भएको छ । त्यसैगरी बजार पुँजीकरण २०७७ असार मसान्तमा रु. १,७९२ अर्ब ७६ करोड रहेकोमा २०७८ असार मसान्तमा १२३.७ प्रतिशतले वृद्धि भई रु. ४,०१० अर्ब ९६ करोड कायम भएको छ ।



- ▶ २०७७ असार मसान्तमा सहकारी संस्थाहरूको बचत परिचालन रु. ३५० अर्ब ५८ करोड रहेकोमा २०७७ चैत्र मसान्तमा रु. ४७७ अर्ब ९६ करोड पुगेको छ । सो अवधिमा सहकारी संस्थाहरूबाट प्रवाह भएको ऋण रु. ३४१ अर्ब ७१ करोडबाट वृद्धि भई रु. ४२६ अर्ब २६ करोड पुगेको छ ।
- ▶ आर्थिक वर्ष २०७७/७८ मा मौद्रिक क्षेत्रबाट प्रवाह हुने निजी क्षेत्रतर्फको कर्जाको वृद्धिदर २०.० प्रतिशत हुने प्रक्षेपण रहेकोमा २६.३ प्रतिशत कायम भएको छ ।
- ▶ बैंक तथा वित्तीय संस्थाहरूको अन्तरबैंक दर १.० प्रतिशतदेखि ५.० प्रतिशतको करिडोर भित्र कायम गर्ने मौद्रिक नीतिको संचालन लक्ष्य रहेकोमा २०७८ असारमा यस्तो भारित औसत अन्तर-बैंक दर ४.१४ प्रतिशत रहेको छ ।
- ▶ २०७८ असारमा ९१-दिने ट्रेजरी विलको भारित औसत ब्याजदर ४.५५ प्रतिशत रहेको छ ।
- ▶ वाणिज्य बैंक, विकास बैंक र वित्त कम्पनीले आफ्नो कुल कर्जा लगानीको न्यूनतम ५ प्रतिशत विपन्न वर्गमा प्रवाह गर्नुपर्ने व्यवस्था रहेकोमा २०७८ असार मसान्तमा कुल कर्जाको ७ प्रतिशत प्रवाह भएको छ ।
- ▶ उत्पादन अभिवृद्धि, रोजगारी सिर्जना र उद्यमशीलता विकासका लागि नेपाल सरकारको ब्याज अनुदानमा सञ्चालित सहूलियतपूर्ण कर्जा कार्यक्रम अन्तर्गत २०७८ असारसम्ममा १,०४,१०९ ऋणीलाई रु. १६१ अर्ब ४४ करोड कर्जा प्रवाह भएको छ । यसमध्ये कृषि तथा पशुपंक्षी व्यवसायमा ४६,०५७ ऋणीलाई रु. १०६ अर्ब ९८ करोड र ५५,५५१ महिला उद्यमीलाई रु. ५० अर्ब ९८ करोड कर्जा लगानी भएको छ । सहूलियतपूर्ण कर्जाका अन्य ८ शीर्षक अन्तर्गत २,५०१ ऋणीहरूसँग रु. ३ अर्ब ४८ करोड कर्जा लगानीमा रहेको छ ।
- ▶ कोभिड-१९ महामारीबाट प्रभावित अर्थतन्त्रको पुनरुत्थानको लागि तोकिएका पेशा, उद्यम र व्यवसायहरूलाई ब्याजदरमा सहूलियत दिने उद्देश्यले कार्यान्वयनमा ल्याइएको पुनरकर्जा सुबिधाको व्यवस्थाबाट २०७८ असार मसान्तसम्ममा ४८,८९० ऋणीलाई रु. १४८ अर्ब ७५ करोड पुनरकर्जा स्वीकृत भएको छ ।
- ▶ कोभिड-१९ बाट अतिप्रभावित उद्योग व्यवसाय सुचारु गर्न सहजीकरण गर्ने उद्देश्यले चालु पूँजी कर्जा उपयोग गरेका ऋणीलाई चालु पूँजी कर्जाको अधिकतम २० प्रतिशत थप कर्जा उपलब्ध गराउन सक्ने व्यवस्था गरिएकोमा १६,१८२ ऋणीलाई रु. १४ अर्ब २४ करोड यस्तो कर्जा प्रवाह भएको छ ।
- ▶ आवधिक कर्जा मात्र उपयोग गरेका ऋणीलाई सोही कर्जाको धितोमा अधिकतम १० प्रतिशतसम्म थप कर्जा उपलब्ध गराउन सक्ने व्यवस्था गरिएकोमा ७,२६९ ऋणीलाई रु. ९ अर्ब ३६ करोड कर्जा प्रवाह भएको छ ।

नेपालमा रहेका बैंक तथा वित्तीय संस्थाहरू तथा समग्र अर्थतन्त्रको राष्ट्रिय अवस्था आ.व. २०७७/०७८ मा उल्लेखित बमोजिम रहेको देखिन्छ । यस विकास बैंकको सोही आ.व.मा निम्न बमोजिम वित्तीय अवस्था रहेको छ ।

क. विगत वर्षको कारोबारको सिंहावलोकन:

आ.व. २०७७/०७८ मा यस विकास बैंकले २३ ओटा नयाँ शाखा सञ्चालनमा ल्याई कुल १५८ ओटा शाखा सञ्जाल पुऱ्याउन सफल भएको छ । हालको समयानुकूल विद्युतीय कारोबारमा क्रमशः बृद्धि हुँदै गई रहेको छ । रकमको आधारमा दैनिक करिव ४५ प्रतिशत कारोबार विद्युतीय माध्यमबाट हुने गरेको छ । यो विकास बैंकले विषमतामा पनि अनुकुलताको रणनीति बमोजिम वित्तीय सूचकहरूमा सकारात्मकता ल्याउन सफल भएको छ ।

आ.व. २०७७/०७८ को वित्तीय अवस्थाको र नाफा-नोक्सानका विवरण तथा मुख्य सूचकाङ्कहरू देहाय बमोजिम रहेका छन :

२०७८ साल आषाढ मसान्तको वित्तीय अवस्थाको विवरण

(रकम रु. मा)

विवरण	आ.व. २०७६/७७	आ.व. २०७७/७८
सम्पत्ति		
नगद तथा नगद समान	८,१९९,३८२,५६७	६,२६९,७२१,४८४
नेपाल राष्ट्र बैंकमा रहेको मौज्जात	२,०१९,०२७,०२२	२,५६४,७४८,५९२
बैंक तथा वित्तीय संस्थामा रहेको मौज्जात	-	-
व्युत्पन्न वित्तीय उपकरण	-	-
अन्य व्यापारिक सम्पत्तिहरू	-	-
बैंक तथा वित्तीय संस्थालाई कर्जा तथा सापट	६०३,९००,०००	३,४८३,६१३,३६५
ग्राहकलाई कर्जा सापटी	४७,६६०,९०४,६११	७२,९१९,२४९,८७३
सुरक्षणपत्रमा लगानी	६,५९२,८०८,५४३	१४,५१३,४०२,९२६
चालु आ.व. को कर सम्पत्ति	६९,१५०,९६९	४४,२९८,४६७
सहायक कम्पनीमा लगानी	११७,५००,०००	११७,५००,०००
सम्बद्ध कम्पनीमा लगानी	५४,७२८,००६	१०४,९०६,५५६
सम्पत्तिमा लगानी	-	-
सम्पत्ति तथा उपकरण	७६४,७८३,१५४	८१३,७८०,४०९
ख्याति तथा अमुर्त सम्पत्ति	९,७७१,७४४	८,३४८,६००
स्थगन कर सम्पत्ति	४५,३००,६४३	५५,०१८,००४
अन्य सम्पत्तिहरू	२१०,८३५,४५१	२३७,१३५,०८४
जम्मा सम्पत्तिहरू	६६,३४८,०९२,७११	१०१,१३१,७२३,३६०
दायित्वहरू		
बैंक तथा वित्तीय संस्थालाई तिर्न बाँकी	२,३२२,२७०,७४७	५,४१९,५८६,९२५
नेपाल राष्ट्र बैंकलाई तिर्न बाँकी	-	८३२,४४६,४१८
व्युत्पन्न वित्तीय उपकरण	-	-
ग्राहकबाट निक्षेप	५७,३१०,८६२,७०१	८६,९०२,९१४,३७३
तिर्न बाँकी सापटी	-	-
यस आ.व. को कर दायित्व	-	-
व्यवस्थाहरू	३,७३२,०७०	३,७३२,०७०
स्थगन कर दायित्व	-	-
अन्य दायित्वहरू	८९२,७६८,५०३	१,१४१,४७९,८७७
जारी गरिएको ऋण पत्र	-	-
सुरक्षण नराखिएको सहायक आवधिक दायित्व	-	-
जम्मा दायित्वहरू	६०,५२९,६३४,०२२	९४,३००,१५९,६६२
इक्विटी		
सेयर पूँजी	४,३२४,९८९,४८६	४,८११,५५०,८०३
सेयर प्रिमियम	६४,०१२,१४३	-
संचित मुनाफा	६१३,७७९,१६१	८९६,३१५,६५०
जगेडा कोष	८१५,६७७,९००	१,१२३,६९७,२४४
सेयरधनीहरूलाई बाँडफाँड योग्य पूँजी	५,८१८,४५८,६८९	६,८३१,५६३,६९८
गैर नियन्त्रण स्वार्थ	-	-
कुल पूँजी	५,८१८,४५८,६८९	६,८३१,५६३,६९८
कुल दायित्व तथा पूँजी	६६,३४८,०९२,७११	१०१,१३१,७२३,३६०
सम्भावित दायित्व र प्रतिवद्धता	२,४२८,९४८,८४७	४५९,६१८,८४५
प्रति सेयर खुद सम्पत्ति मूल्य	१३४.५३	१४१.९८



आर्थिक वर्ष २०७७/७८ को नाफा-नोक्सानको विवरण

(रकम रु. मा)

विवरण	आ.व. २०७६/७७	आ.व. २०७७/७८
ब्याज आम्दानी	६,५९२,४९३,३६३	७,५८३,६५२,४६९
ब्याज खर्च	४,३३३,१०९,१०९	४,७९५,०११,३३०
खुद ब्याज आम्दानी	२,२५९,३८४,२५३	२,७८८,६४१,१३८
शुल्क तथा कमिशन आम्दानी	५०९,६३०,०९४	६०५,०१९,०२०
शुल्क तथा कमिशन खर्च	२२,७६२,९६३	३२,०६७,६३३
खुद शुल्क तथा कमिशन आम्दानी	४८६,८६७,१३०	५७२,९५१,३८६
खुद ब्याज, शुल्क तथा कमिशन आम्दानी	२,७४६,२५१,३८४	३,३६१,५९२,५२४
खुद व्यापारिक आम्दानी	६,२५९,४५४	६,२४२,५३६
अन्य संचालन आम्दानी	३५,६५६,५५३	४२२,१९६,६२८
कुल संचालन आम्दानी	२,७८८,१६७,३९१	३,७९०,०३१,६८९
कर्जा तथा अन्य नोक्सानीको जोखिम व्यवस्था/(फिर्ता)	३१६,८५६,६२८	४९५,२७३,०२१
खुद संचालन आम्दानी	२,४७१,३१०,७६३	३,२९४,७५८,६६८
संचालन खर्च		
कर्मचारी खर्च	८९५,७९९,३७८	१,११०,८६३,५६९
अन्य संचालन खर्च	४३४,८३५,७९७	३९७,४०७,३५७
हासकट्टि र परिशोधन	१३१,८३४,४१०	१४४,७५५,३७५
संचालन नाफा	१,००८,८४१,१७८	१,६४१,७७२,३६८
गैर संचालन आम्दानी	१७३,१२५	१४,१८०,०००
गैर संचालन खर्च	-	-
आयकर अधिको मुनाफा	१,००९,०१४,३०३	१,६५५,९५२,३६८
आयकर खर्च	३०१,६०९,१८६	४९९,५१७,३१९.९८
चालु आयकर	३१६,९६१,५१२	५२६,७२१,२८०
स्थगन कर आम्दानी/खर्च	(१५,३५२,३२६)	(२७,२०३,९६०)
यस वर्षको नाफा	७०७,४०५,११७	१,१५६,४३५,०४८
खुद नाफा/(नोक्सान)मा हिस्सा		
बैंकको	७०७,४०५,११७	१,१५६,४३५,०४८
अन्य (गैर नियन्त्रित स्वार्थ)	-	-
यस वर्षको मुनाफा	७०७,४०५,११७	१,१५६,४३५,०४८

यस विकास बैंकले विगत ५ आर्थिक वर्षहरूमा हासिल गरेका मुख्य वित्तीय उपलब्धीहरू देहाय बमोजिम रहेका छन् :

रु. दश लाखमा

विवरण	आषाढ २०७४	आषाढ २०७५	आषाढ २०७६	आषाढ २०७७	आषाढ २०७८
कुल सम्पत्ति	१९,५९२.३४	३४,६४९.२७	५१,९९१.४०	६६,३४८.०९	१०१,१३१.७२
चुक्ता पूँजी	१,९७७.८०	२,५९१.७६	३,०६४.७६	४,३२४.९९	४,८११.५५
कुल निक्षेप	१६,७७५.२२	३०,६६८.९१	४६,१७६.३१	५९,६३३.१३	९२,३२२.५०
कुल कर्जा तथा सापट	१५,१५९.३९	२५,१६८.८७	३८,१४४.३२	४८,२६४.८०	७६,४०२.८६
लगानी	१५६.८९	६६७.९९	२,६८७.५७	६,७६५.०४	१४,७३५.८१
खुद ब्याज आम्दानी	१,०३१.८१	१,३११.४२	१,८९४.७८	२,२५९.३८	२,७८८.६४
कर्मचारी खर्च	३२७.६१	४४४.०९	६८४.४९	८९५.८०	१,११०.८६
अन्य संचालन खर्च	१९७.४१	२८७.७५	४६९.४४	५६६.६७	५७४.१९
सञ्चालन मुनाफा	७२८	८९५.३६	१,२१८.०६	१,००८.८४	१,६४१.७७
खुद मुनाफा	४८६.९३	६२४.०३	८५६.१७	७०७.४१	१,१५६.४४

नोट: २०७४ आषाढ मसान्तको सूचकाङ्कहरू NFRS बमोजिम परिष्कृत गरिएको छैन ।



विगत ५ आर्थिक वर्षहरूमा यस विकास बैंकको मुख्य सूचकाङ्कहरू देहाय बमोजिम रहेका छन् :

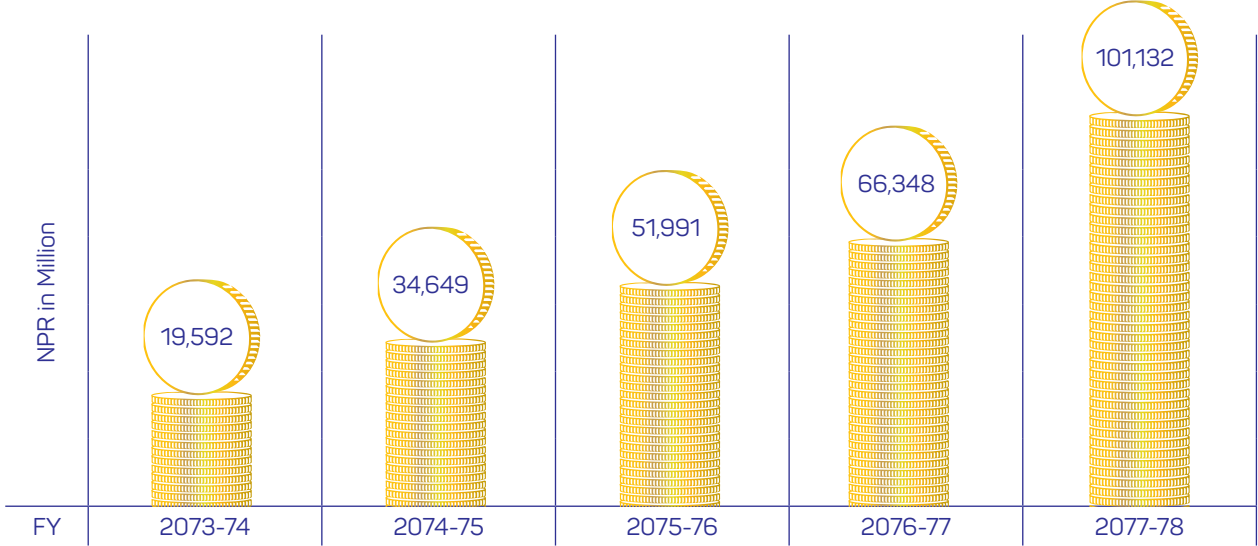
विवरण	इकाई	आ.व. २०७३/७४	आ.व. २०७४/७५	आ.व. २०७५/७६	आ.व. २०७६/७७	आ.व. २०७७/७८
१. खुद नाफा/कुल आम्दानी	प्रतिशत	२२.७९	३६.१३	३४.००	२५.३७	३०.५१
२. प्रति सेयर आम्दानी	रु.	३२.०९	२०.४५	२७.९४	१६.५६	२४.०३
३. प्रति सेयर बजार मूल्य	रु.	९७१.००	३७८.००	३७०.००	३१२.००	६५७.००
४. मूल्य आम्दानी अनुपात	अनुपात	३०.२६	१८.४८	१३.२४	१८.८४	२७.३४
५. सेयर पूँजीमा बोनस लाभांश	प्रतिशत	२१.०५	२२.६३	१७.६०	११.२५	१७.५८
६. सेयर पूँजीमा नगद लाभांश	प्रतिशत	१.०५	१.१३	०.९३	४.२६	०.९३
७. व्याज आम्दानी/व्याज योग्य सम्पत्ति	प्रतिशत	१५.४१	९.९६	१०.८६	१२.०८	८.३७
८. कर्मचारी खर्च/कुल संचालन खर्च	प्रतिशत	५६.६४	६०.६८	५९.३२	६१.२५	६७.६६
९. कुल निक्षेप तथा सापटीमा ब्याज खर्च	प्रतिशत	७.६६	६.०१	६.८९	७.५६	५.५२
१०. सटही आम्दानी/कुल आम्दानी	प्रतिशत	-	०.०१	०.१३	०.४९	०.१४
११. कर्मचारी बोनस/कुल कर्मचारी खर्च	प्रतिशत	२७.०३	१८.५८	१९.७८	१४.३१	१६.५६
१२. खुद नाफा/कर्जा सापट	प्रतिशत	३.१८	२.४८	२.२४	१.४७	१.५१
१३. खुद नाफा/कुल सम्पत्ति	प्रतिशत	२.४९	१.७९	१.६५	१.०७	१.१४
१४. कुल कर्जा/निक्षेप	प्रतिशत	९१.३०	८२.०७	८२.६१	८०.९४	८२.७६
१५. कुल संचालन खर्च/कुल सम्पत्ति	प्रतिशत	७.०२	२.११	२.२२	२.२०	१.६३
१६. जोखिम भारित सम्पत्तिमा पूँजीकोषको पर्याप्तता						
(क) प्राथमिक पूँजी	प्रतिशत	१३.७७	१३.२१	१२.२९	११.९७	९.९४
(ख) पुरक पूँजी	प्रतिशत	०.९४	०.९९	१.१५	१.२६	१.२५
(ग) पूँजीकोषको पर्याप्तता	प्रतिशत	१४.७१	१४.२०	१३.४४	१३.२३	११.१९
१७. तरलता	प्रतिशत	२२.६७	२८.७२	२५.८८	२७.८३	२४.०७
१८. निष्क्रिय कर्जा/कुल कर्जा	प्रतिशत	०.०२	०.००	०.०७	०.४६	०.२३
१९. आधार दर	प्रतिशत	११.६८	१२.५१	११.३६	९.९८	८.०५
२०. कोष लागत	प्रतिशत	७.६६	९.०३	८.६९	७.५२	६.२६
२१. कर्जाको औषत ब्याजदर	प्रतिशत	१५.४१	१५.०३	१३.६७	१२.५१	१०.७८
२२. औषत ब्याज दरको अन्तर	प्रतिशत	७.७५	६.००	४.९८	४.९९	४.४८
२३. कुल सेयर	संख्या	१५,४२७,१६३	२५,९१७,६३३	३०,६४७,६०१	४३,२४९,८९५	४८,११५,५०८
२४. प्रति सेयर किताबी मूल्य	रु.	१४८.४३	१३९.८९	१४५.१८	१३४.५३	१४१.९८
२५. इक्विटीमा प्रतिफल	प्रतिशत	२१.२७	१७.२१	१९.२४	१२.१६	१६.९३
२६. कुल कर्मचारी	संख्या	६९८	९३५	१,२२३	१,४३६	१,५४७
२७. कुल शाखा संख्या	संख्या	५९	९५	११९	१३५	१५८

नोट: आ.व.२०७३/७४ को सूचकाङ्कहरू NFRS बमोजिम परिष्कृत गरिएको छैन ।

कुल सम्पत्ति

यस विकास बैंकको कुल सम्पत्ति आ.व. २०७७/७८ मा ५२.४३ प्रतिशतले बृद्धि भई कुल सम्पत्ति रु. १ खर्ब १ अर्ब पुगेको छ । विगत ५ वर्षमा यो विकास बैंकको कुल सम्पत्तिमा ४१६ प्रतिशतले बृद्धि भएको छ । आर्थिक वर्ष २०७६/७७ को अन्त्यमा यस विकास बैंकको कुल सम्पत्ति करिब रु. ६६ अर्ब ३५ करोड रहेको थियो ।

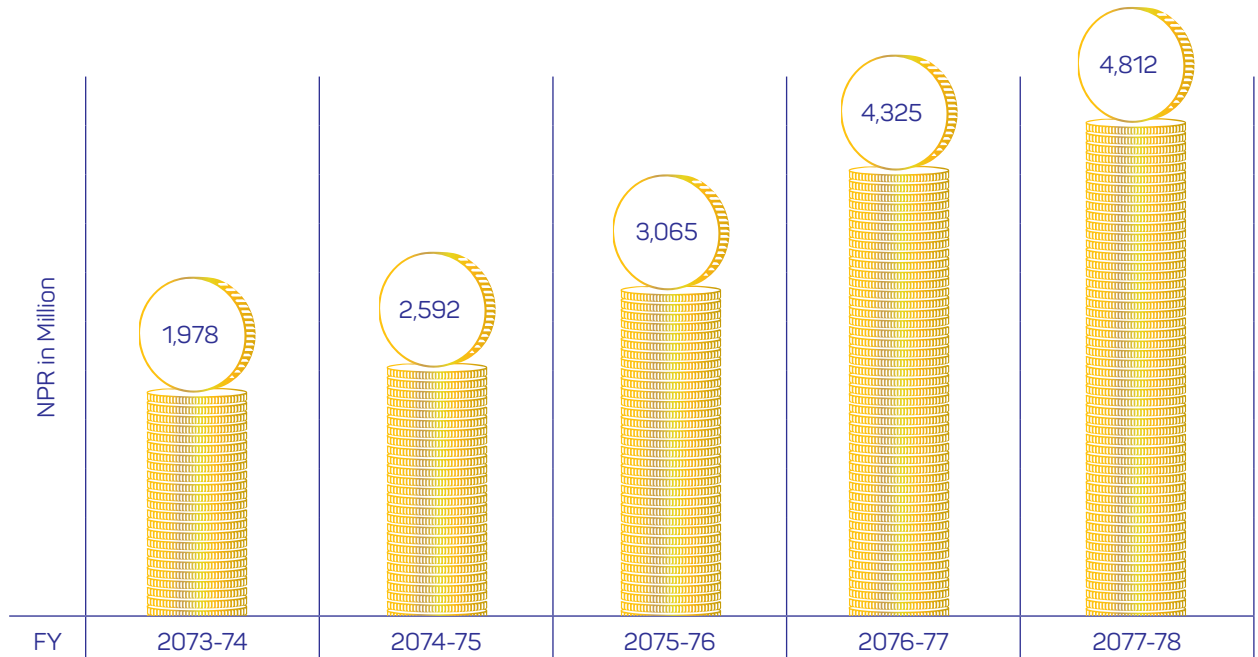
Total Assets



पूँजी तथा जगेडा कोष

आ.व. २०७७/०७८ को अन्त्य सम्ममा यो विकास बैंकको कुल चुक्ता पूँजी रु. ४ अर्ब ८१ करोड पुगेको छ । अघिल्लो आ.व.को तुलनामा चुक्ता पूँजीको बृद्धि दर ११.२५ प्रतिशत हो भने आ.व. २०७३/७४ को तुलनामा यो चुक्ता पूँजीको बृद्धि १४३ प्रतिशत हुन आउँदछ । यस वर्ष प्रस्ताव गरिएको १७.५७५ प्रतिशत बोनस सेयर वितरण गरे पश्चात् यो विकास बैंकको चुक्ता पूँजी रु. ५ अर्ब ६५ करोड पुग्नेछ । त्यसै गरी खुद नाफा, नाफा नोक्सान हिसाब बाँडफाँड तथा नियमनकारी समायोजन पश्चात् बैंकको जगेडा तथा कोषमा २ अर्ब २ करोड पुगेको छ ।

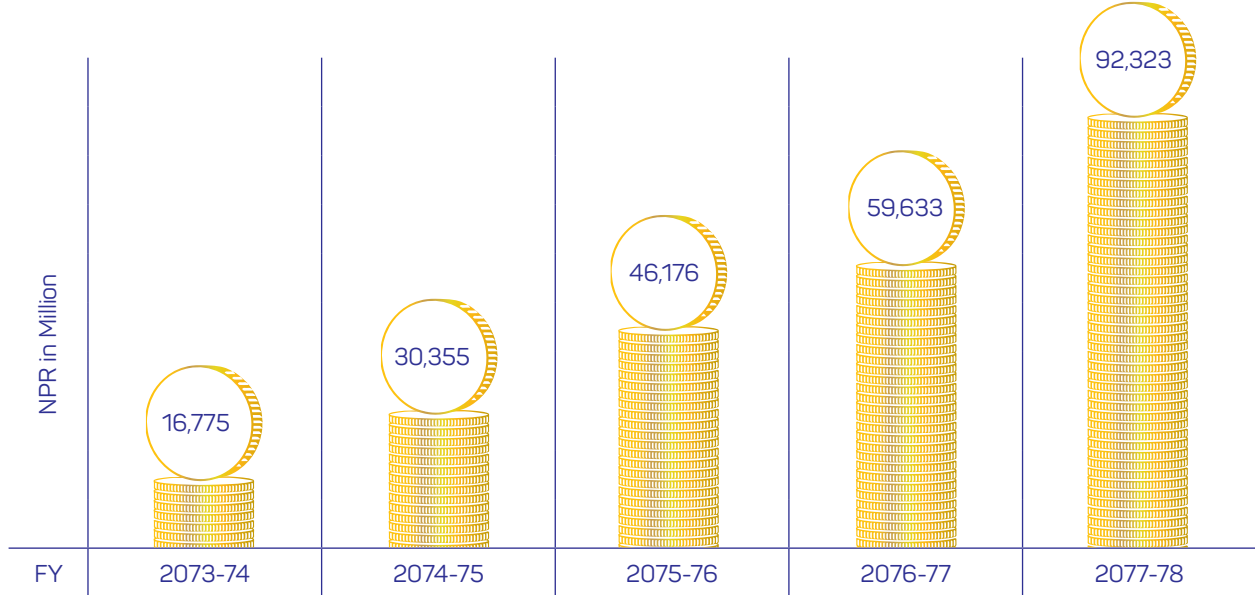
Paid Up Capital



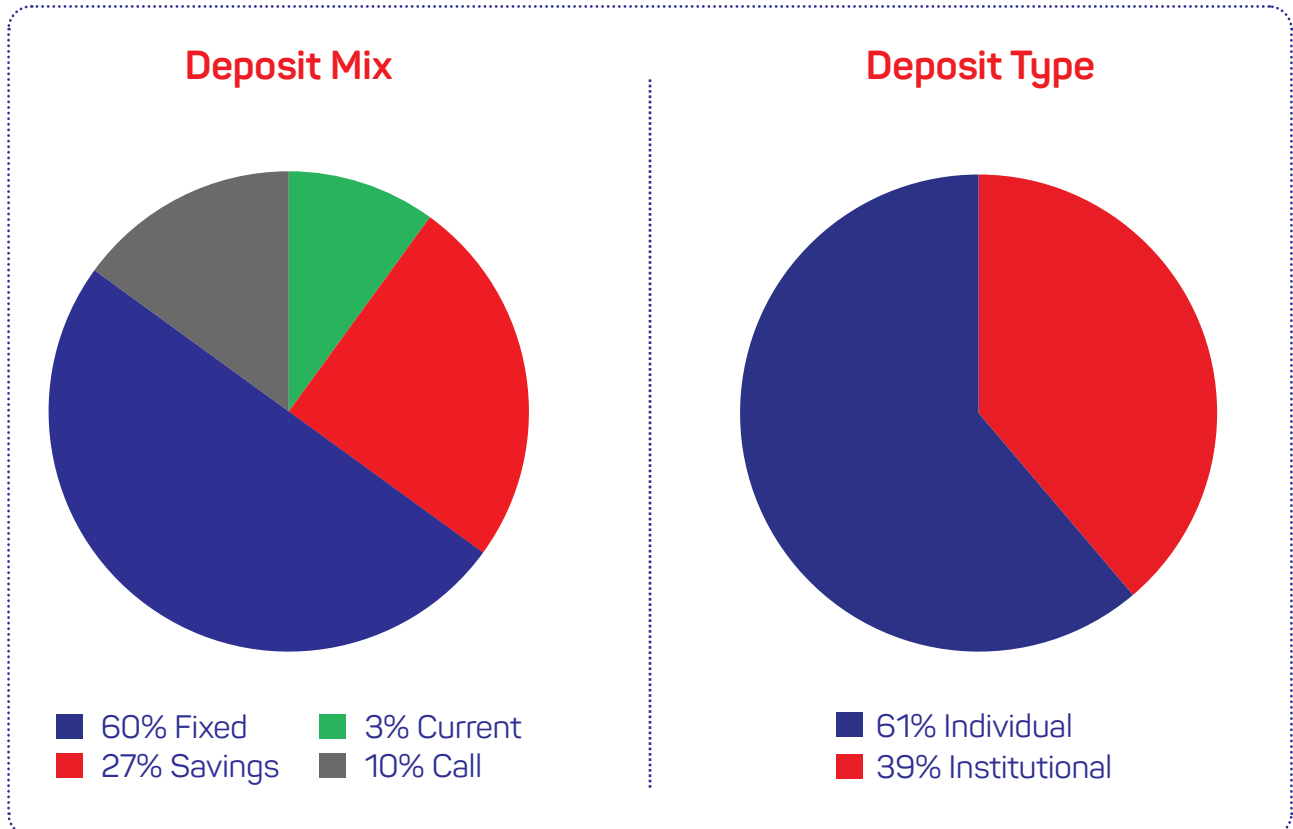
निक्षेप संकलन

आ.व. २०७७/७८ को अन्त्य अर्थात २०७८ आषाढ मसान्त सम्ममा यस विकास बैंकको कुल निक्षेप रु. ९२ अर्ब ३२ करोड रहेको छ । आ.व. २०७७/७८ मा बचत तथा निक्षेप संकलनमा ५४.८२ प्रतिशतले बृद्धि गरेको छ । गत ५ वर्षको अवधिमा बैंकले बचत तथा निक्षेपको आकारलाई ४५० प्रतिशतले बृद्धि गर्न सफल भएको छ । यस विकास बैंकको वार्षिक निक्षेप बृद्धि र निक्षेपहरूको संरचनालाई निम्न ग्राफमा प्रस्तुत गरिएको छ ।

Total Deposits



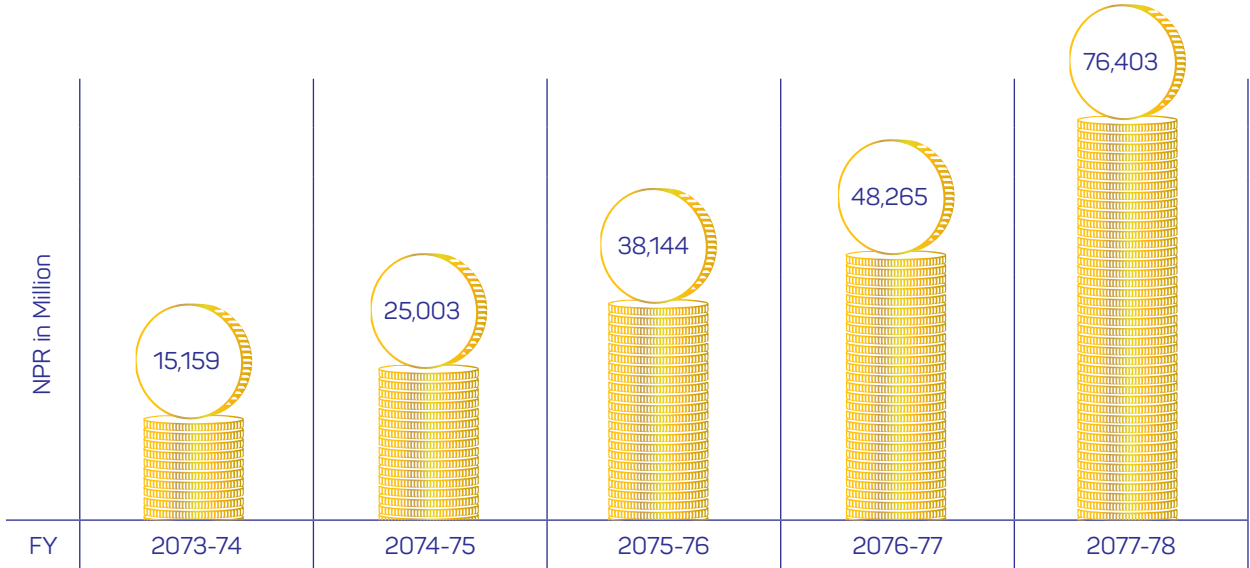
निक्षेपको प्रकार अनुसार निक्षेपको मिश्रण



कर्जा परिचालन

२०७८ आषाढ मसान्त सम्ममा बैंकको लगानीमा रही रहेको कुल कर्जा रु. ७६ अर्ब ४० करोड रहेको छ । यो कर्जा आ.व. २०७७/७८ मा मात्रै ५८.३० प्रतिशतको बृद्धि हो । विगत ५ वर्षको अवधिमा कर्जाको बृद्धि ४०४ प्रतिशतले भएको छ ।

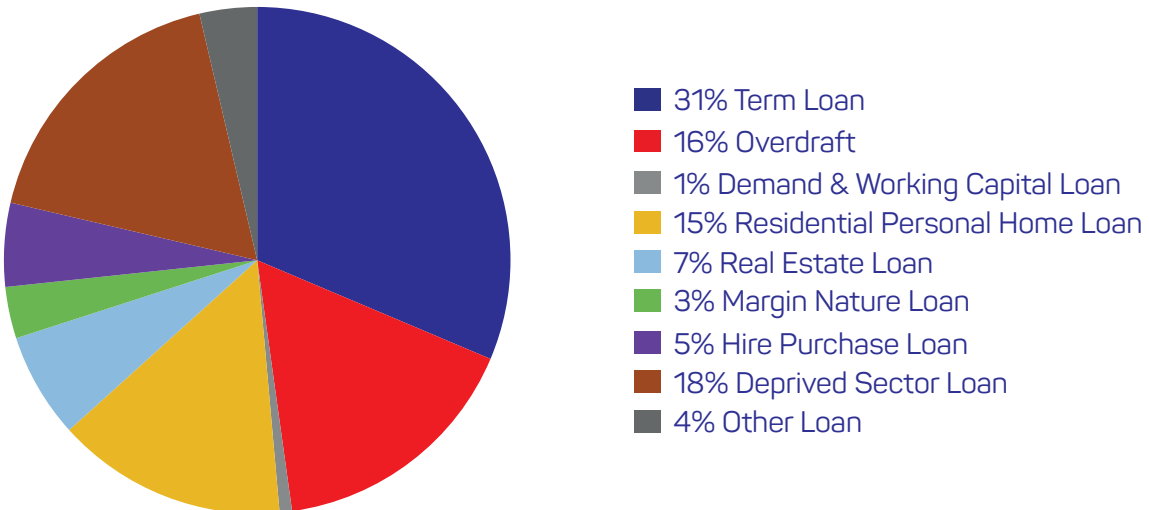
Total Loan



प्रयोजन अनुसार कर्जाको वर्गीकरण

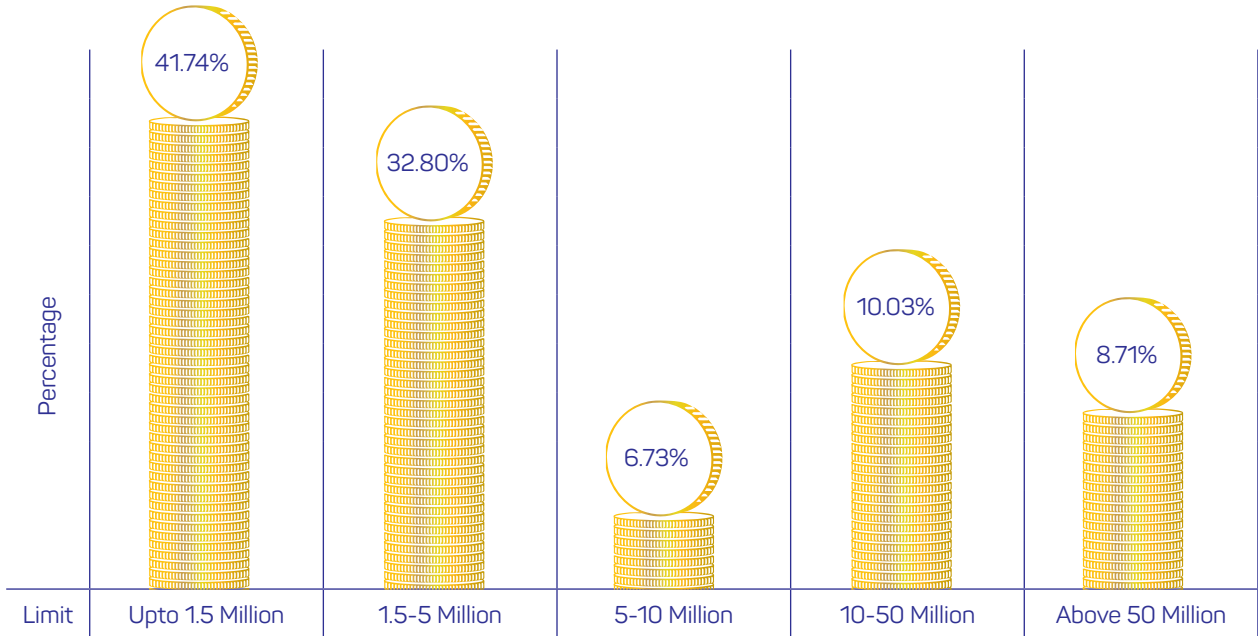
२०७८ आषाढ मसान्तसम्म लगानीमा रहेको कर्जाको प्रयोजन अनुसारको वर्गीकरण यस प्रकार रहेको छ ।

Loan Mix



सीमा अनुसार कर्जाको वर्गीकरण

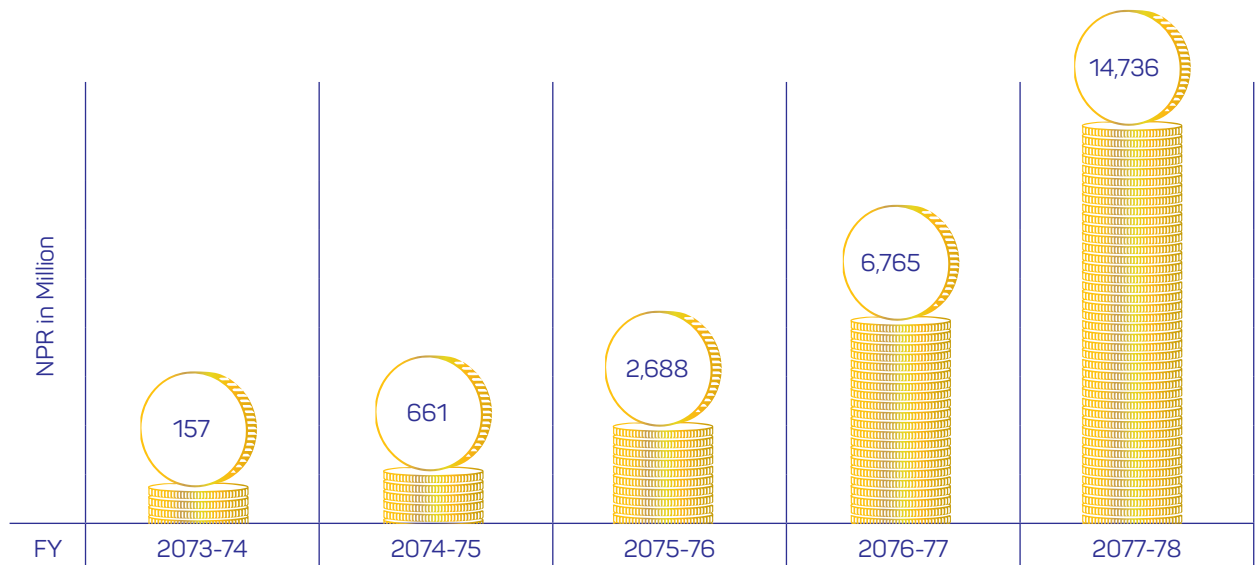
Ticket-Size Wise Loan Classification



लगानी

आ.व. २०७६/०७७ मा लगानी रकममा १५१.७२ प्रतिशतले बृद्धि गरेको यस विकास बैंकले आ.व. २०७७/७८ मा पनि ११७.८२ प्रतिशतले बृद्धि गरी कुल लगानी रु. १४ अर्ब ७३ करोड पुऱ्याएको छ । बैंकले लगानीलाई ट्रेजरी बिल, सरकारी ऋणपत्र तथा अन्य लगानीमा विविधिकरण गरेको छ । वित्तीय बजारमा देखिने तरलताको अवस्थालाई मध्यनजर गरी बैकल्पिक आम्दानीको श्रोतको रूपमा लगानी गर्ने गरिएको छ ।

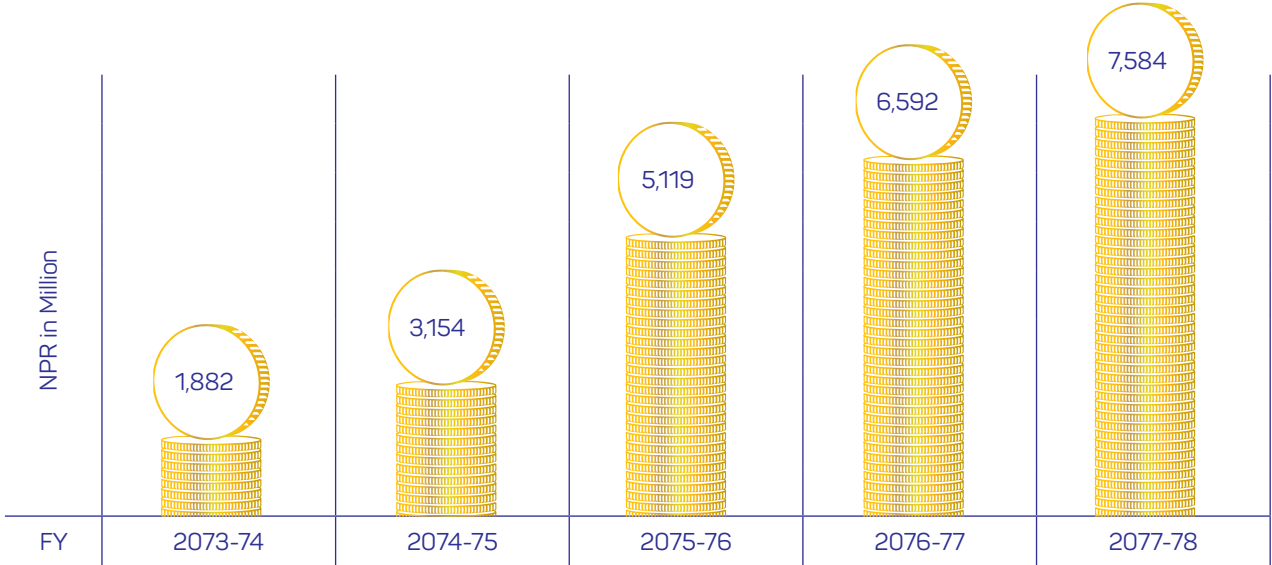
Investment



ब्याज आम्दानी

यस विकास बैंकले कर्जा लगानीमा बृद्धि गरेसंगै ब्याज आम्दानीमा पनि बृद्धि गरेको छ । आ.व. २०७७/७८ मा कुल ब्याज आम्दानी १५.०३ प्रतिशतले बृद्धि भई रु. ७ अर्ब ५८ करोड भएको छ । गत ५ वर्षको अवधिमा बैंकले ब्याज आम्दानीलाई ३०३ प्रतिशतले बृद्धि गर्न सफल भएको छ । कर्जा लगानीको अनुपातमा ब्याज आम्दानी बृद्धि नहुनुमा ब्याजदर अन्तर एक मुख्य कारण हो भने ठूलो आकारको कर्जा लगानीमा मार्जिन कम हुनु हो ।

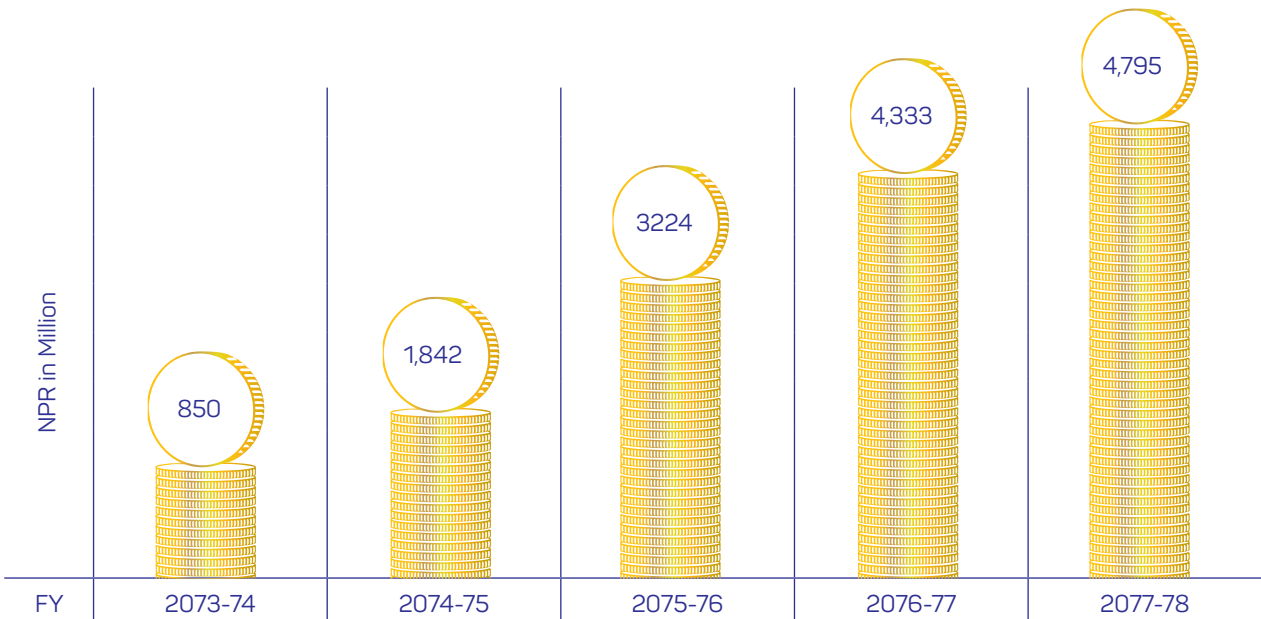
Interest Income



ब्याज खर्च

समीक्षा वर्ष (आ.व. २०७७/७८) मा तरलता सहज अवस्थामा रहेकोले ब्याज खर्चमा दवाव परेन । नियमित बृद्धि भएको बचत तथा निक्षेपको ब्याज खर्च मात्र बृद्धि हुँदा सो आ.व.मा कुल ब्याज खर्च १०.६६ प्रतिशतले मात्रै बृद्धि भएको छ । विगत ५ वर्षको ब्याज खर्चको बृद्धिदर ४६४ प्रतिशत हुन आउँछ । उल्लेखित आ.व.मा कुल ब्याज खर्च रु. ४ अर्ब ७९ करोड भएको छ ।

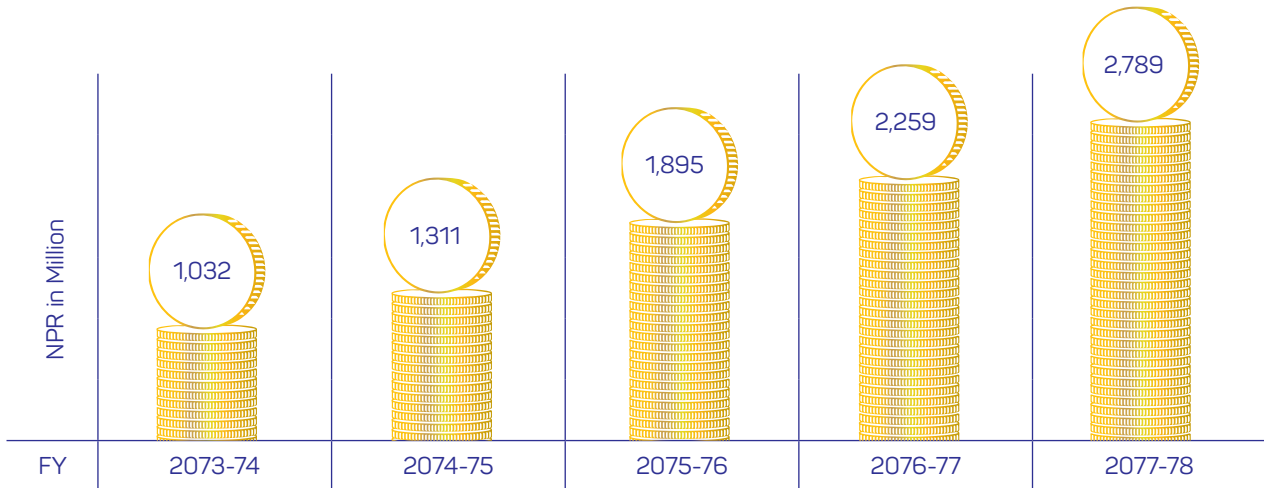
Interest Expenses



खुद ब्याज आम्दानी

आ.व. २०७७/७८ को आषाढ मसान्त सम्ममा यो विकास बैंकले खुद ब्याज आम्दानी रु. २ अर्ब ७८ करोड गर्न सफल भएको छ । अघिल्लो आव.मा १९.२४ प्रतिशतले बृद्धि भएको खुद ब्याज आम्दानी यस आव.मा २३.४२ प्रतिशतले बृद्धि गर्न सफल भएको छ ।

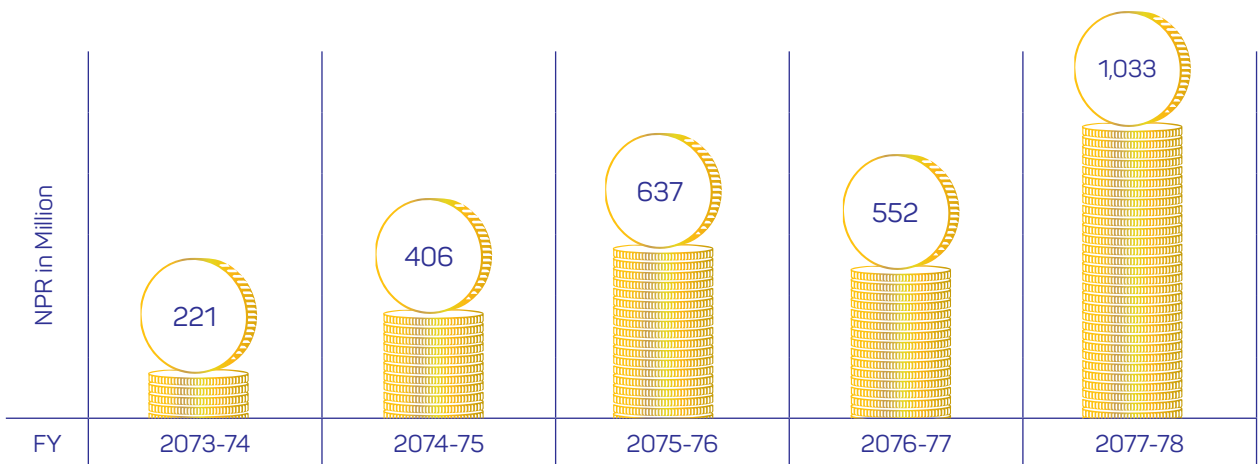
Net Interest Income



गैर ब्याज आम्दानी

आ.व. २०७६/७७ मा गैर ब्याज आम्दानी करिब रु. ५५ करोड १५ लाख गरेको यस विकास बैंकले आ.व. २०७७/७८ मा रु. १ अर्ब ३ करोड गर्न सफल भएको छ । यो बृद्धि ८७.७६ प्रतिशतको बृद्धि दर हो । अन्य संचालन आम्दानी बृद्धि हुन मुख्य योगदान दोश्रो बजारमा सेयरको मूल्य बृद्धि रहेको छ भने अन्य आम्दानीका श्रोतहरूमा पनि बृद्धि गरिएको छ । विगत ५ वर्षमा गैर ब्याज आम्दानी ३६७ प्रतिशतले बृद्धि भएको छ ।

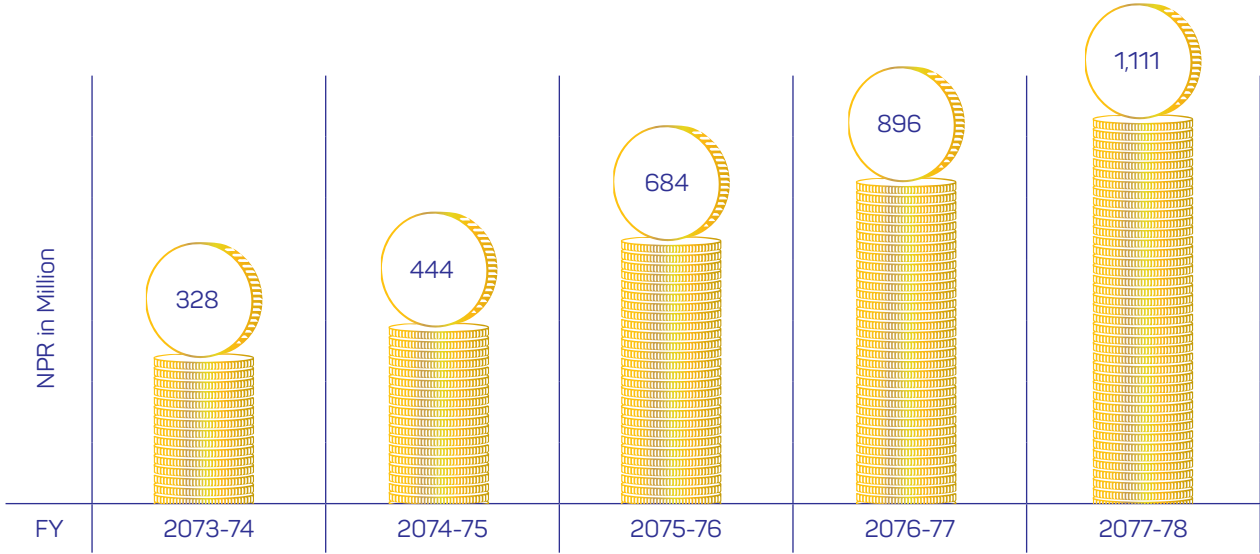
Non Interest Income



कर्मचारी खर्च

आ.व. २०७६/७७ मा ३०.८७ प्रतिशतले बृद्धि भएको कर्मचारी खर्च आ.व. २०७७/७८ मा २४.०१ प्रतिशतले बृद्धि भएको छ । कर्मचारी संख्या बृद्धि हुनु तथा नियमित ग्रेड, उपदान र बिदा वापतको रकम थप हुँदा पनि अधिल्लो आ.व.को तुलनामा कर्मचारी खर्च बृद्धिदर कम छ । समीक्षा वर्ष आ.व. २०७७/७८ मा कुल कर्मचारी खर्च रु. १ अर्ब ११ करोड भएको छ । विगत ५ वर्षमा कर्मचारी संख्या करिब ११५ प्रतिशतले बृद्धि भएको छ भने कर्मचारी खर्चमा २३९ प्रतिशतले बृद्धि भएको छ ।

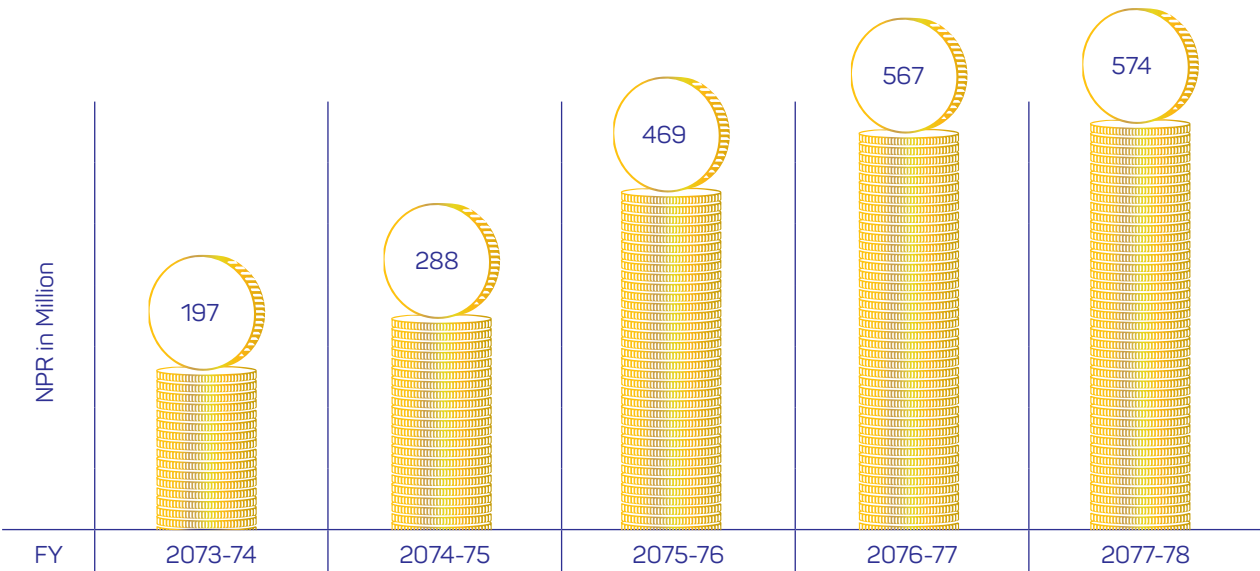
Staff Expenses



कार्यालय संचालन खर्च (कर्मचारी खर्च बाहेक)

आ.व. २०७६/७७ मा २०.७१ प्रतिशतले बृद्धि भएको कार्यालय संचालन खर्च (ह्रास तथा अपलेखन खर्च सहित), समीक्षा वर्ष आ.व. २०७७/७८ मा १.२३ प्रतिशतले बढेर रु. ५७ करोड ४२ लाख भएको छ । यो खर्चमा पनि अधिकांश हिस्सा भौतिक सम्पत्तिहरूको ह्रासकट्टी तथा प्रविधिको वार्षिक शुल्कहरू रहेको छ ।

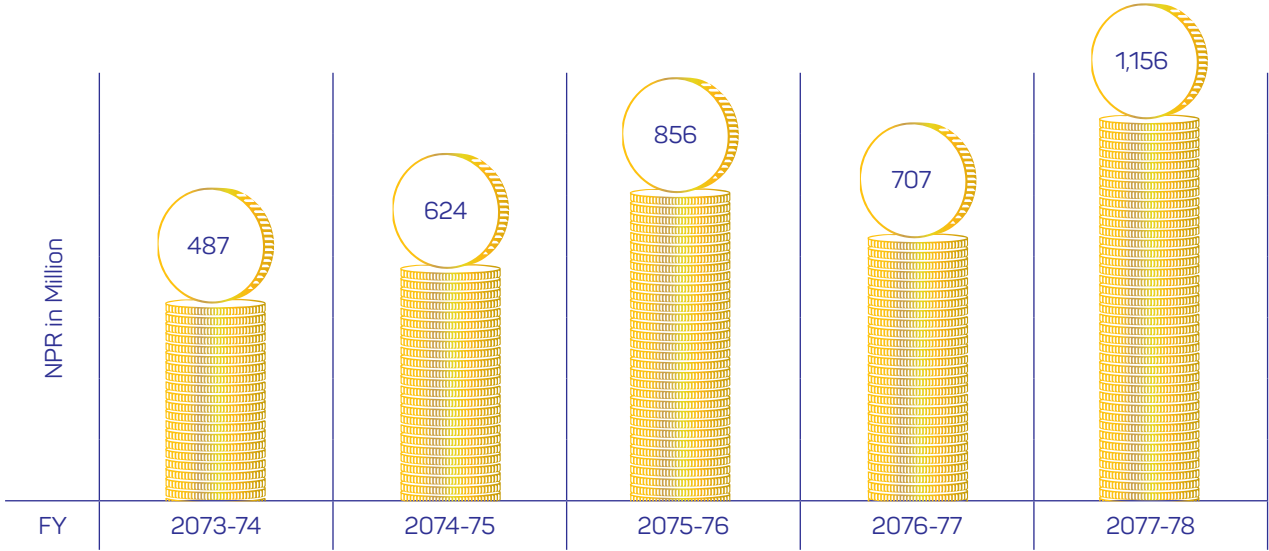
Office Operating Expenses



खुद मुनाफा

आ.व. २०७७/७८ को आषाढ मसान्त सम्ममा यो बैंकले रु. १ अर्ब १५ करोड खुद मुनाफा गर्न सफल भएको छ, जुन अघिल्लो आ.व.को तुलनामा ६३.४८ प्रतिशतले बढी हो । रु. १ अर्ब भन्दा बढी खुद मुनाफा गर्ने विकास बैंकहरूमा यो विकास बैंक पहिलो बन्न सफल भएको छ ।

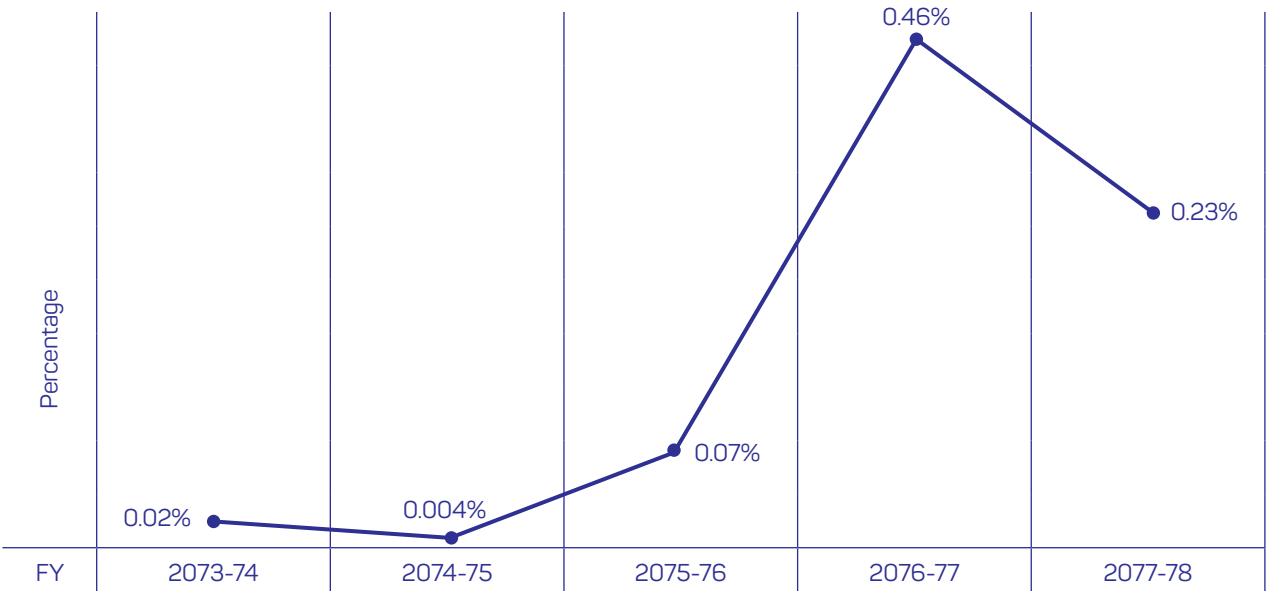
Net Profit



निष्कृत्य कर्जा

ग्राहक र बैंक बीचको असल सहकार्य मार्फत यस विकास बैंकले समीक्षा वर्षमा निष्कृत्य कर्जालाई घटाउन सफल भएको छ । अघिल्लो आ.व.को अन्त्यमा ०.४६ प्रतिशत रहेको निष्कृत्य कर्जा आ.व. २०७७/७८ को अन्त्यमा ०.२३ प्रतिशत राख्न सफल भएको छ । प्रतिशतको आधारमा यो ५० प्रतिशतले थोरै हो । निष्कृत्य कर्जाको हिस्सालाई कम गर्न यो विकास बैंक अझै प्रयासरत रहेको छ ।

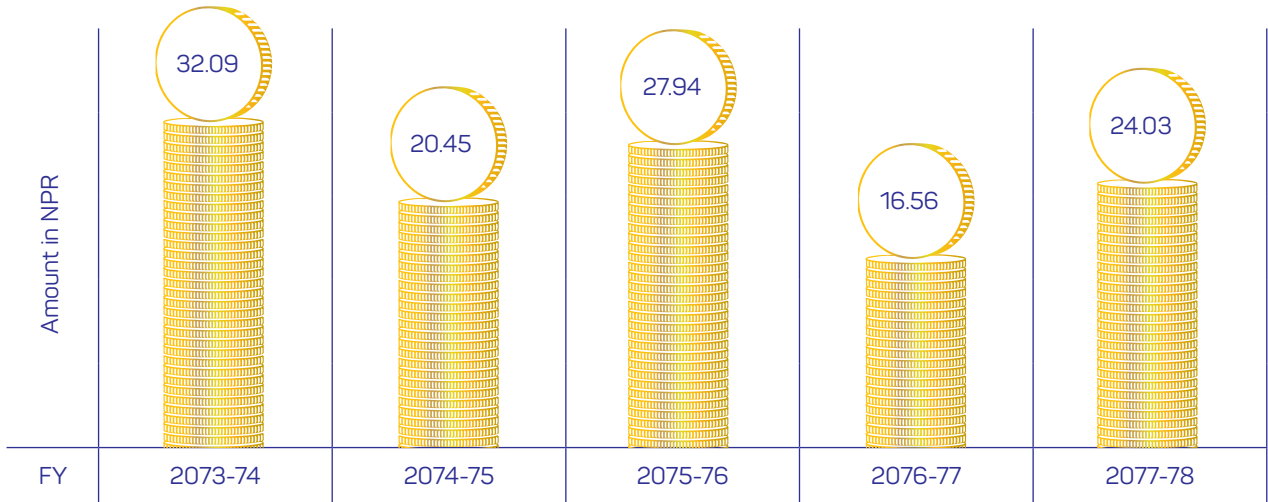
Non Performing Loan (NPL)



प्रति शेयर आमदानी

आ.व. २०७६/०७७ मा प्रति शेयर आमदानी रु. १६.५६ भएकोमा समीक्षा वर्ष २०७७/७८ मा रु. २४.०३ कायम गर्न सफल भएको छ । यो अघिल्लो आ.व. को तुलनामा ४५.०८ प्रतिशतले बढी हो । विगत ५ वर्षको औषत प्रति शेयर आमदानी रु. २४.५६ हुन आउँछ । यो विकास बैंकको चुक्ता पूँजी बृद्धि हुँदै जाँदा पनि प्रति शेयर आमदानीलाई उच्च स्तरमा राख्न सफल भएको छ ।

Earning Per Share (EPS)





सुरक्षणपत्रमा लगानी
रु. १४,५१३.४०
(१४.३५%)

बैंक तथा वित्तीय संस्थालाई
कर्जा तथा सापठ
रु. ३,४८३.६१
(३.४४%)

सम्पति तथा उपकरण
रु. ८२२.१३
(०.८१%)

सहायक कम्पनीमा लगानी
रु. ११७.५०
(०.१२%)

चालु आ.व. को कर सम्पति
रु. ९९.३२
(०.१०%)

ग्राहकलाई कर्जा सापठी
रु. ७२,९१९.२५
(७२.१०%)

नगद तथा नगद समान
रु.६२६९.७२
(६.२०%)

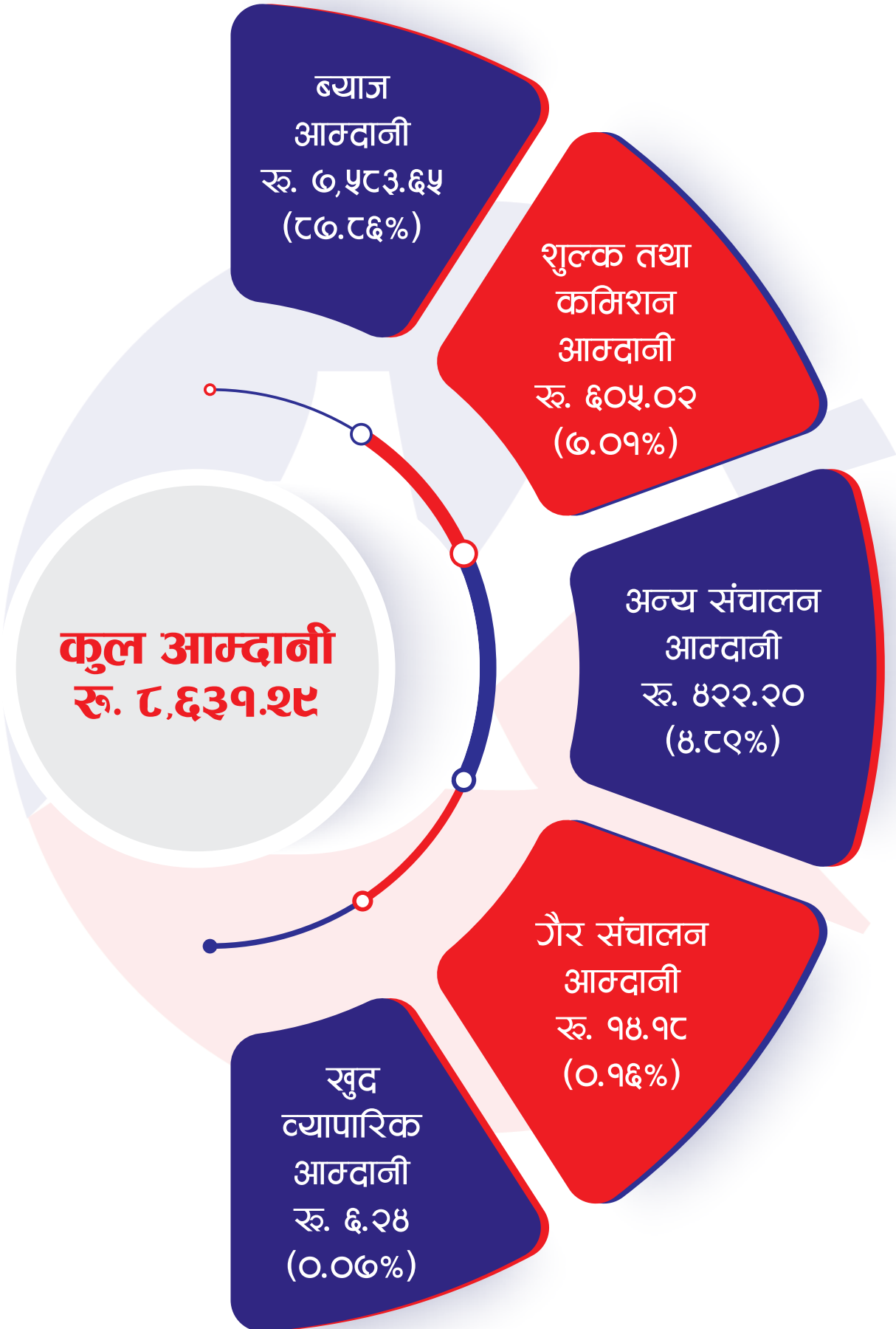
नेपाल राष्ट्र बैंकमा
रहेको मौज्जात
रु. २५६४.७५
(२.५४%)

अन्य सम्पतिहरु
रु. २३७.१४
(०.२३%)

सम्बद्ध कम्पनीमा लगानी
रु. १०४.९१
(०.१०%)

कुल सम्पति
रु. १०१,१३१.७२







ख. चालु वर्षको उपलब्धि र भावी योजनाहरू :

१. कारोबार सम्बन्धमा

यस विकास बैंकले चालु आर्थिक वर्षको पहिलो त्रैमासमा (२०७८ श्रावण १ गतेदेखि असोज मसान्तसम्म) वासलातको आकार तथा कारोबार रकम बृद्धि गर्न सफल भएको छ । २०७८ आषाढ मसान्तमा रु. १ खर्ब १ अर्ब रहेको वासलातको आकारमा करिव १५ प्रतिशतले बृद्धि भई रु. १ खर्ब १६ अर्बको हुन पुगेको छ । त्यसै गरी सोही अवधिमा बचत तथा निक्षेप परिचालन रु. ९ अर्ब ३४ करोडले बृद्धि भई रु. १ खर्ब १ अर्ब पुगेको छ । यस विकास बैंकले कर्जा लगानी तर्फ पनि उल्लेख्य रूपमा बृद्धि गरेको छ । यस त्रैमासमा कर्जा लगानीमा रु. ११ अर्ब ६६ करोड, अर्थात १५.२७ प्रतिशतले बृद्धि गरी लगानीमा रही रहेको कर्जा रु. ८८ अर्ब ७ करोड रहेको छ ।

२०७८ आश्विन मसान्त सम्ममा बैंकले करिब रु. ४९ करोड ३७ लाख सञ्चालन मुनाफा आर्जन गरेको छ । सञ्चालक समितिले यस आ.व.को लागि स्वीकृत गरेको वार्षिक लक्ष्य बमोजिम यस विकास बैंकले प्रगति हासिल गरी रहेको छ ।

२०७८ आश्विन मसान्तको अपरिस्कृत वित्तीय विवरणको मुख्य सूचकहरू देहाय बमोजिम रहेका छन्:

क. वित्तीय अवस्था

रु. दश लाखमा

विवरण	२०७८ असार मसान्त	२०७८ आश्विन मसान्त	बृद्धि	
			रकम	प्रतिशत
कुल कर्जा तथा सापट	७६,४०२.८६	८८,०७२.०७	११,६६९.२१	१५.२७%
कुल लगानी	१४,७३५.८१	१५,४९७.९२	७६२.११	५.१७%
कुल निक्षेप	९२,३२२.५०	१०१,६७०.७०	९,३४८.२०	१०.१३%
कुल सम्पत्ति	१०१,१३१.७२	११६,४८३.६६	१५,३५१.९४	१५.१८%
कुल दायित्व	९४,३००.१६	१०९,३५५.७२	१५,०५५.५६	१५.९७%
कुल पूँजी	६,८३१.५६	७,१२७.९४	२९६.३८	४.३४%

ख. नाफा-नोक्सानको विवरण

रु. दश लाखमा

विवरण	२०७८ आश्विन मसान्त
ब्याज आम्दानी	२,५०३.३३
ब्याज खर्च	१,६६५.६५
खुद ब्याज आम्दानी	८३७.६८
गैर ब्याज आम्दानी	२५५.४४
कर्जा तथा अन्य नोक्सानीको जोखिम व्यवस्था/(फिर्ता)	१७४.८८
कर्मचारी खर्च	२६९.१६
कार्यालय संचालन खर्च	१५५.३९
संचालन नाफा	४९३.७०
आयकर खर्च	१४८.११
खुद मुनाफा	३४५.५९

ग. मुख्य सुचकाङ्कहरू

विवरण	२०७८ असार मसान्त	२०७८ आश्विन मसान्त
पूँजीकोषको पर्याप्तता	११.१९%	१२.१०%
निष्क्रिय कर्जा/कुल कर्जा	०.२३%	०.२३%
आधार दर	८.०५%	८.६४%
कोष लागत	६.२६%	६.९१%
कर्जाको औषत ब्याजदर	१०.७४%	१०.८८%
औषत ब्याज दरको अन्तर	४.४८%	३.९७%

२. शाखा तथा सञ्जाल विस्तार सम्बन्धमा

यस विकास बैंकले आफ्नो उपस्थितिलाई देश भरि नै विस्तार गर्ने क्रम जारी राखेको छ । २०७८ आषाढ मसान्त सम्म कुल १५८ ओटा शाखाहरू सञ्चालनमा थिए भने चालु आ.व. २०७८/७९ मा थप ७ ओटा नयाँ कार्यालयहरू सञ्चालनमा आई सकेका छन् । प्रदेश तथा क्षेत्र (उपक्षेत्रीय) स्तरीय कार्यालयहरूको सबलीकरण गर्ने कार्य पनि जारी रहेको छ । प्रदेश तथा क्षेत्र स्तरमा भएका कार्यालयहरूले मातहतका कार्यालयहरूमा व्यवसाय बृद्धि तथा गुणस्तरीयता कायम गर्ने कार्यहरूमा प्रत्यक्ष टेवा पुऱ्याई रहेका छन् । आवश्यकता अनुसार नयाँ शाखाहरू बिस्तार गर्दै लगिने छ ।

३. सूचना प्रविधि विस्तार सम्बन्धमा

अहिलेको पुस्ताको चाहना र आवश्यकता बमोजिम सूचना प्रविधिमा यो विकास बैंकले आफूलाई स्तरोन्नती गर्दै आएको छ । सूचना प्रविधिमा भएको विकाससंगै बैकिङ्ग प्रणालीमा भित्रिएका नविनतम प्रविधिहरूको प्रयोगलाई आत्मसाथ गरेको छ । Online KYC Update, Online Account Opening, Online Loan Application, E-Teller, Chip Based ATM Card, NFC ATM Card, QR Payment, Mobile Banking, Internet Banking आदिको प्रयोगलाई बृद्धि गर्दै लिएको छ । यसले कारोबारमा सुरक्षा, विश्वसनीयता र सहजता थपेको छ । प्रविधिमा भएको विकासले सुरक्षा चुनौतिहरू पनि थप हुने संभावनाहरूमा यो विकास बैंक सचेत रहेको छ भने त्यस्ता चुनौतिहरूको सामना गर्न आवश्यक सुरक्षा संयन्त्रहरूको विकास र सोको नियमित अनुगमन गर्ने व्यवस्था गरेको छ ।

सम्पूर्ण शाखा कार्यालयहरूलाई आगलागी, चोरी, शंकास्पद गतिविधि लगायतका सुरक्षा सम्बन्धी जोखिम न्यूनीकरण गर्न २४ सै घण्टा केन्द्रीय कार्यालयबाट अनुगमन गर्ने प्रणालीको प्रयोग गरिएको छ । यो प्रणाली प्रभावकारी पनि देखिएको छ ।

बैंक भित्र दैनिक रूपमा हुने कारोबार तथा कागजी कामकाजहरूलाई प्रविधिमा आधारित रही डिजिटलाईज्ड गर्ने कार्य गरिएको छ । कर्जा स्वीकृति प्रकृया, खर्च स्वीकृति प्रकृया, दैनिक काम कारोबार सम्बन्धी टिप्पणी तथा आदेशहरू र सम्पत्ति शुद्धिकरण अनुगमन आदि कार्यहरू डिजिटल माध्यमबाट गर्ने गरिएको छ । यस प्रणालीबाट समय र कागजी खर्चको अत्याधिक बचत भएको छ ।

४. संस्थाको स्तरोन्नती तथा अन्य संस्थासंग गाभ्ने/गाभिने सम्बन्धमा

नेपाल राष्ट्र बैंकको प्राथमिकता बमोजिम यो विकास बैंक पनि Acquisition/Merger को लागि सकारात्मक रहेको छ । यो विकास बैंकसंग गाभिएर व्यवसाय विस्तार गर्न ईच्छुक उपयुक्त बैंक तथा वित्तीय संस्था आएमा गाभ्ने/गाभिने कार्यलाई प्राथमिकता दिइनेछ ।

५. मानव संसाधनको व्यवस्थापन र विकास

सञ्चालक समितिबाट स्वीकृत संगठनात्मक ढाँचा तथा दरबन्दी बमोजिम यथेष्ट मात्रामा कर्मचारी व्यवस्थापन गरिएको छ । २०७८ आश्विन मसान्त सम्ममा जम्मा १,५६५ जना कर्मचारीहरू कार्यरत रहनु भएको छ । योग्य र उपयुक्त कर्मचारीको छनौट, नियुक्ति, क्षमता अभिवृद्धि र बृत्ति विकासलाई उच्च प्राथमिकता दिइएको छ । उच्च स्तरको ग्राहक सेवा, सेवामा तत्परता, चुस्त आन्तरिक नियन्त्रण प्रणाली, नियमन र अनुपालनामा प्रतिवद्ध जनशक्ति तयार गर्न हरेक तहका कर्मचारीहरूलाई निरन्तर तालिम तथा अनुशिक्षणको कार्यक्रमहरू आन्तरिक तथा वाह्य प्रशिक्षकहरूबाट प्रदान गर्दै आएको छ ।

बढ्दै गएको शाखा सञ्जाल र भौगोलिक क्षेत्र अनुसार क्षेत्रीय तथा उपक्षेत्रीय कार्यालयहरू र सोसंगै अनुगमन कार्यालयहरूको स्थापना गरी सेवामा शीघ्रता तथा गुणस्तर ल्याउने कोशिस गरिएको छ । विकास बैंकलाई नेतृत्व तहमा आवश्यक पर्ने जनशक्ति सकेसम्म संस्था भित्र कार्य गरी सकेका र अनुभवी तथा योग्य व्यक्तिलाई जिम्मेवारी दिने रणनीति लिएको छ । आन्तरिक रूपमा परिपूर्ति हुन नसक्ने अवस्था भएमा अन्य बैंक तथा वित्तीय संस्थाहरूमा उपयुक्त योग्यता र अनुभव भएका जनशक्तिलाई नियुक्त गर्ने गरिएको छ । कर्मचारीहरूको मनोवल सधैं उच्च बनाई संस्थाको लक्ष्य तथा उद्देश्य बमोजिम परिचालन गर्न विभिन्न प्रकारका वित्तीय तथा गैर वित्तीय प्रोत्साहनका कार्यक्रमहरू सञ्चालन गरेको छ । यस विकास बैंकको हरेक कर्मचारी संस्था प्रति प्रतिवद्ध र अनुशासित बनाउन विभिन्न व्यवस्थापकीय नीतिहरू अवलम्बन गरिएको छ ।

६. सामाजिक उत्तरदायित्व

यो विकास बैंक पनि समाजको एक अंग भएकोले समाज तथा समुदायको लागि योगदान दिनु पर्ने कार्यहरूमा सक्रियतापूर्वक जिम्मेवारी निर्वाह गरेको छ । समाजमा ब्याप्त समस्याहरूको समाधान गर्ने वा साधन र श्रोतको अभावमा रहेका सामाजिक संघ संस्था, समुदाय तथा व्यक्तिहरूलाई सहयोग गर्ने कार्य गरेको छ । सामाजिक उत्तरदायित्व सम्बन्धी सहयोगलाई सकेसम्म सबै प्रदेश, क्षेत्र र भूगोलमा विभिन्न विधाहरूमा नगद तथा भौतिक सामग्री सहयोग गर्ने रणनीति बैंकले लिएको छ । समाजमा सकारात्मक योगदान दिने प्रकारका कार्यहरूलाई निरन्तरता दिदै थप प्रभावकारी बनाउन बैंक प्रतिवद्ध रहेको छ ।



७. गुनासो सुनुवाई

यस विकास बैंकले ग्राहकहरूको गुनासो वा सुभावाहरूलाई गम्भीरताका साथ लिई तत्काल समाधान गर्ने परिपाटी बसालेको छ । शाखा समन्वय विभागका कर्मचारीलाई जिम्मेवारी तोकी सेवाग्राहीहरूको गुनासोलाई फर्स्यौट गर्ने वा सम्बन्धित विभाग, कर्मचारीलाई जानकारी गराउने वा उच्च व्यवस्थापनमा सिफारिस गर्ने व्यवस्था गरिएको छ । बैंकले गुनासो समाधान सम्बन्धी कार्यविधि बनाई कार्यान्वयनमा ल्याएको छ । जस अनुसार ग्राहकहरूले आफ्नो अनुकुलको माध्यमहरू जस्तै: सुभावा पेटिका, वेवसाईट, ईमेल वा टेलिफोनबाट गुनासो तथा सुभावाहरू राख्न सक्ने व्यवस्था गरिएको छ । लिखित गुनासो राख्नको लागि सबै कार्यालयहरूमा सुभावा पेटिका राखेको छ । ईमेल मार्फत गुनासो राख्नको लागि grievance@muktinathbank.com.np को व्यवस्था गरिएको छ । त्यसै गरी बैंकको वेवसाईटमा पनि गुनासो र सुभावा राख्न सक्ने व्यवस्था गरिएको छ । ग्राहकहरूले फोनबाट सिधै गुनासो राख्नको लागि फोन नं. ०१-४१६८५३८ रहेको छ । यो कार्यलाई अभै व्यवस्थित बनाउन ग्राहकको गोपनीयता र संरक्षण सम्बन्धी नीति बनाई लागु गर्ने कार्य अन्तिम चरणमा रहेको छ ।

आ.व. २०७७/७८ मा टेलिफोन र ईमेलबाट कुल ३१ वटा गुनासो तथा जिज्ञासाहरू प्राप्त भएको थियो । जसमध्ये २७ ओटा ईमेल मार्फत र ४ ओटा टेलिफोन मार्फत प्राप्त भएका थिए । अधिकांश जिज्ञासाहरू डिजिटल बैंकिङ्ग सेवा सम्बन्धी रहेका थिए । प्राप्त जिज्ञासा र गुनासोहरू सबैको सुनुवाई भई प्रेषक ग्राहकलाई समेत जानकारी गराई सकिएको छ ।

८. सम्पत्ति शुद्धिकरण (Anti-Money Laundering) निवारण

सम्पत्ति शुद्धिकरण निवारण सम्बन्धी राज्य तथा नियमक निकायले लिएको नीतिलाई यस विकास बैंकले अक्षरस पालना गर्दै कडाईका साथ लागु गरेको छ । यस कार्यलाई एक रूपता दिन र सबैको बुझाईमा समानता ल्याउन ग्राहक पहिचान तथा अनुपालना मार्गदर्शन-२०७७ तयार गरी कार्यान्वयनमा ल्याएको छ । यसलाई समयानुकूल परिमार्जन र परिस्कृत गर्दै लगिएको छ । बैंकले सम्पत्ति शुद्धिकरण जाँचको लागि छुट्टै i-Care कम्प्युटर सफ्टवेयरमा आधारित प्रणालीहरूको जडान र उपयोग गरेको छ । यस विकास बैंकसंग कारोबार गर्न चाहने ब्यक्ति तथा संस्थाको Screening पश्चात् मात्र खाता संचालन गर्न पाउने व्यवस्था लागु गरिएको छ । गैरकार्यकारी सञ्चालकको संयोजकत्वमा गठित सम्पत्ति शुद्धीकरण निवारण सम्बन्धी समितिले यस सम्बन्धमा भए गरेको कार्यहरूको नियमित रूपमा प्रतिवेदन लिने, विश्लेषण गर्ने र सञ्चालक समितिलाई आवश्यक सुभावा दिने गरेको छ ।

विषयको गम्भीरतालाई मध्यनजर गरी बैंकमा नयाँ नियुक्ति लिने कर्मचारीहरू तथा कार्यरत कर्मचारीहरूलाई पनि पुनर्ताजगी तालिमहरू प्रदान गर्दै आएको छ । यसबाट कर्मचारीको दक्षता अभिवृद्धि भएको छ ।

कम्पनी ऐन, २०६३ को दफा १०८ अनुसारको अतिरिक्त विवरण (आर्थिक वर्ष २०७७/७८)

क. विगत वर्षको कारोबारको सिंहावलोकन

सञ्चालक समितिको प्रतिवेदनमा संलग्न गरिएको ।

ख. राष्ट्रिय तथा अन्तर्राष्ट्रिय परिस्थितिबाट कम्पनीको कारोबारलाई कुनै असर परेको भए सो असर

आर्थिक वर्ष २०७७/०७८ मा निर्यात ४४.४ प्रतिशतले बढेर रु. १४९ अर्ब १२ करोड र आयात २८.७ प्रतिशतले बढेर रु. १,५३९ अर्ब ८४ करोड पुगेको छ । यस अवधिमा वस्तु व्यापार घाटा २७.३ प्रतिशतले बढेको छ । निर्यातको बृद्धिदर धेरै भए पनि आयातको हिस्सा अधिक हुनाले ब्यापार घाटा पनि बृद्धि भएको छ । यसले समग्र राष्ट्रिय अर्थतन्त्रलाई नै असर पार्नु स्वाभाविकै हो ।

यसै गरी समीक्षा वर्षमा विप्रेषण आप्रवाह ९.८ प्रतिशतले बृद्धि भई रु.९६९ अर्ब ५ करोड पुगेको छ । आर्थिक वर्ष २०७६/०७७ मा चालु खाता घाटा रु. ३३ अर्ब ७६ करोड र शोधनान्तर बचत रु. २८२ अर्ब ४९ करोड रहेको तुलनामा समीक्षा वर्षमा चालु खाता घाटा रु. ३३३ अर्ब ६७ करोड र शोधनान्तर बचत रु. ९ अर्ब २३ करोड रहेको छ । २०७८ असार मसान्तमा कुल विदेशी विनिमय सञ्चिति रु. १,३९९ अर्ब ३ करोड (अमेरिकी डलर १९ अर्ब ७५ करोड) रहेको छ । आर्थिक वर्ष २०७७/०७८ को आयातलाई आधार मान्दा विदेशी विनिमय सञ्चिति १९.२ महिनाको वस्तु तथा १०.२ महिनाको वस्तु र सेवा आयात धान्न पर्याप्त हुने देखिएको छ । २०७७ असार मसान्तको तुलनामा २०७८ असार मसान्तमा अमेरिकी डलरसँग नेपाली रुपैयाँ १.९२ प्रतिशतले अधिमूल्यन भई प्रति अमेरिकी डलर खरिद दर रु. १९९.०४ पुगेको छ । यी सबै सूचकहरूले प्रत्यक्ष तथा अप्रत्यक्ष रूपमा बैंकको कारोबारलाई असर पारेको छ ।

सन् २०१९ को अन्तिम तिरबाट विश्वभर फैलिएको कोभिड-१९ महामारीको असर पछिल्ला दिनहरूमा अभै टडकारो रूपमा देखा परेको छ । समीक्षा वर्ष आ.व. २०७७/७८ को शुरुवातबाट नै बन्दाबन्दीको अवस्था र सीमित मात्रमा बजार खुलेको कारणले अर्थतन्त्र चलायमान हुन सकेन । यसै आ.व.को चौथो त्रैमासमा दोश्रो लहरको बन्दाबन्दी घोषणा गर्नु पर्ने अवस्था आयो । यसै कारणले बैंकिङ्ग कारोबार र गतिविधिमा पनि असर गर्न पुग्यो ।

समीक्षा अवधिको अधिकांश समय तरलताको अवस्था सहज थियो । बचत निक्षेपको ब्याजदर घट्दा आधार दर तथा कर्जाको व्याजदर पनि घट्न पुग्यो । यसबाट ऋणीहरूलाई कर्जा लिन सहजताको अवस्था थियो भने ब्याज खर्च घटाउन मद्दत पुग्यो ।

ग. प्रतिवेदन तयार भएको मितिसम्म वर्षको उपलब्धि र भविष्यमा गर्नु पर्ने कुराको सम्बन्धमा संचालक समितिको धारणा

सञ्चालक समितिको प्रतिवेदनमा संलग्न गरिएको ।

घ. कम्पनीको औद्योगिक वा व्यवसायिक सम्बन्ध

यस विकास बैंकले आफ्नो कारोबार विस्तार तथा आपसी सहकार्यको लागि सोही प्रकृतिका विभिन्न सरकारी, गैरसरकारी संस्था, व्यवसायिक एवं औद्योगिक प्रतिष्ठानहरू, सामाजिक संघ-संस्थाहरू, अन्तर्राष्ट्रिय संघ संस्थाहरू, शैक्षिक तथा अनुसन्धान संस्था, निजी क्षेत्र र नियमक निकायहरूसँग सौहार्दपूर्ण तथा व्यवसायिक सम्बन्ध कायम राख्दै तथा विस्तार गर्दै आएको छ । त्यसै गरी बैंकको व्यवसायमा प्रत्यक्ष सहकार्य गर्ने विभिन्न रेमिट्यान्स सेवा प्रदायकहरू, जीवन तथा निर्जीवन बीमा कम्पनीहरू, सूचना प्रविधि प्रदायक कम्पनीहरू लगायत सेवा प्रदायक कम्पनीहरूसँग पनि समन्वय गरी आपसी हितका कार्यहरू गरी रहेको छ ।

ङ. सञ्चालक समितिमा भएको हेरफेर र सोको कारण

यस विकास बैंकको सञ्चालक समितिमा ६ जनाको प्रतिनिधित्व रहेको छ । समितिमा संस्थापक सेयरधनीको तर्फबाट ३ जना, सर्वसाधारण सेयरधनीको तर्फबाट २ जना र १ जना स्वतन्त्र सञ्चालक रहनु भएको छ । वि.सं. २०७६ साल मंसिर ३० गते सम्पन्न भएको १३ औं वार्षिक साधारण सभाले छनौट गरेको संस्थापक तथा सर्वसाधारण सेयरधनीको तर्फबाट प्रतिनिधित्व गर्नु हुने सञ्चालकहरू तथा वि.सं. २०७७ साल श्रावण १६ गते सञ्चालक समितिले नियुक्त गरेको स्वतन्त्र सञ्चालकमा कुनै परिवर्तन तथा हेरफेर भएको छैन । यस विकास बैंकको सञ्चालकहरूको विवरण निम्न बमोजिम रहेको छ ।



नाम	पद	नियुक्त मिति
श्री भरत राज ढकाल	अध्यक्ष	२०७६/०८/३०
श्री गजेन्द्र मान श्रेष्ठ	सञ्चालक	२०७६/०८/३०
श्री रबिन्द्र मान श्रेष्ठ	सञ्चालक	२०७६/०८/३०
श्री शालिग्राम मिश्र	सञ्चालक	२०७६/०८/३०
श्रीमती निर्मला कुमारी के.सी.(कार्की)	सञ्चालक	२०७६/०८/३०
श्री श्याम सुन्दर शर्मा	स्वतन्त्र सञ्चालक	२०७७/०४/१६

च. कारोबारलाई असर पार्ने मुख्य कुराहरू

बैंक तथा वित्तीय संस्थाहरूको कारोबारलाई विभिन्न आन्तरिक तथा बाह्य तत्वहरूले असर गरी रहेको हुन्छ । विशेष गरी बाह्य तत्वको रूपमा अर्थतन्त्रका अंगहरू र राज्य तथा नियमक निकायका नीतिगत व्यवस्थाहरूले प्रत्यक्ष प्रभाव पारी रहेका हुन्छन् । पछिल्ला दिनहरूमा तरलताको अवस्थाले माग अनुसारको वित्तीय सेवा प्रदान गर्न असहज भई रहेको छ भने महामारी तथा प्राकृतिक विपत्तिहरूले असहजता भन्नु थपेको छ ।

आन्तरिक कारोबारको सिलसिलामा सिर्जना हुन सक्ने विविध संभावित जोखिमहरूले पनि कारोबारलाई असर गर्न सक्दछन् । तर, यस प्रकारका जोखिमहरू आउन नदिन बैंक व्यवस्थापन सजग र सक्रिय रहेको छ । अपेक्षित तथा अनपेक्षित जोखिमहरूको पूर्वानुमान गरी सोको व्यवस्थापन गर्न विभिन्न तहगत संरचना र जिम्मेवारीहरू तोकिएका छन् ।

छ. लेखापरीक्षण प्रतिवेदनमा कुनै कैफियत उल्लेख भएको भए सो उपर सञ्चालक समितिका प्रतिक्रियाहरू

यस विकास बैंकको सञ्चालकको नेतृत्वमा गठन भएको लेखापरीक्षण समितिले आन्तरिक लेखापरीक्षण विभागले तयार गरेको लेखापरीक्षण प्रतिवेदनलाई अध्ययन गरी त्रैमासिक रूपमा प्रतिवेदन सञ्चालक समिति समक्ष पेश गर्ने गर्दछ । आन्तरिक तथा बाह्य लेखापरीक्षणको क्रममा देखा परेका त्रुटी तथा कैफियतहरूलाई निरीक्षण कै क्रममा वा शीघ्र सुधार गरिन्छ । यसरी सुधार गरेको प्रमाण लेखापरीक्षण प्रतिवेदनको प्रतिउत्तरमा समेत समावेश गर्ने गरिन्छ । हाल सम्म उल्लेख्य र गम्भीर प्रकृतिका त्रुटी तथा कैफियतहरू फेला परेका छैनन् । सामान्य कमजोरी र छुटहरूलाई नियमित गरी सकिएको छ । यस सम्बन्धमा समितिले व्यवस्थापनलाई निर्देशन दिएको छ भने व्यवस्थापनले सुधार गर्दै आई रहेको छ ।

ज. लाभांश बाँडफाँड गर्न सिफारिस गरिएको रकम

हाल यस विकास बैंकको चुक्ता पूँजी रु. ४ अर्ब ८१ करोड १५ लाख ५० हजार ८ सय ३ र पैसा १८ रहेको छ । मिति २०७८ कार्तिक १२ गते बसेको सञ्चालक समितिको २६० औं बैठकबाट सिफारिस गरी, १५ औं साधारण सभामा प्रस्ताव गरिएको १८.५० प्रतिशत लाभांश मध्ये नगद लाभांश ०.९२५ प्रतिशत (रु. ४ करोड ४५ लाख ६ हजार ८ सय ४४ रुपैया ६६ पैसा मात्र) र बोनस सेयर १७.५७५ प्रतिशत (रु. ८४ करोड ५६ लाख ३० हजार ५३ रुपैया ६६ पैसा मात्र) रहेको छ ।

झ. सेयर जफत भएको भए जफत भएको सेयर संख्या, त्यस्तो सेयरको अङ्कित मूल्य, त्यस्तो सेयर जफत हुनुभन्दा अगावै सोबापत कम्पनीले प्राप्त गरेको जम्मा रकम र त्यस्तो सेयर जफत भएपछि सो सेयर बिक्री गरी कम्पनीले प्राप्त गरेको रकम तथा जफत भएको सेयरबापत रकम फिर्ता गरेको भए सोको विवरण

यस विकास बैंकले आ.व. २०७७/०७८ मा कुनै पनि सेयर जफत गरेको छैन ।

ञ. विगत आर्थिक वर्षमा कम्पनी र यसको सहायक कम्पनीको कारोबारको प्रगति र सो आर्थिक वर्षको अन्तमा रहेको स्थितिको पुनरावलोकन

यस विकास बैंक तथा यसको सहायक कम्पनीको प्रगति विवरण वार्षिक प्रतिवेदनमा छुट्टै उल्लेख गरिएको छ ।

ट. कम्पनी तथा त्यसको सहायक कम्पनीले आर्थिक वर्षमा सम्पन्न गरेको प्रमुख कारोबारहरू र सो अवधिमा कम्पनीको कारोबारमा आएको कुनै महत्वपूर्ण परिवर्तन

यस विकास बैंकले आ.व. २०७७/७८ मा नियमित बैकिङ्ग कारोबारहरू गरेको र सोको विवरण यसै प्रतिवेदनको विभिन्न खण्डमा उल्लेख गरिएको छ । सहायक कम्पनी मुक्तिनाथ क्यापिटल लि.ले पनि आफ्नो व्यवसायको दायरा भित्र रहेर नियमित कारोबारहरू गर्दै

आएको छ । उक्त क्यापिटलको मुख्य कार्यहरू पोर्टफोलियो व्यवस्थापन, संस्थागत परामर्श, धितोपत्र प्रत्याभुती, सेयर रजिष्ट्रार र निष्काशन तथा बिक्री प्रबन्धक, आदि रहेका छन् । यस अवधिमा कुनै महत्वपूर्ण परिवर्तन भएको छैन ।

- ठ. विगत आर्थिक वर्षमा कम्पनीको आधारभूत सेयरधनीहरूले कम्पनीलाई उपलब्ध गराएको जानकारी केही नभएको ।**
- ड. विगत आर्थिक वर्षमा कम्पनीका सञ्चालक तथा पदाधिकारीहरूले लिएको सेयरको स्वामित्वको विवरण र कम्पनीको सेयर कारोबारमा निजहरू संलग्न रहेको भए सो सम्बन्धमा निजहरूबाट कम्पनीले प्राप्त गरेको जानकारी केही नभएको ।**
- ढ. विगत आर्थिक वर्षमा कम्पनीसँग सम्बन्धित सम्भौताहरूमा कुनै सञ्चालक तथा निजको नजिकको नातेदारको व्यक्तिगत स्वार्थको बारेमा उपलब्ध गराइएको जानकारीको व्यहोरा केही नभएको ।**
- ण. कम्पनीले आफ्नो सेयर आफैले खरिद गरेको भए त्यसरी आफ्नो सेयर खरिद गर्नुको कारण, त्यस्तो सेयरको संख्या र अङ्कित मूल्य तथा त्यसरी सेयर खरिद गरे बापत कम्पनीले भुक्तानी गरेको रकम कम्पनीले आफ्नो सेयर आफैले खरिद गरेको छैन ।**

त. आन्तरिक नियन्त्रण प्रणाली भए वा नभएको र भएको भए सोको विस्तृत विवरण

यस विकास बैंकले नियमक निकायहरूले तोकेको, बैकिङ्ग जगतमा विभिन्न अभ्यासहरूले उत्कृष्ट मानिएका र आफ्नै असल अनुभवहरूले प्रभावकारी देखिएका आन्तरिक नियन्त्रण प्रणालीलाई नीति र व्यवहारमा लागु गरेको छ । बैंकको संगठनात्मक ढाँचाको सर्वोच्च निकाय सञ्चालक समितिले विभिन्न माध्यमबाट आन्तरिक नियन्त्रण प्रणालीको अनुगमन गरी सुधारात्मक कार्यको लागि सुझाव दिने गरेको छ ।

सञ्चालकहरूको संयोजकत्वमा गठन गरिएका समितिहरू, व्यवस्थापन अन्तर्गत गठन भएका उपसमितिहरू, विभिन्न विभाग र निजहरूलाई तोकिएको जिम्मेवारी, कार्यालयहरूको तहगत संरचना, कार्यालय भित्र पनि विभिन्न पद र जिम्मेवारीका कर्मचारीहरूलाई तोकिएको काम, कर्तव्य र अधिकारहरूले दैनिक कार्य सञ्चालनलाई सहज र शीघ्रता प्रदान गर्नुको साथै कार्य प्रणालीमा पारदर्शिता ल्याउने प्रयास गरिएको छ ।

संस्थामा निर्देशनहरू, आन्तरिक नीतिहरू, कार्यविधिहरू र परिपत्रहरूको पालना भए नभएको जाँच गर्न संगठनात्मक संरचना तयार गरिएको छ भने भए गरेको अवस्थाको नियमित व्यवस्थापन समक्ष सूचना तथा जानकारी आउने प्रणालीको विकास गरिएको छ ।

थ. विगत आर्थिक वर्षको कुल व्यवस्थापन खर्चको विवरण

कर्मचारी खर्च	: रु. १,११०,८६३,५६९/-
कार्यालय सञ्चालन खर्च	: रु. ५७४,१९०,३६५/-
कुल व्यवस्थापन खर्च	: रु. १,६८५,०५३,९३४/-

द. लेखापरीक्षण समितिका सदस्यहरूको नामावली, निजहरूले प्राप्त गरेको पारिश्रमिक, भत्ता तथा सुविधा, सो समितिले गरेको काम कारबाहीको विवरण र सो समितिले कुनै सुझाव दिएको भए सोको विवरण :

नाम	पद	प्रति बैठक भत्ता (रु.)
श्री गजेन्द्र मान श्रेष्ठ - सञ्चालक	संयोजक	५,०००/-
श्री शालिग्राम मिश्र - सञ्चालक	सदस्य	४,५००/-
आन्तरिक लेखापरीक्षण विभाग प्रमुख	सदस्य सचिव	-



आ.व. २०७७/०७८ मा लेखापरीक्षण समितिको बैठक ६ पटक बसेको छ र समितिका पदाधिकारीहरूलाई बैठक भत्ता वापत कुल रु. ५७,०००/- भुक्तानी गरिएको छ । समितिले आन्तरिक लेखापरीक्षणको वार्षिक कार्य योजना स्वीकृत गरी सोही बमोजिम आन्तरिक लेखापरीक्षकहरूलाई कारोबारको निरीक्षण र जाँच गर्न परिचालन गर्ने, नेपाल राष्ट्र बैंक तथा वाह्य लेखापरीक्षकले दिएको प्रतिवेदनको अध्ययन र विश्लेषण गर्ने, बैंकको नीति नियम तथा सञ्चालन सम्बन्धी भए गरेका काम कुराहरूको पुनरावलोकन गर्ने, कमी कमजोरीहरू पहिचान गर्ने, सुधारात्मक सुभावहरू सञ्चालक समिति मार्फत व्यवस्थापनलाई निर्देशन दिने व्यवस्था रहेको छ । साथै, नेपाल राष्ट्र बैंक तथा वाह्य लेखापरीक्षकले दिएका प्रतिवेदन उपर विस्तृत रूपमा छलफल गरी सञ्चालक समितिलाई आवश्यक सुभाव दिएको छ । त्यसरी दिएको सुभाव उपर व्यवस्थापनले गरेको सुधारहरूको प्रमाण सहित प्रतिउत्तर लिने र सोको अध्ययन गर्ने गरेको छ ।

ध. सञ्चालक, प्रबन्ध सञ्चालक, कार्यकारी प्रमुख, कम्पनीका आधारभूत सेयरधनी वा निजको नजिकका नातेदार वा निज संलग्न रहेको फर्म, कम्पनी वा संगठीत संस्थाले कम्पनीलाई कुनै रकम बुझाउन बाँकी भए सो कुरा केही नभएको ।

न. सञ्चालक, प्रबन्ध सञ्चालक, कार्यकारी प्रमुख तथा पदाधिकारीहरूलाई भुक्तानी गरिएको पारिश्रमिक, भत्ता तथा सुविधाको रकम

सञ्चालकको नाम	पद	प्रति बैठक भत्ता (रु.)	उपस्थित बैठक संख्या
श्री भरत राज ढकाल	अध्यक्ष	१०,०००/-	२४
श्री गजेन्द्र मान श्रेष्ठ	सञ्चालक	९,०००/-	२४
श्री रबिन्द्र मान श्रेष्ठ	सञ्चालक	९,०००/-	२४
श्री शालिग्राम मिश्र	सञ्चालक	९,०००/-	२४
श्रीमती निर्मला कुमारी के.सी. (कार्की)	सञ्चालक	९,०००/-	१८
श्री श्याम सुन्दर शर्मा	स्वतन्त्र सञ्चालक	९,०००/-	२३

आ.व. २०७७/०७८ मा बैठक भत्ता स्वरूप सञ्चालकहरूलाई कुल रु. १२ लाख २१ हजार र यातायात तथा आवास, टेलिफोन, इन्टरनेट तथा पत्रपत्रिका खर्च स्वरूप रु. ६ लाख ४२ हजार २ सय ९९ भुक्तानी गरिएको छ ।

प्रमुख कार्यकारी अधिकृतलाई वार्षिक रूपमा प्रदान गरिएको पारिश्रमिक, भत्ता तथा सुविधाहरू

विवरण	रकम
तलब तथा भत्ता	६,४४७,०६६/-
सञ्चय कोष	४१७,०६९/-
विदा वापतको रकम	२३९,७००/-
बोनस	१,२६५,८०९/-
जम्मा	८,३६९,६४४/-

अन्य सुविधाहरू :

सवारी चालक एकजना, ईन्धन, सर्भिसिङ्ग, मर्मत खर्च सहित एउटा गाडी उपलब्ध गराइएको छ । यसका अलावा आवास कर्जा रु. ५९,२४,९२५/-, रु. २५,००,०००/- को दुर्घटना बीमा, र रु. ५,००,०००/- को औषधोपचार बीमा सुविधा रहेको छ । त्यसै गरी मोबाइल तथा टेलिफोन खर्च वास्तविक बिल अनुसार प्रदान गरिएको छ । दैनिक तथा भ्रमण भत्ता वापत स्वदेशमा प्रति दिन रु. २,७००/-, सार्क राष्ट्रहरूमा प्रतिदिन ७५ अमेरिकी डलर र अन्य राष्ट्रहरूमा प्रतिदिन १०० अमेरिकी डलर प्रदान गरिन्छ भने होटल, खाना, र यातायात वापतको वास्तविक खर्च अनुसारको रकम भुक्तानी गर्ने व्यवस्था रहेको छ ।

प. सेयरधनीहरूले बुझिलिन बाँकी रहेको लाभांशको रकम

रु. २६,८४६,४४५/-

फ. दफा १४१ बमोजिम सम्पत्ति खरिद वा बिक्री गरेको कुराको विवरण

यस आर्थिक वर्षमा बैंकले कम्पनी ऐन, २०६३ को दफा १४१ बमोजिम सम्पत्ति खरिद वा बिक्री गरेको छैन ।

ब. दफा १७५ बमोजिम सम्बद्ध कम्पनी बीच भएका कारोबारको विवरण

यस सम्बन्धी विवरण वार्षिक प्रतिवेदनको वित्तीय विवरणको नोटमा उल्लेख गरिएको छ ।

भ. यस ऐन तथा प्रचलित कानून बमोजिम सञ्चालक समितिको प्रतिवेदनमा खुलाउनु पर्ने अन्य कुनै कुरा

यसै प्रतिवेदनको विभिन्न खण्डहरूमा उल्लेख गरिएको ।

म. अन्य आवश्यक कुराहरू

प्रचलित ऐन तथा कानून बमोजिम सञ्चालक समितिको प्रतिवेदनमा खुलाउनु पर्ने अन्य विवरणहरू यसै प्रतिवेदनमा उल्लेख गरिएका छन् ।

मिति: २०७८ कार्तिक १२ गते



धितोपत्र दर्ता तथा निष्काशन नियमावली २०७३ को अनुसूची १५, नियम २६ को उपनियम २ संग सम्बन्धित

१. सञ्चालक समितिको प्रतिवेदन

यसै प्रतिवेदनसंग संलग्न रहेको ।

२. लेखापरीक्षकको प्रतिवेदन

यसै प्रतिवेदनसंग संलग्न रहेको ।

३. लेखापरीक्षण भएको वित्तीय विवरण

यसै प्रतिवेदनसंग संलग्न रहेको ।

४. कानूनी कारवाही सम्बन्धी विवरण

क. आ.व. २०७७/७८ मा संस्थाले वा संस्थाको विरुद्ध कुनै मुद्दा दायर भएको भए

- ▶ आ.व. २०७७/७८ मा यस विकास बैंकका विरुद्धमा सामान्य व्यवसायिक कारोबार सम्बन्धी मुद्दा वाहेक अन्य मुद्दा नरहेको ।
- ▶ यस विकास बैंकले अन्य कुनै व्यक्ति वा संस्था उपर मुद्दा दायर नगरेको र संस्था विरुद्धमा मुद्दा दायर भएको सूचना र जानकारी प्राप्त भएको छैन ।

ख. यस संस्थाका संस्थापक वा सञ्चालकले वा सञ्चालक वा सञ्चालकका विरुद्ध प्रचलित नियमको अवज्ञा वा फौजदारी अपराध गरेको वा सो सम्बन्धमा कुनै मुद्दा दायर गरेको वा भएको भए
संस्थालाई यस बारेमा कुनै सूचना तथा जानकारी प्राप्त नभएको ।

ग. कुनै संस्थापक वा सञ्चालक विरुद्ध आर्थिक अपराध गरेको सम्बन्धमा कुनै मुद्दा दायर भएको भए

संस्थाले यस प्रकृतिको कुनै मुद्दा दायर नगरेको र अन्यत्रबाट पनि कुनै मुद्दा दायर भएको विषयमा सम्बन्धित अदालत वा कार्यालयबाट कुनै सूचना वा जानकारी प्राप्त नभएको ।

५. संगठित संस्थाको सेयर कारोबार तथा प्रगतिको विवरण

क. धितोपत्र बजारमा भएको संगठित संस्थाको सेयरको कारोबार सम्बन्धमा व्यवस्थापनको धारणा

यस विकास बैंकको सेयरहरू नेपाल स्टक एक्सचेन्जमा सूचिकृत भई नेपाल धितोपत्र बोर्डको रेखदेखमा खुल्ला बजारले निर्धारण गरेको मूल्य बमोजिम कारोबार भैरहेका छन् । समकक्षी विकास बैंकहरू तथा केही वाणिज्य बैंकहरूको भन्दा यस विकास बैंकको प्रति सेयर बजार मूल्य केही बढी रहेको देखिन्छ । यसबाट बैंक प्रति सर्वसाधारण लगानीकर्ताहरूको विश्वास बढी रहेको अनुमान गर्न सकिन्छ ।

ख. गत वर्षको त्रैमासिक रूपमा सेयरको विवरण

आ.व. २०७७/७८ मा भएको यस विकास बैंकको सेयर कारोबारको विवरण नेपाल स्टक एक्सचेन्ज लिमिटेडको वेवसाइट www.nepalstock.com.np बाट साभार गरिएको छ । सो वेवसाइटमा उल्लेख भए अनुसार कारोबारको विवरण यस प्रकार रहेको छ ।

विवरण	प्रथम त्रैमास	द्वितीय त्रैमास	तृतीय त्रैमास	चौथो त्रैमास
अधिकतम मूल्य (रु.)	३८५	४६३	४४४	७४५
न्यूनतम मूल्य (रु.)	३०७	३१५	३६७	४०९
अन्तिम मूल्य (रु.)	३५४	३७७	४३१	६५७
कारोबार सेयर संख्या	२,५२६,४०४	४,०२६,६६४	४,४४९,७१६	१०,६९२,७२७
कारोबार संख्या	१२,५६३	१८,५४४	२५,२१४	६५,९२५
कारोबार भएको दिन	६४	५८	५९	६५

६. समस्या तथा चुनौतीहरू

क. आन्तरिक समस्या तथा चुनौतीहरू

समीक्षा अवधिमा २३ ओटा नयाँ शाखाहरू सञ्चालनमा ल्याउन र सोही अनुरूप कर्मचारी परिचालन गर्न केही असहज भएको थियो । त्यसै गरी आ.व २०७७/०७८ मा सार्वजनिक यातायातहरू सुचारु नभएकोले बैंकले केन्द्रीय कार्यालयबाट शाखा कार्यालयहरूमा पठाउने भौतिक सामग्रीहरू जस्तै: छपाईसंग सम्बन्धित स्टेशनरीहरू, प्रवर्द्धनात्मक सामग्रीहरू दुवानीमा असहज भयो । यसको अलावा, पुनर्निर्माण गर्नु पर्ने शाखाहरू समयमा निर्माण गर्न सकिएन भने साईनबोर्ड तथा फर्निचर मर्मत सम्बन्धी कार्यहरू बन्दाबन्दीको कारणले ढिलाई हुन गएको थियो ।

केही दुर्गम स्थानहरूमा रहेका शाखाहरूमा विद्युत आपूर्ति र ईन्टरनेटको समस्या पटक पटक देखिएको छ । सोको बैकल्पिक व्यवस्था गर्न बैंकलाई चुनौतीपूर्ण रहेको छ ।

ख. वाह्य समस्या तथा चुनौतीहरू

आ.व. २०७७/७८ मा अधिक तरलताको अवस्था समाना गर्नु परेको थियो । कर्जा मागमा कमी र प्रसस्त तरलताले आम्दानी व्यवस्थापनमा केही कठिनाई देखिएको थियो । नेपाली वित्तीय बजारको प्रतिस्पर्धा, नयाँ नयाँ विभिन्न नीतिगत व्यवस्थाहरूले कार्य सञ्चालनमा अनुकूलनता व्यवस्थापन गर्दै अगाडि बढ्नु पर्ने अवस्था सिर्जना भएको थियो । कतिपय सेवा प्रवाहमा वाह्य पक्षसंगको निर्भरताले तोकिएको समयमा अपेक्षाकृत नतिजा ल्याउन कठिनाई भएको थियो ।

ग. रणनीतिहरू

उल्लेखित आन्तरिक तथा वाह्य समस्या र चुनौतीहरूलाई व्यवस्थापनले उचित तवरले समाधान गरेको छ । कतिपय समस्या तथा चुनौतीहरू पूर्वअनुमान गरिए बमोजिम भएकोले त्यस्ता समस्याहरूले खासै असर गरेन । तर, अनपेक्षित घटना तथा परिघटनाहरूबाट हुन सक्ने जोखिम र क्षति न्यूनीकरणको लागि व्यवस्थापनले तत्काल विभिन्न वैकल्पिक उपायहरूको खोजी गरी समाधान गरेको छ । बैंकमा सकेसम्म दीगो रूपमा नै समस्याहरू नआउने गरी कार्य गर्ने परिपाटीको विकास गरिएको छ । संभावित समस्या तथा चुनौतीहरूको आँकलन, सोको असर र व्यवस्थापनको पूर्व तयारीलाई उच्चतम जोड दिइएको छ ।

७. संस्थागत सुशासन

संस्थागत सुशासन अभिवृद्धिका लागि व्यवस्थापनद्वारा चालिएका कदमहरू सम्बन्धी विवरणहरू:

संस्थागत सुशासनलाई यस विकास बैंकले उच्चमहत्व दिएको छ । नियमनकारी निकायहरूद्वारा जारी गरिएका निर्देशनहरूको पूर्ण पालना, सञ्चालक समिति लगायत उच्च व्यवस्थापन र अन्य व्यवस्थापकीय कर्मचारीहरूद्वारा पालना र अनुगमन, सहभागितात्मक निर्णय प्रकृया, पारदर्शिता र सम्पूर्ण कर्मचारीहरूमा यसको अभ्यास अवलम्बन गरेको छ । संस्थागत सुशासनलाई पालना र कार्यान्वयनमा मात्र सीमित नराखी यसको मापन र अनुगमन गर्ने परिपाटीको विकास गरिएको छ । कुनै पनि विषयमा निर्णय लिनु अघि विभिन्न तहगत सूचना प्रणालीको व्यवस्था गरिएकोले छलफल गरी निष्कर्षमा पुग्ने गरिन्छ । सञ्चालक समिति लगायत व्यवस्थापनले यसको अभ्यास दैनिक रूपमा गर्ने गरेको छ । सुशासन र पारदर्शिता कुनै एक वर्ग र तहमा मात्र सीमित नराखी हरेक कर्मचारीहरूले यसको अभ्यास गर्ने गराउने गरिएको छ ।

अन्य विवरण

१. नियम २६ को उपनियम (५) सँग सम्बन्धित विशेष घटना वा परिस्थिति सम्बन्धी विवरण

१. संगठित संस्थाको विनियममा संशोधन : नभएको ।

२. संगठित संस्थाको सञ्चालक वा उच्च व्यवस्थापकीय तहका अधिकृतको परिवर्तन :

क. सञ्चालकको पदावधि समाप्त भएको : यस अवधिमा कुनै पनि सञ्चालकको पदावधि समाप्त भएको छैन ।

ख. सञ्चालक समितिबाट राजिनामा दिनु भएको : नभएको ।

ग. सञ्चालक समितिमा नयाँ नियुक्ति : आ. व. २०७७/७८ मा स्वतन्त्र सञ्चालक श्री श्याम सुन्दर शर्मा मिति २०७७/०४/१६ गते सञ्चालक समितिद्वारा नियुक्त हुनु भएको छ । उहाँ वाहेक अन्य सञ्चालकहरू मिति २०७६ मंसिर ३० गते सम्पन्न तेन्हाँ साधारण सभाबाट सर्वसम्मत चयन हुनु भएको हो ।

घ. उच्च व्यवस्थापकीय तहबाट राजिनामा दिनु भएको: नभएको ।

ङ. उच्च व्यवस्थापकीय तहमा नयाँ नियुक्ति: नभएको ।

३. लाभांश घोषणा वा पूँजी संरचनामा परिवर्तन :

हाल रहेको चुक्ता पूँजी रु. ४ अर्ब ८१ करोड १५ लाख ५० हजार ८ सय ३ र पैसा १८ मा यस साधारण सभाले प्रस्तावित १७.५७५ प्रतिशत बोनस लाभांश पारित भएमा चुक्ता पूँजी रु. ५ अर्ब ६५ करोड ७१ लाख ८० हजार ८ सय ५६ र ८४ पैसा पुग्नेछ ।



२. विवरणपत्रमा प्रक्षेपण गरिएका र लेखापरीक्षण भएको विवरणहरूमा पन्ध्र प्रतिशत वा सो भन्दा बढी फरक सम्बन्धी विवरण

१. वासलातमा भएको फरक

रु. दश लाखमा

विवरण	प्रक्षेपित आ.व. २०७७/७८	लेखापरीक्षण गरिएको आ.व. २०७७/७८	फरक %	कैफियत
सम्पत्ति				
नगद तथा नगद समान	६,४०४.००	६,२६९.७२	-२.१०%	-
नेपाल राष्ट्र बैंकमा रहेको मौज्दात	२,६९३.००	२,५६४.७५	-४.७६%	-
बैंक तथा वित्तीय संस्थामा रहेको मौज्दात	-	-	-	-
व्युत्पन्न वित्तीय उपकरण	-	-	-	-
अन्य व्यापारिक सम्पत्तिहरू	-	-	-	-
बैंक तथा वित्तीय संस्थालाई कर्जा तथा सापट	४,४५०.००	३,४८३.६९	-२१.७२%	लघुवित्त वित्तीय संस्थालाई प्रक्षेपित भन्दा कम कर्जा प्रवाह भएकाले ।
ग्राहकलाई कर्जा सापटी	७१,९८६.००	७२,९९९.२५	१.३०%	-
सुरक्षणपत्रमा लगानी	१२,६७०.००	१४,५९३.४०	१४.५५%	-
चालु आ.व. को कर सम्पत्ति	१०.००	४४.३०	३४२.९८%	यस वर्षको कर समायोजन भएको ।
सहायक कम्पनीमा लगानी	११७.५०	११७.५०	-	-
सम्बद्ध कम्पनीमा लगानी	११७.००	१०४.९९	-१०.३४%	-
सम्पत्तिमा लगानी	-	-	-	-
सम्पत्ति तथा उपकरण	९९३.४०	८९३.७८	-१०.९९%	-
ख्याति तथा अमूर्त सम्पत्ति	१५.००	८.३५	-४४.३४%	प्रक्षेपित भन्दा कम सफ्टवेयर खरिद भएको ।
स्थगन कर सम्पत्ति	३५.००	५५.०२	५७.१९%	यस वर्षको कर समायोजन ।
अन्य सम्पत्तिहरू	२६५.८०	२३७.१४	-१०.७८%	-
जम्मा सम्पत्तिहरू	९९,६७६.७०	१०९,१३९.७२	-१.४४%	-
दायित्वहरू				
बैंक तथा वित्तीय संस्थालाई तिर्न बाँकी	४,१००.००	५,४१९.५९	-२४.३५%	वित्तीय संस्थाबाट प्रक्षेपित भन्दा बढी निक्षेप सकलन् भएको ।
नेपाल राष्ट्र बैंकलाई तिर्न बाँकी	६००.००	८३२.४५	-२७.९२%	माग भए बमोजिम बैंकले ने.रा.बैंक बाट प्रक्षेपित भन्दा बढी पुनरकर्जा लिएर ग्राहकलाई कर्जा दिएकाले ।
व्युत्पन्न वित्तीय उपकरण	-	-	-	-
ग्राहकबाट निक्षेप	८५,४७०.००	८६,९०२.९९	-१.६५%	-
तिर्न बाँकी सापटी	-	-	-	-
यस आ.व. को कर दायित्व	-	-	-	-
व्यवस्थाहरू	३.७३	३.७३	-	-
स्थगन कर दायित्व	-	-	-	-
अन्य दायित्वहरू	१,२३९.२५	१,१४९.४८	८.५७%	-
जारी गरिएको ऋण पत्र	१,२५०.००	-	१००.००%	ऋणपत्र निष्काशन श्रावण २०७८ मा भएकोले ।
सुरक्षण नराखिएको सहायक आवधिक दायित्व	-	-	-	-
जम्मा दायित्वहरू	९२,६६२.९८	९४,३००.९६	-१.७४%	-

क्रमश..

विवरण	प्रक्षेपित आ.व. २०७७/७८	लेखापरीक्षण गरिएको आ.व. २०७७/७८	फरक %	कैफियत
इक्विटी				
सेयर पूँजी	४,८११.५५	४,८११.५५	-	-
सेयर प्रिमियम	-	-	-	-
संचित मुनाफा	९३१.४८	८९६.३२	३.९२%	-
जगेडा कोष	१,२७०.६९	१,१२३.७०	१३.०८%	-
सेयर धनीहरूलाई बाँडफाँड योग्य पूँजी	७,०१३.७२	६,८३१.५६	१७.००%	-
गैर नियन्त्रण स्वार्थ	-	-	-	-
कुल पूँजी	७,०१३.७२	६,८३१.५६	२.६७%	-
कुल दायित्व तथा पूँजी	९९,६७६.७०	१०१,१३१.७२	-१.४४%	-

२. नाफा नोक्सान विवरणमा भएको फरक

रु. दश लाखमा

विवरण	प्रक्षेपित आ.व. २०७७/७८	लेखापरीक्षण गरिएको आ.व. २०७७/७८	फरक %	कैफियत
ब्याज आम्दानी	७,४६७.५०	७,५८३.६५	-१.५३%	-
ब्याज खर्च	४,७६३.५९	४,७९५.०१	-०.६६%	-
खुद ब्याज आम्दानी	२,७०३.९१	२,७८८.६४	-३.०४%	-
शुल्क तथा कमिशन आम्दानी	६३४.०९	६०५.०२	४.८०%	-
शुल्क तथा कमिशन खर्च	२४.३०	३२.०७	-२४.२२%	अन्य संचालन खर्चमा समायोजन भएकाले ।
खुद शुल्क तथा कमिशन आम्दानी	६०९.७९	५७२.९५	६.४३%	-
खुद व्याज, शुल्क तथा कमिशन आम्दानी	३,३१३.७०	३,३६१.५९	-१.४२%	-
खुद व्यापारिक आम्दानी	४.५०	६.२४	-२७.९९%	वैदेशिक मुद्रा सटही आम्दानी बृद्धि भएकाले ।
अन्य संचालन आम्दानी	४००.००	४२२.२०	-५.२६%	-
कुल संचालन आम्दानी	३,७१८.२०	३,७९०.०३	-१.९०%	-
कर्जा तथा अन्य नोक्सानीको जोखिम व्यवस्था/(फिर्ता)	२६४.६६	४९५.२७	-४६.५६%	ने.रा.बैंकको कर्जा जोखिम व्यवस्था सम्बन्धी निर्देशनमा परिवर्तन आएकाले ।
खुद संचालन आम्दानी	३,४५३.५४	३,२९४.७६	४.८२%	-
संचालन खर्च				
कर्मचारी खर्च	१,०१०.११	१,११०.८६	-९.०७%	-
अन्य संचालन खर्च	४९३.००	३९७.४१	२४.०५%	बैंकको प्रशासनिक खर्च कम भएकाले ।
हासकट्टि र परिशोधन	१५०.००	१४४.७२	३.६५%	-
संचालन नाफा	१,८००.४३	१,६४१.७७	९.६६%	-
गैर संचालन आम्दानी	-	१४.१८	-१००.००%	युरोपियन माइक्रोफाइनेन्स अवार्ड वापत प्राप्त भएको रकम ।
गैर संचालन खर्च	-	-	-	-
आयकर अधिको मुनाफा	१,८००.४३	१,६५५.९५	८.७२%	-
आयकर खर्च	५५०.४३	४९९.५२	१०.१९%	-
यस वर्षको नाफा	१,२५०.००	१,१५६.४४	८.०९%	-
प्रति सेयर आम्दानी	२५.९८	२४.०३	८.०९%	-



संस्थागत सुशासन सम्बन्धी वार्षिक अनुपालना प्रतिवेदन (आर्थिक वर्ष २०७७/७८)

सञ्चालक समिति सम्बन्धी विवरण :

क्र.सं.	सञ्चालकहरूको नाम तथा ठेगाना	प्रतिनिधित्व भएको समूह	सेयर संख्या (प्रतिशतमा)	पछिल्लो पटक नियुक्ति भएको मिति	सञ्चालक नियुक्तिको तरिका (विधि)
१	श्री भरत राज ढकाल ठेगाना: आँधिखोला गा.पा.-६, स्याङ्जा	संस्थापक	१.५६	२०७६/०८/३०	वार्षिक साधारणसभाबाट सर्वसम्मत निर्वाचित
२	श्री गजेन्द्र मान श्रेष्ठ ठेगाना: बिदुर न.पा.-९, नुवाकोट	संस्थापक	०.९१	२०७६/०८/३०	वार्षिक साधारणसभाबाट सर्वसम्मत निर्वाचित
३	श्री रबिन्द्र मान श्रेष्ठ ठेगाना: पुतलीबजार न.पा.-१, स्याङ्जा	संस्थापक	०.२२	२०७६/०८/३०	वार्षिक साधारणसभाबाट सर्वसम्मत निर्वाचित
४	श्री शालिग्राम मिश्र ठेगाना: काठमाडौं म.न.पा.-२९, घट्टेकुलो, काठमाडौं	सर्वसाधारण	०.०१	२०७६/०८/३०	वार्षिक साधारणसभाबाट सर्वसम्मत निर्वाचित
५	श्रीमती निर्मला कुमारी के.सी. (कार्की) ठेगाना: काठमाडौं म.न.पा.-१६, बालाजु, काठमाडौं	सर्वसाधारण	०.०१	२०७६/०८/३०	वार्षिक साधारणसभाबाट सर्वसम्मत निर्वाचित
६	श्री श्याम सुन्दर शर्मा ठेगाना: काठमाडौं म.न.पा.-३, बसुन्धारा, काठमाडौं	स्वतन्त्र	-	२०७७/०४/१६	सञ्चालक समितिको बैठकबाट

आव. २०७७/०७८ मा बसेको सञ्चालक समितिको बैठक सम्बन्धी विवरण

क्र.सं.	बैठक नं.	बैठक भएको मिति	बैठकको किसिम (भौतिक/भर्चुअल)	उपस्थित संख्या	अनुपस्थित सञ्चालक
१	२३१	२०७७/०४/०९	भौतिक	४	श्री निर्मला कुमारी के.सी. (कार्की)
२	२३२	२०७७/०४/१६	भौतिक	४	श्री निर्मला कुमारी के.सी. (कार्की)
३	२३३	२०७७/०४/२८	भौतिक	५	श्री निर्मला कुमारी के.सी. (कार्की)
४	२३४	२०७७/०५/१५	भर्चुअल	५	श्री निर्मला कुमारी के.सी. (कार्की)
५	२३५	२०७७/०६/२६	भौतिक	५	श्री निर्मला कुमारी के.सी. (कार्की)
६	२३६	२०७७/०७/०६	भौतिक	५	श्री निर्मला कुमारी के.सी. (कार्की)
७	२३७	२०७७/०८/१५	भौतिक	६	
८	२३८	२०७७/०८/२१	भौतिक	६	
९	२३९	२०७७/०९/०३	भौतिक	६	
१०	२४०	२०७७/०९/१३	भौतिक	६	
११	२४१	२०७७/०९/१७	भौतिक	६	
१२	२४२	२०७७/०९/१९	भौतिक	६	
१३	२४३	२०७७/१०/०४	भौतिक	६	
१४	२४४	२०७७/१०/०९	भौतिक	६	
१५	२४५	२०७७/१०/१९	भौतिक	६	
१६	२४६	२०७७/११/११	भौतिक	६	
१७	२४७	२०७७/११/२०	भौतिक	५	श्री श्याम सुन्दर शर्मा
१८	२४८	२०७७/१२/०५	भौतिक	६	
१९	२४९	२०७७/१२/२०	भौतिक	६	
२०	२५०	२०७८/०१/१४	भर्चुअल	६	
२१	२५१	२०७८/०१/२२	भर्चुअल	६	
२२	२५२	२०७८/०२/१७	भर्चुअल	६	
२३	२५३	२०७८/०३/०९	भौतिक	६	
२४	२५४	२०७८/०३/१६	भर्चुअल	६	

नोट: १. उपरोक्त बैठकहरूमा कुनै पनि सञ्चालकको फरक मत नरहेको ।

२. मिति २०७७/०४/१६ गते सम्म ५ जना मात्रै सञ्चालक रहेकोमा स्वतन्त्र सञ्चालकको नियुक्ति पछि सञ्चालकहरूको संख्या ६ जना भएको ।

- ▶ कुनै सञ्चालक समितिको बैठक आवश्यक गणपूरक संख्या नपुगी स्थगित भएको भए सोको विवरण : नभएको ।
- ▶ सञ्चालक समितिको बैठकमा उपस्थित सञ्चालकहरू, छलफल भएको विषय र तत्सम्बन्धमा भएको निर्णयको विवरण (माइन्सुट) को छुट्टै अभिलेख राखे/नराखेको : राखेको
- ▶ सञ्चालक समितिको लगातार बसेको २ वटा बैठकको अधिकतम अन्तर (दिनमा) : बढीमा ४२ दिनसम्म रहेको ।
- ▶ सञ्चालक समितिको प्रति बैठक भत्ता : अध्यक्ष रु. १०,०००/- र सञ्चालक रु. ९,०००/-
- ▶ समितिको कुल बैठक खर्च (बैठक भत्ता तथा अन्य खर्च समेत): रु. २,९६७,६४८/-

सञ्चालकहरूको आचरण तथा अन्य विवरण:

- ▶ सञ्चालकको आचरण सम्बन्धमा सम्बन्धित संस्थाको आचार संहिता भए/नभएको : विकास बैंकको छुट्टै आचारसंहिता नभएको, बैंक तथा वित्तीय संस्था सम्बन्धी ऐन, एकीकृत निर्देशन, कम्पनी ऐन, धितोपत्र सम्बन्धी ऐन र विकास बैंकको नियमावलीमा उल्लेख भए बमोजिमका आचरण सम्बन्धी व्यवस्थाको पालना भएको ।

▶ एकाघर परिवारको एक भन्दा बढी सञ्चालक भए सो सम्बन्धी विवरण: नभएको ।

सञ्चालकहरूको वार्षिक रूपमा सिकाई तथा पुनर्ताजगी कार्यक्रम सम्बन्धी विवरण:

क्र.सं.	विषय	मिति	सहभागी सञ्चालकको संख्या	तालिम सञ्चालन भएको स्थान
१	Director's Orientation Program	२०७७ चैत २१	६	चन्द्रागिरी हिल्स रिसोर्ट

प्रत्येक सञ्चालकले आफू सञ्चालक पदमा नियुक्त वा मनोनयन भएको पन्ध्र दिनभित्र देहायका कुराको लिखित जानकारी गराएको/नगराएको र नगराएको भए सोको विवरण:

- ▶ संस्थासंग निज वा निजको एकाघरको परिवारको कुनै सदस्यले कुनै किसिमको करार गरेको वा गर्न लागेको भए सोको विवरण,
- ▶ निज वा निजको एकाघरको परिवारको कुनै सदस्यले संस्था वा सो संस्थाको मुख्य वा सहायक कम्पनीमा लिएको सेयर वा डिभेन्चरको विवरण,
- ▶ निज अन्य कुनै संगठित संस्थाको आधारभूत सेयरधनी वा सञ्चालक रहेको भए त्यसको विवरण,
- ▶ निजको एकाघरको परिवारको कुनै सदस्य संस्थाको पदाधिकारी वा कर्मचारीको हैसियतमा काम गरिरहेको भए सोको विवरण,
- ▶ सञ्चालकले उस्तै प्रकृतिको उद्देश्य भएको सूचिकृत संस्थाको सञ्चालक, तलबी पदाधिकारी, कार्यकारी प्रमुख वा कर्मचारी भई कार्य गरेको भए सोको विवरण,
- ▶ सञ्चालकहरूलाई नियमनकारी निकाय तथा अन्य निकायहरूबाट कुनै कारवाही गरिएको भए सोको विवरण,

नोट: उल्लेखित विवरणहरू उपलब्ध गराएको र प्राप्त विवरण अनुसार कुनै कैफियत नरहेको ।

संस्थाको जोखिम व्यवस्थापन तथा आन्तरिक नियन्त्रण प्रणाली सम्बन्धी विवरण:

क. जोखिम व्यवस्थापनको लागि कुनै समिति गठन भए/नभएको, गठन नभएको भए सोको कारण: गठन भएको ।

ख. जोखिम व्यवस्थापन समिति सम्बन्धी जानकारी:

समितिको संरचना (संयोजक तथा अन्य सदस्यहरूको नाम र पद):

श्री रविन्द्र मान श्रेष्ठ	: संयोजक
लेखापरीक्षण समितिका संयोजक	: पदेन सदस्य
प्रमुख सञ्चालन अधिकृत	: सदस्य
जोखिम व्यवस्थापन विभाग प्रमुख	: सदस्य सचिव

ग. आन्तरिक नियन्त्रण कार्यविधि भए/नभएको: विकास बैंकले आन्तरिक नियन्त्रण प्रणालीलाई प्रभावकारी बनाउनको लागि विभिन्न आन्तरिक कार्यविधिहरू बनाई लागु गरेको छ ।



घ. आन्तरिक नियन्त्रण प्रणालीको लागि कुनै समिति गठन भए/नभएको, गठन नभएको भए सोको कारण

लेखापरीक्षण समितिको संरचना (संयोजक तथा अन्य सदस्यहरूको नाम र पद):

श्री गजेन्द्र मान श्रेष्ठ	: संयोजक
श्री शालिग्राम मिश्र	: सदस्य
श्री ईश्वर बुढाथोकी	: सदस्य सचिव, विभागीय प्रमुख, आन्तरिक लेखापरीक्षण विभाग

आन्तरिक नियन्त्रण प्रणाली समिति सम्बन्धी विवरण

आन्तरिक नियन्त्रण प्रणालीलाई प्रभावकारी बनाउनको लागि विकास बैंकमा सञ्चालक स्तरीय विभिन्न समितिहरू गठन भएका छन् । ती समितिहरू आ-आफ्नो जिम्मेवारी अनुसार सक्रिय रहेका छन् । समितिको समय समयमा बैठकहरू बस्ने र सो बैठकको निर्णय तथा आवश्यक सुभावहरू सञ्चालक समितिलाई दिने गरेको छ ।

सञ्चालक स्तरीय समितिहरूको विवरण

समितिको नाम	संयोजक	बैठक संख्या	समितिको कार्य सम्बन्धी छोटो विवरण
लेखापरीक्षण समिति	श्री गजेन्द्र मान श्रेष्ठ	६	विकास बैंकको वित्तीय प्रतिवेदनको अनुगमन, लेखापरीक्षण प्रक्रियालाई चुस्त, दुरुस्त र अद्यावधिक राख्न सहजीकरण गर्ने, लेखापरीक्षकको नियुक्तिको सिफारिस र संस्थाको आन्तरिक नियन्त्रण कार्यलाई सबल र प्रभावकारी बनाउने तथा सञ्चालक समिति समक्ष लेखापरीक्षण सम्बन्धी सुभावहरू सिफारिस गर्ने ।
जोखिम व्यवस्थापन समिति	श्री रबिन्द्र मान श्रेष्ठ	५	संस्थाको व्यवसाय सञ्चालनको क्रममा उत्पन्न हुनसक्ने आर्थिक तथा गैर-आर्थिक जोखिमहरूलाई न्यूनीकरणका लागि आवश्यक रणनीति तयार गर्ने, विकास बैंकको जोखिम मापन गर्ने, जोखिमबाट सिर्जना हुन सक्ने हानी नोक्सानीको अनुमान गर्ने र न्यूनीकरणको लागि सञ्चालक समिति समक्ष सुभावहरू पेश गर्ने ।
सम्पत्ति शुद्धिकरण निवारण सम्बन्धी समिति	श्री शालिग्राम मिश्र	४	सम्पत्ति शुद्धिकरणलाई नियन्त्रण तथा आतंककारी क्रियाकलापमा वित्तीय लगानी निरुत्साहित गर्नका लागि रणनीति तयार गर्ने, विकास बैंकको कारोबारमा त्यस प्रकारका गतिविधि हुन नदिन सजगता अपनाउने र सोको प्रतिवेदन, सुभाव तथा सिफारिस सञ्चालक समितिमा पेश गर्ने ।
कर्मचारी सेवासुविधा समिति	श्री निर्मला कुमारी के.सी. (कार्की)	२	कर्मचारीसंग सम्बन्धित सेवा सुविधाहरूको समयानुकूल संसोधन तथा परिमार्जनको लागि सञ्चालक समिति समक्ष सुभाव पेश गर्ने ।

ङ. आर्थिक प्रशासन विनियमावली भए/नभएको : भएको ।

संस्थागत संरचना र कर्मचारी सम्बन्धी विवरण:

क. कर्मचारीहरूको संरचना, पदपूर्ति, वृत्ति विकास, तालिम, तलब, भत्ता तथा अन्य सुविधा, हाजिर र विदा, आचारसंहिता लगायतका कुराहरू समेटिएको कर्मचारी सेवा शर्त विनियमावली/व्यवस्था भए नभएको : भएको ।

ख. सांगठनिक संरचना भए नभएको : भएको, यसै प्रतिवेदनमा प्रस्तुत गरिएको छ ।

ग. उच्च व्यवस्थापन तहका कर्मचारीहरूको नाम, शैक्षिक योग्यता तथा अनुभव सम्बन्धी विवरण:

क्र.सं.	नाम	पद	शैक्षिक योग्यता	अनुभव
१	श्री प्रद्युमन पोखरेल	प्रमुख कार्यकारी अधिकृत	स्नातकोत्तर	२८ वर्ष (बैकिङ्ग)
२	श्री समिर शेखर बज्राचार्य	नायव प्रमुख कार्यकारी अधिकृत	स्नातकोत्तर	२३ वर्ष (विकास आयोजना तथा बैकिङ्ग)
३	श्री तिल बहादुर गुरुङ्ग	सहायक नायव प्रमुख कार्यकारी अधिकृत	स्नातकोत्तर	२२ वर्ष (बैकिङ्ग)
४	श्री गोविन्द बहादुर राउत	सहायक प्रमुख कार्यकारी अधिकृत	स्नातकोत्तर	२७ वर्ष (लघुवित्त तथा विकास आयोजना)

घ. कर्मचारी सम्बन्धी अन्य विवरण :

विवरण	अवस्था
संरचना अनुसार कर्मचारी पदपूर्ति गरे/नगरेको	गरेको
नयाँ कर्मचारीहरूको पदपूर्ति गर्दा अपनाएको प्रक्रिया	राष्ट्रियस्तरको पत्रिकाको साथै बैंकको वेवसाईट र आधिकारिक सामाजिक सञ्जाल मार्फत विज्ञापन प्रकाशित गरी आवश्यकता अनुसार लिखित तथा मौखिक परिक्षा मध्ये दुवै वा कुनै एक माध्यमबाट उपयुक्त र योग्य उम्मेदवारलाई छनौट गरी पदपूर्ति गर्ने गरिएको । ट्यालेन्ट हण्टबाट नियुक्त गरिने कर्मचारीको हकमा मौखिक परिक्षाको माध्यमबाट पदपूर्ति गर्ने गरिएको छ ।
व्यवस्थापन स्तरका कर्मचारीको संख्या	३२
कुल कर्मचारी संख्या	१,५४७
कर्मचारीहरूको सकसेसन प्लान भए/नभएको	भएको
आ.व. २०७७/०७८ मा कर्मचारीहरूलाई दिईएको तालिम	२७ ओटा भौतिक रूपमा सञ्चालित तालिममा कुल ७६७ जना कर्मचारीहरू सहभागिता भएको ।
आ.व. २०७७/०७८ को कर्मचारी तालिम खर्च (रु.)	३४,३७,८७७/-
संचालन खर्चमा कर्मचारी खर्चको प्रतिशत	६५.९२%
कुल कर्मचारी खर्चमा कर्मचारी तालिम खर्चको प्रतिशत	०.३१%





**मुक्तिनाथ विकास बैंक लिमिटेडको
एकीकृत वित्तीय विवरण**

CSC & Co

Chartered Accountants

Mahamati Bhawan
 175, Gairidhara Marg, Gairidhara
 PO Box: 4861, Kathmandu, Nepal
 Tel: +977-1-4004580, 4004581, 4004582
 Fax: +977-1-4004578
 E-mail: csc@cscnepal.com
 Web: www.cscnepal.com

Independent Auditor's Report

To the Shareholders of Muktinath Bikas Bank Limited

Report on the Audit of Consolidated Financial Statements

Opinion

We have audited the accompanying consolidated financial statements of Muktinath Bikas Bank Limited ("the Bank") and its subsidiary ("the group") and its associates, which comprise the consolidated statement of financial position as at 31st Ashad 2078 (July 15, 2021), the consolidated statement of profit or loss, the consolidated statement of other comprehensive income, the consolidated statement of changes in equity and the consolidated statement of cash flows for the year then ended, and a summary of significant accounting policies and explanatory information (hereafter referred to as "the consolidated financial statements").

In our opinion, the accompanying consolidated financial statements present fairly, in all material respects, the consolidated financial position of the Group and its associates as on Ashad 31, 2078 (July 15, 2021), its consolidated financial performance and its consolidated cash flows for the year then ended in accordance with Nepal Financial Reporting Standards (NFRS).

Basis of Opinion

We conducted our audit in accordance with Nepal Standards on Auditing (NSA). Our responsibilities under those Standards are further described in the Auditor's Responsibilities for the Audit of the Financial Statements section of our report. We are independent of the Group in accordance with The Institute of Chartered Accountants of Nepal's (ICAN's) Handbook of Code of Ethics for Professional Accountants together with the ethical requirements that are relevant to our audit of the financial statements, and we have fulfilled our other ethical responsibilities in accordance with these requirements and the ICAN's Handbook of Code of Ethics for Professional Accountants. We believe that the audit evidence we have obtained is sufficient and appropriate to provide a basis for our opinion.

Key Audit Matters

Key audit matters are those matters that, in our professional judgment, were of most significance in our audit of financial statements of the financial year ended on 31 Ashad 2078 (15 July 2021). These matters were addressed in the context of our audit of the financial statements as a whole, and in forming our opinion thereon, and we do not provide a separate opinion on these matters.

Key Audit Matters	How our Audit addressed the Key Audit Matters
1. Identification of and provisioning for non-performing assets (NPA) on loan and advances	
The Bank has net advances amounting to Rs. 7,640 crores as at 31 Ashad 2078. Identification of and provisioning for non-performing assets (loans) in accordance with NFRS and relevant prudential norms issued by the Nepal Rastra Bank (NRB) in respect of income recognition, asset classification and provisioning pertaining to advances (herein after referred as "NRB Directives") is a key audit matter due to the current processes at the Bank which requires manual interventions, management estimates and	Our audit approach included testing the design, operating effectiveness of internal controls and substantive audit procedures in respect of income recognition, asset classification and provisioning pertaining to advances. In particular: <ul style="list-style-type: none"> we have evaluated and understood the Bank's internal control system in adhering to the relevant NRB Directives regarding income recognition, asset classification and provisioning pertaining to advances.



Key Audit Matters	How our Audit addressed the Key Audit Matters
<p>judgement and level of regulatory and other stakeholders focus. Accordingly, our audit was focused on income recognition, asset classification and provisioning pertaining to advances due to the materiality of the balances and associated impairment provisions. (Refer note 4.6 and 4.7 read with 3.4 (e) of the financial statements)</p>	<ul style="list-style-type: none"> • we have analyzed and understood key IT systems/ applications used and tested the operational effectiveness of relevant controls, including involvement of manual process and manual controls in relation to income recognition, asset classification and provisioning pertaining to advances. • we test checked advances to examine the validity of the recorded amounts, loan documentation, examined the statement of accounts, indicators of impairment, impairment provision for non-performing assets, and compliance with income recognition, asset classification and provisioning pertaining to advances; and • we evaluated the past trends of management judgement, governance process and review controls over impairment provision calculations and discussed the provisions made with senior management including the Chief Executive Officer, Chief Financial Officer, Head - Business Expansion and Head – Risk Management. <p>Our Result: We considered the identification of Non-Performing Advances and their provisioning to be acceptable.</p>
<p>Information Technology (IT) Systems used in the financial reporting process</p>	
<p>The Bank's operational and financial processes are dependent on IT systems to manage large volume of transactions that are processed daily. Accordingly, our audit was focused on key IT systems and controls due to the pervasive impact on the financial statements and hence considered as a key audit matter.</p>	<p>We conducted an assessment and identified key IT applications, databases and operating systems that are relevant to our audit and have identified Core Banking Solution (CBS) primarily as relevant for financial reporting. Our audit approach consisted testing of the design and operating effectiveness of the internal controls and substantive testing as follows:</p> <ul style="list-style-type: none"> • obtained an understanding of the Bank's IT control environment, IT policies and key changes during the audit period. • reviewed the design, implementation, and operating effectiveness of the Bank's General IT controls over the key IT systems that are critical to financial reporting on test check basis. • tested key automated and manual business cycle controls and logic for system generated reports relevant to the audit on test check basis. • reviewed the IS Audit Reports and discussed with IT team on compliance to key IS Controls. <p>Our Result: We considered the information technology systems and their relevant controls to be adequate.</p>

Other Information

We have nothing to report on the other information in the Annual Report. The directors are responsible for the other information presented in the Bank's Annual Report and Accounts 2077-78 (2020-21) together with the Financial Statements. Our opinion on the Financial Statements does not cover the other information and, accordingly, we do not express an audit opinion or, except as explicitly stated below, any form of assurance conclusion thereon. Our responsibility is to read the other information and, in doing so, consider whether, based on our financial statements



audit work, the information therein is materially misstated or inconsistent with the Financial Statements or our audit knowledge. Based solely on that work we have not identified material misstatements in the other information.

Responsibility of Management and Those Charged with Governance for the Consolidated Financial Statements

Management is responsible for the preparation and fair presentation of these financial statements in accordance with Nepal Financial Reporting Standards (NFRS), and for such internal control as management determines is necessary to enable the preparation of financial statements that are free from material misstatement, whether due to fraud or error.

In preparing the financial statements, management is responsible for assessing the Group's ability to continue as a going concern, disclosing, as applicable, matters related to going concern and using the going concern basis of accounting unless management either intends to liquidate the Group or to cease operations, or has no realistic alternative but to do so.

Those charged with governance are responsible for overseeing the Group's financial reporting process.

Auditor's Responsibilities for the Audit of the Consolidated Financial Statements

Our objectives are to obtain reasonable assurance about whether the financial statements as a whole are free from material misstatement, whether due to fraud or error, and to issue an auditor's report that includes our opinion. Reasonable assurance is a high level of assurance but is not a guarantee that an audit conducted in accordance with NSA will always detect a material misstatement when it exists. Misstatements can arise from fraud or error and are considered material if, individually or in the aggregate, they could reasonably be expected to influence the economic decisions of users taken on the basis of these financial statements.

As part of an audit in accordance with NSA, we exercise professional judgment and maintain professional skepticism throughout the audit. We also:

- Identify and assess the risks of material misstatement of the financial statements, whether due to fraud or error, design and perform audit procedures responsive to those risks, and obtain audit evidence that is sufficient and appropriate to provide a basis for our opinion. The risk of not detecting a material misstatement resulting from fraud is higher than for one resulting from error, as fraud may involve collusion, forgery, intentional omissions, misrepresentations, or the override of internal control.
- Obtain an understanding of internal control relevant to the audit in order to design audit procedures that are appropriate in the circumstances, but not for the purpose of expressing an opinion on the effectiveness of the Group's internal control.
- Evaluate the appropriateness of accounting policies used and the reasonableness of accounting estimates and related disclosures made by Management.
- Conclude on the appropriateness of Management's use of the going concern basis of accounting and, based on the audit evidence obtained, whether a material uncertainty exists related to events or conditions that may cast significant doubt on the Group's ability to continue as a going concern. If we conclude that a material uncertainty exists, we are required to draw attention in our auditor's report to the related disclosures in the financial statements or, if such disclosures are inadequate, to modify our opinion. Our conclusions are based on the audit evidence obtained up to the date of our auditor's report. However, future events or conditions may cause the Group to cease to continue as a going concern.
- Evaluate the overall presentation, structure and content of the financial statements, including the disclosures, and whether the financial statements represent the underlying transactions and events in a manner that achieves fair presentation.
- Obtain sufficient appropriate audit evidence regarding the financial information of the entities or business activities within the Group to express an opinion on the consolidated financial statements. We are responsible for the direction, supervision and performance of the group audit. We remain solely responsible for our audit opinion.

We communicate with those charged with governance regarding, among other matters, the planned scope and timing of the audit and significant audit findings, including any significant deficiencies in internal control that we identify during our audit.



We also provide those charged with governance with a statement that we have complied with relevant ethical requirements regarding independence, and to communicate with them all relationships and other matters that may reasonably be thought to bear on our independence, and where applicable, related safeguards.

From the matters communicated with those charged with governance, we determine those matters that were of most significance in the audit of the financial statements of the current period and are therefore the key audit matters. We describe these matters in our auditor's report unless law or regulation precludes public disclosure about the matter or when, in extremely rare circumstances, we determine that a matter should not be communicated in our report because the adverse consequences of doing so would reasonably be expected to outweigh the public interest benefits of such communication.

Other Matter

We did not audit the financial statement of the subsidiary whose financial statement reflect total assets of NPR 357,422,017 as at Ashad 31, 2078 (July 15, 2021), total revenues of NPR 96,462,529 and net cash inflows of NPR 13,335,216 for the year ended on that date as considered in the consolidated financial statements. The consolidated financial statements also include the Group's share of net profit of NPR 178,549 for the year ended Ashad 31, 2078 (July 15, 2021), in respect of one associate whose financial statements have not been audited by us. These financial statements have been audited by other auditors whose reports have been furnished to us by the Management. Our opinion on the consolidated financial statements in so far as it relates to these subsidiary and associate is based solely based on the reports of the other auditors.

Report on the requirements of Banks and Financial Institution Act 2073 and Company Act 2063

We have obtained satisfactory information and explanations asked for, which to the best of our knowledge and belief were necessary for the purpose of our audit; the returns received from the branch offices of the bank, though the statements are independently not audited, were adequate for the purpose of the audit; the consolidated financial statements have been prepared in accordance with all material respect in accordance with the provisions of Companies Act, 2063, and they are in agreement with the books of accounts of the Bank; and the accounts and records are properly maintained in accordance with the prevailing laws.

To the best of our information and according to the explanations given to us, in the course of our audit, we observed that the bank has taken actions for protection of the interest of depositors and investors; the capital fund and risk bearing fund were adequately maintained; loans have been written off as specified; the business of the Bank was conducted satisfactorily, and the Bank's transactions were found to be within the scope of its authority. We did not come across to the cases where the board of directors or any director or any office bearer of the Bank has acted contrary to the provisions of law or has caused loss or damage to the Bank or committed any misappropriation or violation of directive of Nepal Rastra Bank.

Place: Kathmandu
Date: 12-07-2078
UDIN: 211102CA01391YtmZn



Bikesh Madhikarmi
Partner

Consolidated Statement of Financial Position

As on 31st Asar 2078 (July 15, 2021)

Particulars	Note	Group		Bank	
		31st Asar 2078	31st Asar 2077	31st Asar 2078	31st Asar 2077
Assets					
Cash and Cash Equivalent	4.1	6,348,470,905	8,228,963,817	6,269,721,484	8,199,382,567
Due from Nepal Rastra Bank	4.2	2,564,748,592	2,019,027,022	2,564,748,592	2,019,027,022
Placement with Bank and Financial Institutions	4.3	-	-	-	-
Derivative Financial Instruments	4.4	-	-	-	-
Other Trading Assets	4.5	85,181,579	25,126,115	-	-
Loans and Advances to BFIs	4.6	3,483,613,365	603,900,000	3,483,613,365	603,900,000
Loans and Advances to Customers	4.7	72,919,249,873	47,661,300,051	72,919,249,873	47,660,904,611
Investment Securities	4.8	14,540,902,926	6,597,808,543	14,513,402,926	6,592,808,543
Current Tax Assets	4.9	40,293,183	75,136,671	44,298,467	69,150,969
Investment in Subsidiaries	4.10	-	-	117,500,000	117,500,000
Investment in Associates	4.11	104,906,556	54,728,006	104,906,556	54,728,006
Investment Property	4.12	33,115,680	33,115,680	-	-
Property and Equipment	4.13	821,672,485	770,587,993	813,780,409	764,783,154
Goodwill and Intangible Assets	4.14	9,377,750	9,929,275	8,348,600	9,771,744
Deferred Tax Assets	4.15	55,407,419	45,811,011	55,018,004	45,300,643
Other Assets	4.16	288,522,696	214,813,174	237,135,084	210,835,451
Total Assets		101,295,463,011	66,340,247,359	101,131,723,360	66,348,092,711
Liabilities					
Due to Banks and Financial Institutions	4.17	5,419,586,925	2,322,270,747	5,419,586,925	2,322,270,747
Due to Nepal Rastra Bank	4.18	832,446,418	-	832,446,418	-
Derivative Financials Instrument	4.19	-	-	-	-
Deposits from Customers	4.20	86,830,737,290	57,202,852,663	86,902,914,373	57,310,862,701
Borrowings	4.21	-	-	-	-
Current Tax Liabilities	4.9	-	-	-	-
Provisions	4.22	3,732,070	3,732,070	3,732,070	3,732,070
Deferred Tax Liabilities	4.15	-	-	-	-
Other Liabilities	4.23	1,250,299,338	907,507,827	1,141,479,877	892,768,503
Debt Securities Issued	4.24	-	-	-	-
Subordinated Liabilities	4.25	-	-	-	-
Total Liabilities		94,336,802,041	60,436,363,308	94,300,159,662	60,529,634,022
Equity					
Share Capital	4.26	4,811,550,803	4,324,989,486	4,811,550,803	4,324,989,486
Share Premium		-	64,012,143	-	64,012,143
Retained Earnings		918,034,351	613,977,663	896,315,650	613,779,161
Reserves	4.27	1,128,329,466	815,726,212	1,123,697,244	815,677,900
Total Equity Attributable to Equity Shareholders		6,857,914,621	5,818,705,504	6,831,563,698	5,818,458,689
Non Controlling Interest		100,746,350	85,178,547	-	-
Total Equity		6,958,660,970	5,903,884,051	6,831,563,698	5,818,458,689
Total Equity and Liabilities		101,295,463,011	66,340,247,359	101,131,723,360	66,348,092,711
Contingent Liabilities and Commitments	4.28	459,618,845	2,428,948,847	459,618,845	2,428,948,847
Net Assets Value per share		144.62	136.51	141.98	134.53

Sandeep Kumar Dahal
Chief Financial Officer

Pradyuman Pokharel
Chief Executive Officer

Bharat Raj Dhakal
Chairman

Gajendra Man Shrestha
Director

As per our report
of even date

Rabindra Man Shrestha
Director

Shaligram Mishra
Director

Nirmala Kumari K.C. (Karki)
Director

Shyam Sundar Sharma
Independent Director

Bikesh Mandhikarmi
Partner

CSC & Co.
Chartered Accountants

Kathmandu, 12th Kartik 2078



Consolidated Statement of Profit or Loss

For the year ended 31st Asar 2078 (July 15, 2021)

Particulars	Note	Group		Bank	
		31st Asar 2078	31st Asar 2077	31st Asar 2078	31st Asar 2077
Interest Income	4.29	7,585,354,763	6,597,751,736	7,583,652,469	6,592,493,363
Interest Expense	4.30	4,792,340,054	4,318,849,822	4,795,011,330	4,333,109,109
Net Interest Income		2,793,014,709	2,278,901,914	2,788,641,138	2,259,384,253
Fees and Commission Income	4.31	626,672,094	515,158,130	605,019,020	509,630,094
Fees and Commission Expense	4.32	36,555,727	23,320,586	32,067,633	22,762,963
Net Fee and Commission Income		590,116,367	491,837,544	572,951,386	486,867,130
Net Interest, Fee and Commission Income		3,383,131,076	2,770,739,458	3,361,592,525	2,746,251,384
Net Trading Income	4.33	70,017,515	6,035,273	6,242,536	6,259,454
Other Operating Income	4.34	428,857,533	35,656,553	422,196,628	35,656,553
Total Operating Income		3,882,006,124	2,812,431,284	3,790,031,689	2,788,167,391
Impairment charge/(reversal) for loans and other losses	4.35	495,273,021	319,413,084	495,273,021	316,856,628
Net Operating Income		3,386,733,104	2,493,018,200	3,294,758,668	2,471,310,763
Operating Expense					
Personnel Expenses	4.36	1,131,198,684	904,129,213	1,110,863,569	895,799,378
Other Operating Expenses	4.37	406,775,886	440,071,434	397,407,357	434,835,797
Depreciation and Amortisation	4.38	147,418,444	132,945,722	144,715,375	131,834,410
Operating Profit		1,701,340,089	1,015,871,831	1,641,772,368	1,008,841,178
Non Operating Income	4.39	14,180,000	173,125	14,180,000	173,125
Non Operating Expense	4.40	-	-	-	-
Profit before Income Tax		1,715,520,089	1,016,044,956	1,655,952,368	1,009,014,303
Income Tax Expense	4.41				
Current Tax		544,496,136	320,575,496	526,721,280	316,961,512
Deferred Tax		(27,083,006)	(14,210,370)	(27,203,960)	(15,352,326)
Profit for the Period		1,198,106,959	709,679,829	1,156,435,048	707,405,117
Profit attributable to:					
Equity-holders of the Bank		1,180,615,046	707,651,931	1,156,435,048	707,405,117
Non-Controlling Interest		17,491,913	2,027,898	-	-
Profit for the Period		1,198,106,959	709,679,829	1,156,435,048	707,405,117
Earnings per Share					
Basic Earnings per Share		24.90	14.75(Restated)	24.03	14.70(Restated)
Diluted Earnings per Share		24.90	14.75(Restated)	24.03	14.70(Restated)

Sandeep Kumar Dahal
Chief Financial Officer

Pradyuman Pokharel
Chief Executive Officer

Bharat Raj Dhakal
Chairman

Gajendra Man Shrestha
Director

As per our report
of even date

Rabindra Man Shrestha
Director

Shaligram Mishra
Director

Nirmala Kumari K.C. (Karki)
Director

Shyam Sundar Sharma
Independent Director

Bikesh Mandhikarmi
Partner
CSC & Co.
Chartered Accountants

Kathmandu, 12th Kartik 2078

Consolidated Statement of Other Comprehensive Income

For the year ended 31st Asar 2078 (July 15, 2021)

Particulars	Note	Group		Bank	
		31st Asar 2078	31st Asar 2077	31st Asar 2078	31st Asar 2077
Profit for the year		1,198,106,959	709,679,829	1,156,435,048	707,405,117
Other Comprehensive Income, net of Income Tax					
a) Items that will not be reclassified to profit or loss					
Gains/(losses) from investment in equity instruments measured at fair value		38,735,884	21,696,177	38,735,884	21,696,177
Gains/(losses) on revaluation		-	-	-	-
Actuarial gains/(losses) on defined benefit plans		19,552,777	8,699,225	19,552,777	8,699,225
Income tax relating to above items		(17,486,598)	(9,118,621)	(17,486,598)	(9,118,621)
Net Other Comprehensive Income that will not be reclassified to profit or loss		40,802,063	21,276,781	40,802,063	21,276,781
b) Items that are or may be reclassified to profit or loss					
Gains/(losses) on cash flow hedge		-	-	-	-
Exchange gains/(losses) (arising from translating financial assets of foreign operation)		-	-	-	-
Income tax relating to above items		-	-	-	-
Reclassify to profit or loss		-	-	-	-
Net other comprehensive income that are or may be reclassified to profit or loss		-	-	-	-
c) Share of other comprehensive income of associate accounted as per equity method		-	-	-	-
Other comprehensive income for the year, net of income tax		40,802,063	21,276,781	40,802,063	21,276,781
Total comprehensive income for the year		1,238,909,022	730,956,611	1,197,237,111	728,681,898
Total comprehensive income attributable to:					
Equity holders of the Bank		1,221,417,108	728,928,713	1,197,237,111	728,681,898
Non-controlling interest		17,491,913	2,027,898	-	-
Total comprehensive income for the period		1,238,909,022	730,956,611	1,197,237,111	728,681,898

Sandeep Kumar Dahal
Chief Financial Officer

Pradyuman Pokharel
Chief Executive Officer

Bharat Raj Dhakal
Chairman

Gajendra Man Shrestha
Director

As per our report
of even date

Rabindra Man Shrestha
Director

Shaligram Mishra
Director

Nirmala Kumari K.C. (Karki)
Director

Shyam Sundar Sharma
Independent Director

Bikesh Mandhikarmi
Partner
CSC & Co.
Chartered Accountants

Kathmandu, 12th Kartik 2078



Consolidated Statement of Cash Flows

For the year ended 31st Asar 2078 (July 15, 2021)

Particulars	Group		Bank	
	31st Asar 2078	31st Asar 2077	31st Asar 2078	31st Asar 2077
CASH FLOWS FROM OPERATING ACTIVITIES				
Interest Received	7,568,529,638	5,912,703,159	7,566,827,343	5,912,703,159
Fee and Other Income Received	626,672,094	515,158,130	605,019,020	509,630,094
Dividend Received		-	-	-
Receipts from Other Operating Activities	513,055,048	20,787,495	442,619,165	20,787,495
Interest Paid	(4,792,340,054)	(4,243,215,467)	(4,795,011,330)	(4,257,474,755)
Commissions and Fees Paid	(36,555,727)	(23,320,586)	(32,067,633)	(22,762,963)
Cash Payment to Employees	(1,131,198,684)	(731,473,589)	(1,110,863,569)	(724,417,101)
Other Expenses Paid	(902,048,907)	(440,071,434)	(892,680,377)	(434,835,797)
Operating Cash Flows before Changes in Operating Assets and Liabilities	1,846,113,407	1,010,567,707	1,783,842,617	1,003,630,131
(Increase)/Decrease in Operating Assets				
Due from Nepal Rastra Bank	(545,721,570)	(300,922,494)	(545,721,570)	(300,922,494)
Placement with Bank and Financial Institutions	-	-	-	-
Other Trading Assets	(60,055,465)	(21,066,508)	-	-
Loans and Advances to BFls	(2,879,713,365)	(610,000,000)	(2,879,713,365)	(610,000,000)
Loans and Advances to Customers	(25,257,949,823)	(9,827,735,190)	(25,258,345,262)	(9,827,339,751)
Other Assets	(48,462,443)	52,463,504	(11,164,492)	52,616,718
Increase/(Decrease) in Operating Liabilities				
Due to Banks and Financial Institutions	3,097,316,177	(2,983,577,384)	3,097,316,177	(2,983,577,384)
Due to Nepal Rastra Bank	832,446,418	-	832,446,418	-
Deposits from Customers	29,627,884,627	15,864,652,660	29,592,051,672	15,840,157,948
Borrowings	-	-	-	-
Other Liabilities	342,791,511	(24,504,106)	248,711,374	(33,506,990)
Net Cash Flow from Operating Activities before Tax Paid	6,954,649,475	3,159,878,189	6,859,423,568	3,141,058,177
Income Tax Paid	(517,413,130)	(419,061,481)	(499,517,320)	(416,431,541)
Net Cash Flow from Operating Activities	6,437,236,345	2,740,816,709	6,359,906,248	2,724,626,636
CASH FLOWS FROM INVESTING ACTIVITIES				
Purchase of Investment Securities	(8,247,927,771)	(4,046,258,437)	(8,225,427,771)	(4,054,258,437)
Receipts from Sale of Investment Securities	759,828,480	7,995,129	388,758,606	7,995,129
Purchase of Property and Equipment	(145,606,148)	(181,847,742)	(141,151,197)	(176,504,235)
Receipts from Sale of Property and Equipment	3,388,499	2,128,988	3,388,499	2,128,988
Purchase of Intangible Assets	(3,116,142)	(4,967,931)	(1,913,250)	(4,967,931)
Receipts from Sale of Intangible Assets	-	-	-	-
Purchase of Investment Properties	-	-	-	-
Receipts from Sale of Investment Properties	-	-	-	-
Interest Received	440,800,842	529,482,011	431,782,250	524,223,637
Dividend Received	9,481,667	9,608,349	8,912,273	9,608,349
Net Cash Used in Investing Activities	(7,183,150,573)	(3,683,859,634)	(7,535,650,591)	(3,691,774,501)
CASH FLOWS FROM FINANCING ACTIVITIES				
Receipts from Issue of Debt Securities	-	-	-	-
Repayments of Debt Securities	-	-	-	-
Receipts from Issue of Subordinated Liabilities	-	-	-	-
Repayments of Subordinated Liabilities	-	-	-	-
Receipt from Issue of Shares	-	1,324,241,506	-	1,324,241,506
Dividends Paid	(184,132,102)	(34,067,229)	(184,132,102)	(34,067,229)
Interest Paid	-	-	-	-
Other Receipts/Payments	(950,446,583)	(649,900,906)	(569,784,639)	(649,900,906)
Net Cash from Financing Activities	(1,134,578,685)	640,273,371	(753,916,741)	640,273,371
Net Increase (Decrease) in Cash and Cash Equivalents	(1,880,492,912)	(302,769,554)	(1,929,661,084)	(326,874,494)
Cash and cash equivalents at Shrawan 1, 2077	8,228,963,817	8,531,733,371	8,199,382,567	8,526,257,061
Effect of exchange rate fluctuations on cash and cash equivalents held	-	-	-	-
Cash and cash equivalents at Asar end 2078	6,348,470,905	8,228,963,817	6,269,721,484	8,199,382,567

Sandeep Kumar Dahal
Chief Financial Officer

Pradyuman Pokharel
Chief Executive Officer

Bharat Raj Dhakal
Chairman

Gajendra Man Shrestha
Director

As per our report
of even date

Rabindra Man Shrestha
Director

Shaligram Mishra
Director

Nirmala Kumari K.C. (Karki)
Director

Shyam Sundar Sharma
Independent Director

Bikesh Mandhikarmi
Partner

Kathmandu, 12th Kartik 2078

CSC & Co.
Chartered Accountants



Consolidated Statement of Changes in Equity

For the year ended 31st Asar 2078 (July 15, 2021)

Particulars	Group											
	Attributable to Equity-Holders of the Bank										Non-Controlling Interest	Total Equity
	Share Capital	Share Premium	General Reserve	Exchange Equalisation	Regulatory Reserve	Fair Value Reserve	Re-valuation Reserve	Retained Earning	Other Reserve	Total		
Balance at Shrawan 01, 2076	3,064,760,123	-	582,484,289	38,602	114,810,622	(30,639,397)	-	705,631,064	12,418,117	4,449,503,420	88,150,649	4,532,654,069
Comprehensive Income for the year	-	-	-	-	-	-	-	707,651,931	-	707,651,931	2,027,898	709,679,829
Profit for the year	-	-	-	-	-	-	-	707,651,931	-	707,651,931	2,027,898	709,679,829
Other Comprehensive Income, Net of Tax	-	-	-	-	-	-	-	-	-	-	-	-
Gains/(losses) from investment in equity instruments measured at fair value	-	-	-	-	-	15,187,324	-	-	-	15,187,324	-	15,187,324
Gains/(losses) on revaluation	-	-	-	-	-	-	-	-	-	-	-	-
Actuarial gains/(losses) on defined benefit plans	-	-	-	-	-	-	-	-	6,089,458	6,089,458	-	6,089,458
Gains/(losses) on cash flow hedge	-	-	-	-	-	-	-	-	-	-	-	-
Exchange gains/(losses) arising from translating financial assets of foreign operation	-	-	-	-	-	-	-	-	-	-	-	-
Total Comprehensive Income for the year	-	-	-	-	-	15,187,324	-	707,651,931	6,089,458	728,928,713	-	728,928,713
Transfer to Reserves during the year	-	-	141,481,023	1,878,330	-	-	-	(141,481,023)	-	-	-	-
- Statutory General Reserve	-	-	141,481,023	1,878,330	-	-	-	(141,481,023)	-	-	-	-
- Exchange Equalisation Reserve	-	-	-	-	-	-	-	(1,878,330)	-	-	-	-
- Corporate Social Responsibility Reserve	-	-	-	-	-	-	-	(7,074,051)	7,074,051	-	-	-
- Regulatory Reserve as per NRB Directive	-	-	-	-	-	-	-	-	-	-	-	-
- Investment Adjustment Reserve	-	-	-	-	-	-	-	-	-	-	-	-
Transfer from Reserves during the year	-	-	-	-	-	-	-	7,670,271	(7,670,271)	-	-	-
- Corporate Social Responsibility Reserve	-	-	-	-	-	-	-	7,670,271	(7,670,271)	-	-	-
- Regulatory Reserve as per NRB Directive	-	-	-	-	(28,536,461)	-	-	28,536,461	-	-	-	-
- Share of Profit of Associates	-	-	-	-	-	1,507,249	-	(1,507,249)	-	-	-	-
- Realised Gain on Derecognition of Equity Instrument	-	-	-	-	-	(396,724)	-	396,724	-	-	-	-
- Transaction Cost attributable on Equity Issue	-	-	-	-	-	-	-	(2,623,568)	-	(2,623,568)	-	(2,623,568)
Transactions with Owners, directly recognized in Equity	612,952,025	64,012,143	-	-	-	-	-	-	-	676,964,168	-	676,964,168
Share Issued	612,952,025	64,012,143	-	-	-	-	-	-	-	676,964,168	-	676,964,168
Share Based Payments	-	-	-	-	-	-	-	-	-	-	-	-
Dividend to Equity-Holders	-	-	-	-	-	-	-	-	-	-	-	-
- Bonus Shares Issued	647,277,338	-	-	-	-	-	-	(647,277,338)	-	-	-	-
- Cash Dividend Paid	-	-	-	-	-	-	-	(34,067,229)	-	(34,067,229)	-	(34,067,229)
Other	-	-	-	-	-	-	-	-	-	-	-	-
Total Contributions by and distributions	1,260,229,363	64,012,143	-	-	-	-	-	(681,344,567)	-	642,896,939	2,027,898	642,896,939
Balance at Asar 31, 2077	4,324,989,486	64,012,143	723,965,312	1,916,932	86,274,161	(14,341,547)	-	613,977,663	17,911,354	5,818,705,504	85,178,547	5,903,884,050
Balance at Shrawan 01, 2077	4,324,989,486	64,012,143	723,965,312	1,916,932	86,274,161	(14,341,547)	-	613,977,663	17,911,354	5,818,705,504	85,178,547	5,903,884,050
Adjustment/Restatement	-	-	-	-	-	-	-	(20,279)	-	(20,279)	20,279	-
Comprehensive Income for the year	-	-	-	-	-	-	-	(20,279)	-	(20,279)	20,279	-

Continue...



Particulars	Group										Non-Controlling Interest	Total Equity
	Attributable to Equity-Holders of the Bank											
	Share Capital	Share Premium	General Reserve	Exchange Equalisation	Regulatory Reserve	Fair Value Reserve	Re-valuation Reserve	Retained Earning	Other Reserve	Total		
Profit for the year	-	-	-	-	-	-	-	1,180,615,046	-	1,180,615,046	17,491,913.21	1,198,106,959
Other Comprehensive Income, Net of Tax												
"Gains/(losses) from investment in equity instruments measured at fair value"	-	-	-	-	-	27,115,119	-	-	-	27,115,119	-	27,115,119
Gains/(losses) on revaluation	-	-	-	-	-	-	-	-	-	-	-	-
Actuarial gains/(losses) on defined benefit plans	-	-	-	-	-	-	-	-	13,686,944	13,686,944	-	13,686,944
Gains/(losses) on cash flow hedge	-	-	-	-	-	-	-	-	-	-	-	-
Exchange gains/(losses) arising from translating financial assets of foreign operation	-	-	-	-	-	-	-	-	-	-	-	-
Total Comprehensive Income for the year	-	-	-	-	-	27,115,119	-	-	13,686,944	40,802,063	-	40,802,063
Transfer to Reserves during the year												
- Statutory General Reserve	-	-	235,454,201	-	-	-	-	(235,454,201)	-	-	-	-
- Exchange Equalisation Reserve	-	-	-	-	-	-	-	-	-	-	-	-
- Corporate Social Responsibility Reserve	-	-	-	-	-	-	-	(11,981,069)	11,981,069	-	-	-
- Regulatory Reserve as per NRB Directive	-	-	-	-	-	-	-	-	-	-	-	-
- Investment Adjustment Reserve	-	-	-	-	-	-	-	-	-	-	-	-
Transfer from Reserves during the year												
- Corporate Social Responsibility Reserve	-	-	-	-	-	-	-	-	8,019,259	(8,019,259)	-	-
- Regulatory Reserve as per NRB Directive	-	-	-	-	33,706,630	-	-	(33,706,630)	-	-	-	-
- Share of Profit of Associates	-	-	-	-	-	178,549	-	(178,549)	-	-	-	-
- Realised Gain on Derecognition of Equity Instrument	-	-	-	-	-	-	-	-	-	-	-	-
- Transaction Cost attributable on Equity Issue	-	-	-	-	-	-	-	-	-	-	-	-
- Investment Adjustment Reserve	-	-	-	-	-	-	-	1,500,000	(1,500,000)	-	-	-
- Share premium	-	(64,012,143)	-	-	-	-	-	64,012,143	-	-	-	-
Transactions with Owners, directly recognized in Equity												
Share Issued	-	-	-	-	-	-	-	-	-	-	-	-
Share Based Payments	-	-	-	-	-	-	-	-	-	-	-	-
Dividend to Equity-Holders	-	-	-	-	-	-	-	-	-	-	-	-
- Bonus Shares Issued	486,561,317	-	-	-	-	-	-	(486,561,317)	-	-	-	-
- Cash Dividend Paid	-	-	-	-	-	-	-	(184,132,102)	-	(184,132,102)	-	(184,132,102)
Other	-	-	-	-	-	-	-	1,944,389	-	1,944,389	(1,944,389)	-
Total Contributions by and Distributions	486,561,317	-	-	-	-	-	-	(668,749,030)	-	(182,187,713)	-	(184,132,102)
Balance at Asar 31, 2078	4,811,550,803	-	959,419,513	1,916,932	119,980,792	12,952,121	-	918,034,352	34,060,108	6,857,914,620	100,746,350	6,958,660,970
Sandeep Kumar Dahal Chief Financial Officer	Pradyuman Pokharel Chief Executive Officer										Gajendra Man Shrestha Director	
Rabindra Man Shrestha Director	Nirmala Kumari K.C. (Karki) Director										Shyam Sundar Sharma Independent Director	
Bikesh Mandhikarmi Partner CSC & Co. Chartered Accountants												

As per our report of even date

Kathmandu, 12th Kartik 2078



Consolidated Statement of Changes in Equity

For the year ended 31st Asar 2078 (July 15, 2021)

Particulars	Bank										Non-Controlling Interest	Total Equity
	Attributable to Equity-Holders of the Bank											
	Share Capital	Share Premium	General Reserve	Exchange Equalisation	Regulatory Reserve	Fair Value Reserve	Re-valuation Reserve	Retained Earning	Other Reserve	Total		
Balance at Shrawan 01, 2076	3,064,760,123	-	582,484,289	38,602	114,810,622	(30,639,397)	-	705,631,064	12,418,117	4,449,503,420	-	4,449,503,420
Comprehensive Income for the year	-	-	-	-	-	-	-	707,405,117	-	707,405,117	-	707,405,117
Profit for the year	-	-	-	-	-	-	-	707,405,117	-	707,405,117	-	707,405,117
Other Comprehensive Income, Net of Tax	-	-	-	-	-	-	-	-	-	-	-	-
Gains/(losses) from investment in equity instruments measured at fair value	-	-	-	-	-	15,187,324	-	-	-	15,187,324	-	15,187,324
Gains/(losses) on revaluation	-	-	-	-	-	-	-	-	-	-	-	-
Actuarial gains/(losses) on defined benefit plans	-	-	-	-	-	-	-	6,089,458	-	6,089,458	-	6,089,458
Gains/(losses) on cash flow hedge	-	-	-	-	-	-	-	-	-	-	-	-
Exchange gains/(losses) arising from translating financial assets of foreign operation	-	-	-	-	-	-	-	-	-	-	-	-
Total Comprehensive Income for the year	-	-	-	-	-	15,187,324	-	707,405,117	6,089,458	728,681,898	-	728,681,898
Transfer to Reserves during the year	-	-	141,481,023	1,878,330	-	-	-	(141,481,023)	-	-	-	-
- Statutory General Reserve	-	-	-	1,878,330	-	-	-	(1,878,330)	-	-	-	-
- Exchange Equalisation Reserve	-	-	-	-	-	-	-	(7,074,051)	7,074,051	-	-	-
- Corporate Social Responsibility Reserve	-	-	-	-	-	-	-	-	-	-	-	-
- Regulatory Reserve as per NRB Directive	-	-	-	-	-	-	-	-	-	-	-	-
- Investment Adjustment Reserve	-	-	-	-	-	-	-	-	-	-	-	-
Transfer from Reserves during the year	-	-	-	-	-	-	-	7718,583	(7,718,583)	-	-	-
- Corporate Social Responsibility Reserve	-	-	-	-	-	-	-	7718,583	(7,718,583)	-	-	-
- Regulatory Reserve as per NRB Directive	-	-	-	-	(28,536,461)	-	-	28,536,461	-	-	-	-
- Share of Profit of Associates	-	-	-	-	-	1,507,249	-	(1,507,249)	-	-	-	-
- Realised Gain on Derecognition of Equity Instrument	-	-	-	-	-	(396,724)	-	396,724	-	-	-	-
- Transaction Cost attributable on Equity Issue	-	-	-	-	-	-	-	(2,623,568)	-	(2,623,568)	-	(2,623,568)
Transactions with Owners, directly recognized in Equity	612,952,025	64,012,143	-	-	-	-	-	-	-	676,964,168	-	676,964,168
Share Issued	612,952,025	64,012,143	-	-	-	-	-	-	-	676,964,168	-	676,964,168
Share Based Payments	-	-	-	-	-	-	-	-	-	-	-	-
Dividend to Equity-Holders	-	-	-	-	-	-	-	-	-	-	-	-
- Bonus Shares Issued	647,277,338	-	-	-	-	-	-	(647,277,338)	-	-	-	-
- Cash Dividend Paid	-	-	-	-	-	-	-	(34,067,229)	-	(34,067,229)	-	(34,067,229)
Other	-	-	-	-	-	-	-	-	-	-	-	-
Total Contributions by and distributions	1,260,229,363	64,012,143	-	-	-	-	-	(681,344,567)	-	642,896,939	-	642,896,939
Balance at Asar 31, 2077	4,324,989,486	64,012,143	723,965,312	1,916,932	86,274,161	(14,341,547)	-	613,779,160	17,863,042	5,818,458,689	-	5,818,458,689
Balance at Shrawan 01, 2077	4,324,989,486	64,012,143	723,965,312	1,916,932	86,274,161	(14,341,547)	-	613,779,160	17,863,042	5,818,458,689	-	5,818,458,689
Adjustment/Restatement	-	-	-	-	-	-	-	-	-	-	-	-

Continue...



Particulars	Bank										Total Equity	
	Attributable to Equity-Holders of the Bank											
	Share Capital	Share Premium	General Reserve	Exchange Equalisation	Regulatory Reserve	Fair Value Reserve	Re-valuation Reserve	Retained Earning	Other Reserve	Total		Non-Controlling Interest
Comprehensive Income for the year												
Profit for the year												1,156,435,048
Other Comprehensive Income, Net of Tax												
Gains/(losses) from investment in equity instruments measured at fair value						27,115,119						27,115,119
Gains/(losses) on revaluation												
Actuarial gains/(losses) on defined benefit plans												
Gains/(losses) on cash flow hedge												
Exchange gains/(losses) arising from translating financial assets of foreign operation												
Total Comprehensive Income for the year						27,115,119						40,802,063
Transfer to Reserves during the year												
- Statutory General Reserve			231,287,010									
- Exchange Equalisation Reserve												
- Corporate Social Responsibility Reserve									11,564,350			
- Regulatory Reserve as per NRB Directive												
- Investment Adjustment Reserve												
Transfer from Reserves during the year												
- Corporate Social Responsibility Reserve												
- Regulatory Reserve as per NRB Directive					33,706,630							
- Share of Profit of Associates						178,549						
- Realised Gain on Derecognition of Equity Instrument												
- Transaction Cost attributable on Equity Issue												
- Investment Adjustment Reserve									1,500,000			
- Share premium									64,012,143			
Transactions with Owners, directly recognized in Equity												
Share Issued												
Share Based Payments												
Dividend to Equity-Holders												
- Bonus Shares Issued	486,561,317											
- Cash Dividend Paid												
Other												
Total Contributions by and Distributions	486,561,317											
Balance at Asar 31, 2078	4,811,550,803		955,252,322	1,916,932	119,980,792	12,952,121		896,315,651	33,595,078	6,831,563,698		6,831,563,698
Sandeep Kumar Dahal Chief Financial Officer	Pradyuman Pokharel Chief Executive Officer	Bharat Raj Dhakal Chairman	Gajendra Man Shrestha Director	As per our report of even date								
Rabindra Man Shrestha Director	Shaligram Mishra Director	Nirmala Kumari K.C. (Karki) Director	Shyam Sundar Sharma Independent Director	Bikesh Mandhikarmi Partner CSC & Co. Chartered Accountants								

Kathmandu, 12th Kartik 2078

Notes to the Consolidated Financial

1. Reporting Entity

Muktinath Bikas Bank Limited ('The Bank') is domiciled and incorporated in Nepal under the Companies Act, 2063 on 22nd Chaitra 2062. The Bank received the license to commence banking operations as a 'B Class' financial institution from Nepal Rastra Bank on 18th Poush, 2063. The bank is a limited liability company having its shares listed on Nepal Stock Exchange. The registered office of the Bank is situated at Kathmandu Plaza, Kamaladi-28, Kathmandu, Nepal.

The bank's principal offerings include comprehensive range of financial services encompassing accepting of deposits, corporate and retail credit, project financing, hire purchase financing, micro credit, trade financing, personal and corporate banking, foreign currency operations, issuing of debit cards, internet banking, mobile banking, remittance facilities, dealing in government securities and treasury related products, agency services and others ancillary services permitted by the Banking and Financial Regulation Act, 2073.

The Bank has Muktinath Capital Limited (formerly known as Vibor Capital Limited) and Muktinath Krishi Company Limited as its subsidiary and associate company respectively. Muktinath Capital Limited is engaged in Merchant Banking business and provides the services of Registrar to Shares, Issue Management, Underwriting, Depository Participants, Portfolio Management Services and other advisory services. Muktinath Krishi Company Limited is engaged in the business of agricultural products which includes the production, manufacturing, trading and marketing of the agricultural products.

Muktinath Bikas Bank Limited and Muktinath Capital Limited are hereinafter referred to as "The Group".

2. Basis of Preparation

2.1. Going Concern

The financial statements are prepared on a going concern basis, as the bank has the resources to continue in business for the foreseeable future. In making this assessment, the Board of Directors have considered a wide range of information relating to present and future conditions, including future projections of profitability, cashflows and capital resources.

2.2. Statement of Compliance

The financial statements have been prepared on going concern basis and under historical cost conventions except where the standards require otherwise. The financial statements of the Group have been prepared in accordance with Nepal Financial Reporting Standards (NFRS) developed by the Accounting Standards Board, Nepal (ASB, Nepal) and pronounced for application by the Institute of Chartered Accountants of Nepal (ICAN).

The financial statements comprise of Statement of Financial Position, Statement of Profit or Loss and Statement of Other Comprehensive Income, Statement in Changes in Equity, Statement of Cashflows and Notes to the Accounts on the format prescribed by NRB Directive No. 4.

2.3. Reporting Period and Approval of Financial Statements

Reporting Period:

The Group follows the Nepalese financial year based on Nepali calendar starting from 1st Shrawan 2077 and ending on 31st Asar 2078. (16th July 2019 to 15th July 2021).

Approval of Financial Statements:

The accompanied financial statements have been approved and authorized for issue by the Board of Directors in its meeting held on 12th Karthik 2078 and have been recommended for approval by shareholders in the Annual General Meeting.



2.4. Functional and Presentation Currency

The financial statements are presented in Nepalese Rupees (NPR) which is the functional and presentation currency of the Bank.

The financial information presented has been rounded off to nearest rupee except where otherwise stated.

2.5. Use of Estimates, Assumptions and Judgments

The preparation of financial statements requires management to make judgments, estimates and assumptions in the application of accounting policies that affect the reported amounts of assets, liabilities, income and expenses. Actual results may differ from these estimates. Continuous evaluation is done on the estimation and judgments based on historical experience and other factors, including expectations of future events that are believed to be reasonable. Revisions to accounting estimates are recognised prospectively.

Disclosures of the accounting estimates have been included in the relevant sections of the notes wherever the estimates have been applied along with the nature and effect of changes of accounting estimates, if any.

► Reporting Pronouncement

The Bank has, for the preparation of financial statements, adopted the NFRS pronounced by ASB as effective on 13 September 2013. The NFRS conform, in all material respect, to International Financial Reporting Standards (IFRS) as issued by the International Accounting Standards Board (IASB).

However, the Institute of Chartered Accountants of Nepal (ICAN) vide its notice dated 10 November 2020 has resolved that Carve-outs in NFRS with Alternative Treatment and effective period shall be provided to the Banks and Financial Institutions regulated by NRB on the specific recommendation of Accounting Standard Board (ASB).

2.6. Changes in Accounting Policies

The accounting policies are applied consistently to all the periods presented in the financial statements, including the preparation of the opening NFRS compliant Statement of Financial Position as at 1st Shrawan, 2074 being the date of transition to NFRS.

2.7. New Standards Issued but not yet effective

► IFRS 9 'Financial Instruments' has been internationally made applicable by International Accounting Standard Board from 1st January 2018 but the same has not made applicable by the ICAN up to the reporting date. The requirement of IFRS 9 is expected loss model which will replace the incurred loss model as specified in NAS 39.

Expected Credit Loss Model (ECL) of Impairment

The Expected Credit Loss (ECL) model is a forward-looking model. The ECL estimates are unbiased, probability-weighted, and include supportable information about past events, current conditions, and forecasts of future economic conditions.

Under the general approach, IFRS 9 recognizes three stage approach to measure expected credit losses and recognized interest income.

Stage 1: 12-month ECL – No significantly increased credit risk Financial instruments that have not had a significant increase in credit risk since initial recognition require, at initial recognition a provision for ECL associated with the probability of default events occurring within the next 12 months (12-month ECL). For those financial assets with a remaining maturity of less than 12 months, a Probability of Default (PD) is used that corresponds to the remaining maturity. Interest will be calculated on the gross carrying amount of the financial asset before adjusting for ECL

Stage 2: Lifetime ECL – Significantly increased credit risk in the event of a significant increase in credit risk since initial recognition, a provision is required for the lifetime ECL representing losses over the life of the financial instrument (lifetime ECL).

Interest income will continue to be recognized on a gross basis.

Stage 3: Lifetime ECL – Defaulted Financial instruments that move into Stage 3 once credit impaired and purchases of credit impaired assets will require a lifetime provision. Interest income will be calculated based on the gross carrying amount of the financial asset less ECL.

- ▶ IASB has issued a new accounting standard IFRS 15 Revenue from Contract with Customers for the recognition of the revenue which has not been taken into consideration for the preparation of these financial statement as the same has not been adopted by ICAN.
- ▶ On 13 January 2016 the IASB issued IFRS 16 to replace IAS 17, Leases which sets out the principles for the recognition, measurement, presentation and disclosure of leases. IFRS 16 is effective for annual periods beginning on or after 1 January 2019 but has not been adopted by ICAN up to the reporting period.
- ▶ Others amendments in existing standards and interpretations issued by IASB are not applicable as those are made effective by ICAN.

2.8. Discounting

The Group determines amortized cost of a financial asset or a financial liability using the effective interest rate. The effective interest rate is the rate that exactly discounts estimated future cash payments or receipts throughout the expected life of a financial asset or a financial liability to the net carrying amount of the financial asset or liability. If expected life cannot be determined reliably, then the contractual life is used.

In case where the Group assesses that the transaction amount of a financial asset or a financial liability does not represent its fair value, the related future cash flows are discounted at prevailing interest rate to determine the initial fair value.

3. Significant Accounting Policies

3.1. Basis of Measurement

The Financial Statements have been prepared on the historical cost basis, except for the following material items:

Item	Basis of Measurement
Investment Securities through SOCI	Fair Value
Employees Defined Benefit Obligation	Present value of defined benefit obligation less the fair value of the plan assets

3.2. Basis of Consolidation

a. Business Combination

Business combinations are accounted for using the acquisition method in line with the NFRS 03 "Business Combination". The consideration transferred in the acquisition and identifiable net assets acquired are measured at fair value. Any goodwill that arises is tested annually for impairment. Any gain on a bargain purchase is recognised in profit or loss immediately. Transaction costs are expensed as incurred, except if they are related to the issue of debt or equity securities.

The consideration transferred does not include amount related to the settlement of pre-existing relationships. Such amount is generally recognised in profit or loss. Any contingent consideration is measured at fair value at the date of acquisition. If an obligation to pay contingent consideration



that meets the definition of a financial instrument is classified as equity, then it is not re-measured and settlement is accounted for within equity. Otherwise, subsequent changes in the fair value of the contingent consideration are recognised in profit or loss.

b. Non-Controlling Interest

The interest of non-controlling shareholders is initially measured either at fair value or at the non-controlling interests' proportionate share of the acquiree's identifiable net assets. Subsequent to acquisition, the carrying amount of non-controlling interests is the amount of those interests at initial recognition plus the non-controlling interests' share of subsequent changes in equity of subsidiaries.

c. Subsidiaries

Subsidiaries are the entities controlled by the bank. The Bank controls an entity if it is exposed, or has rights, to variable returns from its involvement with the investee and has the ability to affect those returns through its power over the investee.

The Consolidate Financial Statement includes the financials of the subsidiary from the date the control commences until the date control ceases. In preparing the consolidated financial statements, the financial statements are combined by adding the like items of assets, liabilities, equity, income, expenses and cash flows of the parent line by line with those of its subsidiary and eliminating the transaction with the companies within the group.

d. Loss of Control

When the Group loses control over a Subsidiary, it derecognises the assets and liabilities of the Subsidiary, and any-related NCI and other components of equity. Any resulting gain or loss is recognised in profit or loss. Any interest retained in the former Subsidiary is measured at fair value when control is lost and is accounted depending on the level of control retained.

e. Special Purpose Entity (SPE)

Special purpose entities are created to achieve a narrow and well-defined objective with restrictions around their activities. Special purpose entities are consolidated when the substance of the relationship between the Bank and the special purpose entity indicates the Bank has power over the contractual relevant activities of the special purpose entity, is exposed to variable returns, and can use that power to affect the variable return exposure.

The bank does not have any interest on special purpose entities during the reporting period.

f. Transaction elimination on consolidation

Intra-group balances, transactions, and any unrealised income and expenses arising from intra-group transactions are eliminated in preparing the Consolidated Financial Statements as per the provision of NFRS 10- Consolidated Financial Statement. Unrealised gains arising from transactions with equity accounted investees are eliminated against the investment to the extent of the Group's interest in the investee. Unrealised losses are eliminated in the same way as unrealised gains, but only to the extent that there is no evidence of impairment.

3.3. Cash & Cash Equivalent

Cash and cash equivalent comprise short-term, highly liquid investments that are readily convertible to known amounts of cash and are subject to an insignificant risk of change in value and carried at amortised cost.

The cash and cash equivalents for the purpose of cash flow statement include cash in hand, balances with banks, money at call and money market funds and financial assets with original maturity less than 3 months from the date of acquisition.

3.4. Financial Assets and Financial Liabilities

a. Recognition

The Group recognizes financial assets and financial liabilities when it becomes a party to the contractual provisions of the instrument. All financial assets and liabilities are measured at fair value on initial recognition. Transaction costs in relation to financial assets and financial liabilities, other than those carried at fair value through profit or loss (FVTPL), are added to the fair value on initial recognition. Transaction costs in relation to financial assets and financial liabilities which are carried at fair value through profit or loss (FVTPL), are charged to the statement of profit and loss.

b. Classification

The financial assets and liabilities are subsequently measured at amortized cost or fair value based on business model for managing the financial assets and the contractual cash flow characteristics of the financial assets.

Financial assets are classified under three categories as required by NFRS 9, namely:

i. Financial Assets measured at amortised cost:

Financial assets that are held within a business model whose objective is to hold financial assets in order to collect contractual cash flows that are solely payments of principal and interest, are subsequently measured at amortised cost using the effective interest rate ('EIR') method less impairment, if any. The amortisation of EIR and loss arising from impairment, if any is recognised in the Statement of Profit and Loss.

ii. Financial Assets measured at fair value through other comprehensive income:

Financial assets that are held within a business model whose objective is achieved by both, selling financial assets and collecting contractual cash flows that are solely payments of principal and interest, are subsequently measured at fair value through other comprehensive income. Fair value movements are recognized in the other comprehensive income (OCI).

iii. Financial Assets measured at fair value through profit or loss:

The Group classifies the financials assets as fair value through profit or loss if they are held for trading or designated at fair value through profit or loss.

Any other financial asset not classified as either amortised cost or FVTOCI, is classified as FVTPL.

Financial liabilities are classified under two categories as required by NFRS 9, namely:

i. Financial liabilities at fair value through profit or loss:

Financial liabilities at fair value through profit or loss include financial liabilities held for trading and financial liabilities designated upon initial recognition as at fair value through profit or loss. Upon initial recognition, transaction cost directly attributable to the acquisition are recognized in Statement of Profit or Loss as incurred. Subsequent changes in fair value is recognized at profit or loss.

ii. Financial liabilities measured at amortised cost:

All financial liabilities other than measured at fair value though profit or loss are classified as subsequently measured at amortized cost using effective interest method.

c. De-recognition

The Bank derecognises a financial asset when the contractual rights to the cash flows from the financial asset expire, or it transfers the contractual rights to receive the cash flows from the asset.

A financial liability is derecognised when the obligation specified in the contract is discharged, cancelled or expires.



d. Determination of Fair Value

The fair value of a financial instrument is the price that would be received to sell an asset or paid to transfer a liability in an orderly transaction between market participants at the measurement date.

The Group follow three levels of the fair-value-hierarchy are described below:

Level 1: Quoted (unadjusted) prices for identical assets or liabilities in active markets;

Level 2: Significant inputs to the fair value measurement are directly or indirectly observable or valuations of quoted for similar instrument in active markets or quoted prices for identical or similar instrument in inactive markets; and

Level 3: Significant inputs to the fair value measurement are unobservable.

Investment in Unquoted Equity Instrument are carried cost as the market price of such shares could not be ascertained with certainty at the reporting date.

e. Impairment

The Bank reviews its individually significant loans and advances at each reporting date to assess whether an impairment loss should be provided in the Statement of Profit or Loss. The Management's judgement is extensively used in the estimation of the amount and timing of future cash flows when determining the impairment loss. These estimates are based on assumptions about a number of factors and hence actual results may differ, resulting in future changes to the provisions made.

The individual impairment provision applies to financial assets evaluated individually for impairment and is based on Management's best estimate of the present value of the future cash flows that are expected to be received. In estimating these cash flows, Management makes judgements about the number of factors including a borrower's financial situation and the net realisable value of any underlying collateral. Top borrowers and loans classified as non-performing assets as per NRB norms forming part of 25% of the portfolio are tested for individual impairment. Each impaired asset is assessed on its merits to estimate the recoverable amount of cash flows.

The Bank considers the following factors in assessing objective evidence of impairment:

- ▶ Whether the counterparty is in default of principal or interest payments.
- ▶ When a counterparty files for bankruptcy and this would avoid or delay discharge of its obligation.
- ▶ Where the Bank initiates legal recourse of recovery in respect of a credit obligation of the counterpart.
- ▶ Where the Bank consents to a restructuring of the obligation, resulting in a diminished financial obligation, demonstrated by a material forgiveness of debt or postponement of scheduled payments.
- ▶ Where there is observable data indicating that there is a measurable decrease in the estimated future cash flows of a group of financial assets, although the decrease cannot yet be identified with specific individual financial assets.

A collective impairment provision is established for:

- ▶ groups of homogeneous loans and advances and investment securities which are held-to-maturity, that are not considered individually significant; and
- ▶ groups of assets that are individually significant but that were not found to be individually impaired.

The collective impairment is carried using the statistical modelling such as historical trends of probability of defaults, timings of recoveries, and current economic and market conditions which may warrant for the loss being greater than the suggested by the historical trends.

For the purpose of collective assessment of impairment bank has categorized assets into following broad products as follows:

- ▶ Home Loan
- ▶ Hire Purchase Loan
- ▶ Personal Loan

- ▶ Business Loans
- ▶ Small & Micro Credit

Carve out adopted for assessment of impairment charge

The Bank has opted to apply carve out on impairment of loans and receivables. Accordingly, individual and collective impairment loss amount calculated as per NFRS is compared with the impairment provision required under NRB directive no. 2, higher of the amount derived from these measures is taken as impairment loss for loans and receivables.

3.5. Trading Assets

Financial assets are classified as trading assets (held for trading) if they have been acquired principally for the purpose of selling in the near term, or form part of a portfolio of identified financial instruments that are managed together and for which there is evidence of a recent pattern of short-term profit taking. They are recognised on trade date, when the bank enters into contractual arrangements with counterparties, and are normally derecognised when sold. They are initially measured at fair value, with transaction costs taken to profit or loss. Subsequent changes in their fair values are recognised in profit or loss.

3.6. Derivative Assets and Derivative Liabilities

Derivative instruments include transactions like interest rate swap, currency swap, forward foreign exchange contract etc. held for trading as well as risk management purposes. Derivative financial instruments are initially measured at fair value on the contract date and are subsequently re-measured to fair value at each reporting date. The Group does not have any derivative instrument during the reporting period.

3.7. Property and Equipment

Recognition and measurement: The Group applies the cost model to all property and equipment and recognise these at the cost of acquisition plus expenditures directly attributable to the acquisition of the asset, less accumulated depreciation and any accumulated impairment losses, if any. Cost also include the cost of replacing part of the equipment when the recognition criteria are met.

Depreciation: The Bank depreciates property, plant and equipment over the estimated useful life on a straight-line basis from the date the assets are ready for intended use. Assets acquired under finance lease and leasehold improvements are amortized over the lower of estimated useful life and lease term. The estimated useful lives of assets for the current and comparative period of significant items of property, plant and equipment are as follows:

Type of Assets	Useful Life
Buildings	50 Years
Leasehold Properties	5 Years
Computer & Accessories	5 Years
Vehicles - Two-Wheeler	5 Years
Vehicles - Four-Wheeler	7 Years
Furniture & Fixtures	5 Years
Equipment & Others – Equipment	5 Years
Equipment & Others – Others	5 Years

The Group has not measured the any property and plant at revaluation model and at fair value.

Assets having acquisition cost less than or equal NPR 10,000 have been written off as an expense in the Statement of Profit or Loss.



3.8. Goodwill/Intangible Assets

a. Goodwill

Any excess of the cost of acquisition over the fair values of the identifiable net assets acquired in Business Combination is recognised as goodwill. Goodwill is measured at cost less any accumulated impairment losses. The Group follows the partial goodwill method for the computation of goodwill in business combinations. Goodwill is reviewed for impairment annually, or more frequently, if events or changes in circumstances indicate that the carrying value may be impaired.

b. Intangible Assets:

Intangible assets are recognised when the cost of the asset can be measured reliably, there is control over the asset as a result of past events, future economic are expected from the asset. These intangible assets are recognised at historical cost less impairment less amortisation over their estimated useful life.

Amortisation of the intangible assets is calculated using the straight-line method over the useful life of 5 years.

3.9. Investment Property

Investment properties are land or building or both other than those classified as property and equipment under NAS 16 – “Property, Plant and Equipment”; and assets classified as non-current assets held for sale under NFRS 5 – “Non-Current Assets Held for Sale and Discontinued Operations”. Land and Building acquired as non-banking assets are recognised as investment property.

Investment properties are initially measured at cost, including transaction costs. Subsequently all investment properties are reported at fair value with any gains or losses in fair value reported in the statement of profit and loss as they arise. No depreciation is charges in investment property as they are not intended for the owner-occupied use.

3.10. Income Tax

Tax expenses comprises of current tax and deferred tax.

a. Current Tax

Current tax is the income tax expense is recognized in the statement of Profit or Loss, except to the extent it relates to items recognized directly in equity or other comprehensive income in which case it is recognized in equity or in other comprehensive income. Current tax is the amounts expected or paid to Inland Revenue Department in respect of the current year, using the tax rates and tax laws enacted or substantively enacted on the reporting date and any adjustment to tax payable in respect of prior years.

b. Deferred Tax

Deferred tax is recognised on temporary differences between the carrying amounts of assets and liabilities in the balance sheet and the amounts attributed to such assets and liabilities for tax purposes. Deferred tax liabilities are generally recognised for all taxable temporary differences and deferred tax assets are recognised to the extent that it is probable that future taxable profits will be available against which deductible temporary differences can be utilised.

Deferred tax is calculated using the tax rates expected to apply in the periods in which the assets will be realised or the liabilities settled, based on tax rates and laws enacted, or substantively enacted, by the balance sheet date. Deferred tax assets and liabilities are offset when they arise in the same tax reporting group and relate to income taxes levied by the same taxation authority, and when the group has a legal right to offset.

3.11. Deposit, debt securities issued and subordinated liabilities

a. Deposits

Deposits by banks & customers are financial liabilities of the bank as there is an obligation to deliver cash or financial assets back to the depositing bank or customer and are initially recognised at fair value, plus for those financial liabilities not at fair value through profit and loss. The transaction price is considered as the fair value for measuring the deposits.

b. Debt Securities Issued

Debt Securities are initially measured at the fair value less incremental direct cost and subsequently at their amortised cost using effective interest method except where the bank designates liabilities at fair value through profit or loss.

c. Subordinated Liabilities

These are the liabilities subordinated, at the event of winding up, to claims of depositors, debt securities issued and other creditors. It shall include redeemable preference shares, subordinated notes issued, borrowings etc.

3.12. Provisions

A provision is recognized if as a result of a past event, the bank has a present legal or constructive obligation that can be estimated reliably, and it is probable that an outflow of economic benefits will be required to settle the obligation. The amount recognised is the best estimate of the consideration required to settle the present obligation at the reporting date, taking in to account the risks and uncertainties surrounding the obligation at that date. Provisions are reviewed at each reporting date and adjusted to reflect the current best estimates and are reversed if there is not the probability of outflow of resources.

The contingent liability are the liabilities for which it is uncertain as to whether it will become an obligation as it depends on the occurrence of an uncertain future event. These amounts are off-balance sheet items and are disclosed when there is a possible obligation that may but probably will not require an outflow of resources.

A provision for onerous contracts is recognized when the expected benefits to be derived by the Bank from a contract are lower than the unavoidable cost of meeting its obligations under the contract.

3.13. Revenue Recognition

Revenue is recognized to the extent that it is probable that the economic benefits will flow to Bank and the consideration can be reliably measured. The following specific recognition criteria shall also be met for revenue recognition:

a. Interest Income

For all financial instruments measured at amortized cost and interest-bearing financial assets through other comprehensive income interest income or expense is recorded using the Effective Interest Rate (EIR). EIR is the rate that exactly discounts estimated future cash payments or receipts through the expected life of the financial instrument or a shorter period, where appropriate, to the net carrying amount of the financial asset or financial liability. The calculation of effective interest rate includes all charges and fee paid or received that are integral part of the effective interest only if considered necessary. Such a charges are not amortized over the life of the loan and advances as the income so recognized closely approximates the income that would have derived under effective interest method and are recognised directly in statement of profit and loss.

The interest income recognised in the statement of profit and loss includes the following:

- ▶ Interest income on financial assets measured at amortized cost calculated on an effective interest rate method, except for impaired loans and advances. These financial assets include investment in government securities, investment in NRB Bond and deposit instruments, reverse repos, interbank lending, etc.



- ▶ As per carve out on NAS 39 Para 9, the Bank has not included the fees and paid or received in loans and advances that are immaterial or impracticable to determine reliably the effective interest rate and have recognized them directly as revenue in the Statement of Profit or Loss.
- ▶ As per carve out on NAS 39 AG 93, the Bank has applied the effective interest rate to the gross carrying amount of a financial asset unless the financial asset is written off either partially or fully.
- ▶ Interest on investment securities is calculated on effective interest rate.
- ▶ Income on discounted instruments like bills purchased, documents negotiation is recognized over the period of discounting on accrual basis using effective interest rate.
- ▶ Interest income on all trading assets are considered to be incidental to the Group's trading operations and are presented together with all other changes in fair value of trading assets and liabilities in net trading income.
- ▶ The group has adopted the following criterion in to suspend the interest income where there is reasonable doubt about the collectability of the interest:
 - i. Loans where there is reasonable doubt about the ultimate collectability of principal or interest;
 - ii. Loans against which individual impairment as per NAS 39 or life time impairment as per NFRS 9 has been made;
 - iii. Loans where contractual payments of principal and/or interest are more than 3 months in arrears and where the "net realizable value" of security is insufficient to cover payment of principal and accrued interest;
 - iv. Loans where contractual payments of principal and/or interest are more than 12 months in arrears, irrespective of the net realizable value of collateral;
 - v. Overdrafts and other short-term facilities which have not been settled after the expiry of the loan and even not renewed within 3 months of the expiry, and where the net realizable value of security is insufficient to cover payment of principal and accrued interest;
 - vi. Overdrafts and other short-term facilities which have not been settled after the expiry of the loan and even not renewed within 12 months of the expiry, irrespective of the net realizable value of collateral.

b. Fee and Commission Income

Fees and commissions are generally recognised on an accrual basis when the service has been provided.

c. Dividend Income

Dividend income received from equity shares is recognized in the books when the bank's right to receive the dividend is established.

d. Net Trading Income

Net Trading Income includes all gains and losses from changes in fair value, related capital gain/loss and dividend from financial assets through profit and loss. Trading expenses are deducted from the trading income and the amount net of trading expenses are disclosed in statement of profit and loss.

e. Net Income from Other Financial Instrument at Fair Value Through Profit or Loss

Net income from other financial instrument measured at fair value through Profit or Loss includes all gains/(losses) arises from the revaluation of financial instrument at fair value.

f. Grant Income

Government grants is recognised in profit or loss on a systematic basis over the periods in which the entity recognises as expenses the related costs for which the grants are intended to compensate. Income approach is followed in recording grant income. Government grants related to the assets including non-monetary grants at fair value is presented in the statement of financial position by setting up Deferred Grant Income.

Grant received towards purchase of fixed assets has been recognised to asset account. Any depreciation on the assets, in the income statement will be reduced pro rata in accordance with grant relative to the asset value.

Grant received as reimbursements of operating expenses incurred or to be incurred are recognized in profit or loss as and when the cost is incurred.

Grants related to income are presented as part of profit or loss under other operating income.

3.14. Interest Expenses

Interest expense on all financial liabilities including deposits are recognized in profit or loss using effective interest rate method.

3.15. Employee Benefits

a. Short term employee benefits

The Group's short-term employee benefits mainly include wages, salaries, allowances, social security expenses, bonuses as provided in the law and other employee related expenses. Short term employee benefits are measured on an undiscounted basis and are charged to statement of profit and loss as and when the related service is provided.

b. Long term employee benefits

▶ Defined Contribution Plans

The contributions to defined contribution plans are recognised in profit or loss as and when the services are rendered by employees which the bank contributes fixed percentage of the salary to the Employee's Provident Fund. The Group has no further obligations under these plans beyond its periodic contributions.

▶ Defined Benefit Plans

A defined benefit plan is a post-employment benefit plan other than a defined contribution plan. The bank's net obligation in respect of defined benefit plans is calculated separately for each plan by estimating the amount of future benefit that employees have earned in return for their service in current and prior periods. That benefit is discounted to determine its present value. Any unrecognized past service costs and the fair value of any plan assets are deducted. The discount rate is the yield at the reporting date on corporate bonds, that have maturity dates approximating the terms of the bank's obligation and that are denominated in the currency in which the benefits are expected to be paid.

The defined benefit obligation is recognised on the basis of the report of qualified actuary using the projected unit credit method. The bank recognizes all actuarial gains and losses arising from defined benefit plans immediately in other comprehensive income and all expenses related to defined benefits plans in employee benefit are expensed in profit and loss account.

Measurements of the net defined benefit liability comprise actuarial gains and losses. The return on plan assets (excluding interest income) and the effect of the assets ceiling (if any excluding interest) are recognized immediately in Other Comprehensive Income. The bank determines the net interest expense (income) on the net defined liability (assets) for the period by applying the discount rate used to measure the defined benefit obligation at the beginning of the annual period to the then net defined benefits liability (assets), taking into account any changes in the net defined benefit liability (asset) during the period as a result of contribution and benefits payments. Net interest expenses and other expenses related to defined benefit plans are recognized as personnel expenses in Statement of profit and Loss.

The Group provides gratuity and leave encashment as the defined benefits plans to its employees.



3.16. Leases

Lease payments under an operating lease shall be recognized as an expense on a straight-line basis over the lease term unless another systematic basis is more representative of the time pattern of the user's benefit even if the payments to the lessors are not on that basis.

3.17. Foreign Currency Translation

The financial statements are presented in Nepalese Rupees which is the functional and presentation currency of the Company.

Transactions in foreign currencies are initially recorded in the relevant functional currency at the rates prevailing at the date of the transaction.

Monetary assets and liabilities denominated in foreign currencies are translated into the functional currency at the closing exchange rate prevailing as at the reporting date with the resulting foreign exchange differences, on subsequent re-statement/settlement, recognised in the statement of profit and loss as the gain/losses on the revaluation of foreign currencies. Non-monetary assets and liabilities denominated in foreign currencies are translated into the functional currency using the exchange rate prevalent, at the date of initial recognition (in case they are measured at historical cost) or at the date when the fair value is determined (in case they are measured at fair value) – the resulting foreign exchange difference, on subsequent re-statement / settlement, recognised in the statement of profit and loss, except to the extent that it relates to items recognised in the other comprehensive income or directly in equity. An amount equivalent to the net exchange gain /loss during the year is transferred to/other operating Income.

3.18. Financial Guarantee and Loan Commitments

Financial Guarantees are contingent liabilities that arise out of the contract that the bank might make specified payments to reimburse the holder for loss that it incurs because a specified debtor fails to make payment when it is due in accordance with terms of debt instrument. Guarantee liabilities being the off-balance items are disclosed if the outflow of economic resources is probable.

Loan commitment is the commitment where the Bank has confirmed its intention to provide funds to a customer or on behalf of a customer in the form of loans, overdrafts, future guarantees, whether cancellable or not, or letters of credit and the Bank has not made payments at the reporting date, those instruments are included in these financial statements as commitments.

3.19. Share Capital and Reserves

Equity is the residual interest in the total assets of the Bank after deducting all of its liability. Shares are classified as equity when the Bank has an unconditional right to avoid delivery of cash or another financial asset, that is, when the dividend and repayment of capital are at the sole and absolute discretion of the Bank and there is no contractual obligation whatsoever to that effect. Incremental costs directly attributable to the issue of an equity instrument are deducted from the initial measurement of the equity instruments considering the tax benefits achieved thereon.

Dividends on ordinary shares and preference shares classified as equity are recognized in equity in the period in which they are declared.

Reserves are the allocation out of profit or retained earnings. These are created as statutory requirement, accounting standard requirement and bank's own requirement.

3.20. Earnings per Share (EPS) including diluted EPS

Bank presents basic and diluted Earnings per share (EPS) data for its ordinary shares. Basic EPS is calculated by dividing the profit and loss attributable to ordinary equity holders of Bank by the weighted average number of ordinary shares outstanding during the period. Diluted EPS is determined by adjusting

both the profit and loss attributable to the ordinary equity holders and the weighted average number of ordinary shares outstanding, for the effects of all dilutive potential ordinary shares.

3.21. Segment Reporting

The Bank's operating segments are organized and managed separately through the respective department/business managers according to the nature of products and services provided with each segment representing a strategic business unit. These business units are reviewed by Chief Executive Officer of the Bank.

The Bank has identified two segments namely: Banking and Treasury Operations as operating segment and the segment report is set out in Notes 5.4.

Segment report include items directly attributable to a segment as well as those that can be allocated on a reasonable basis. The income, expenses, assets & liabilities that cannot be allocated to aforesaid segment or those related to head office are unallocated are included in Banking. The unallocated items generally comprise of head office assets, head office expenses, and tax assets and liabilities.

The geographical segment has been identified on the basis of the location of the branches in 7 different provinces of the country.

3.22. Investment in Associates

For the purpose of consolidation, the bank applies NAS 28 - Investments in Associates. Associates are entities in which the Bank has significant influence, but not control, over the operating and financial policies. Generally, the Bank holds more than 20%, but less than 50%, of their voting shares.

The investments in associates are initially recognised at cost and increased (or decreased) each year by the Bank's share of the post-acquisition profit/(loss) using equity method. The Bank ceases to recognise its share of the losses of equity accounted associates when its share of the net assets and amounts due from the entity have been written off in full, unless it has a contractual or constructive obligation to make good its share of the losses.



Notes Forming Part of the Financial Statements

Cash and Cash Equivalent

Note 4.1

Particulars	Group		Bank	
	31st Asar 2078	31st Asar 2077	31st Asar 2078	31st Asar 2077
Cash in Hand	1,481,293,165	1,288,637,380	1,481,270,083	1,288,622,198
Balance with Bank and Financial Institutions	357,202,209	1,244,124,360	310,980,870	1,214,558,291
Money at Call and Short Notice	3,463,916,596	5,357,294,675	3,463,911,596	5,357,294,675
Other	1,046,058,935	338,907,403	1,013,558,935	338,907,403
Total	6,348,470,905	8,228,963,817	6,269,721,484	8,199,382,567

Cash and Cash Equivalent includes the cash, bank balance, money at call and treasury bill with maturity of three months or less from the date of acquisition and is carried at amortised cost. The cash and balance with BFIs are maintained to manage the liquidity at the branch level. The money at call and other cash and cash equivalents are the highly liquid investment made by the bank.

Cash at vault and cash transit are adequately secured for the physical loss. The foreign convertible currency held in hand and banks are subject to price fluctuation due to market movement. The Bank continuously monitors and manages the market risk involved in foreign currency thus they are considered to be exposed to insignificant risks.

Due from Nepal Rastra Bank

Note 4.2

Particulars	Group		Bank	
	31st Asar 2078	31st Asar 2077	31st Asar 2078	31st Asar 2077
Statutory Balances with NRB	2,525,732,263	2,010,602,732	2,525,732,263	2,010,602,732
Securities Purchased under Resale Agreement	-	-	-	-
Other Deposit and Receivable from NRB	39,016,328	8,424,290	39,016,328	8,424,290
Total	2,564,748,592	2,019,027,022	2,564,748,592	2,019,027,022

Statutory Balance with Nepal Rastra Bank represent the cash balance that is required to be held as the Cash Reserve Ratio as per the regulatory norms. The other deposit and receivable are the foreign convertible currency deposit and are subject to price fluctuation due to market movement.

Placement with Bank and Financial Institutions

Note 4.3

Particulars	Group		Bank	
	31st Asar 2078	31st Asar 2077	31st Asar 2078	31st Asar 2077
Placement with domestic B/FIs	-	-	-	-
Placement with foreign B/FIs	-	-	-	-
Less: Allowances for impairment	-	-	-	-
Total	-	-	-	-

Placement with Banks and Financial Institution includes the placements with domestic as well as foreign bank and financial institutions with original maturities of more than three months from the acquisition date. The bank do not have any placement with banks and financial institutions at the reporting date.

Derivative Financial Instruments

Note 4.4

Particulars	Group		Bank	
	31st Asar 2078	31st Asar 2077	31st Asar 2078	31st Asar 2077
Held for Trading				
Interest Rate Swap	-	-	-	-
Currency Swap	-	-	-	-
Forward Exchange Contract	-	-	-	-
Others	-	-	-	-
Held for Risk Management				
Interest Rate Swap	-	-	-	-
Currency Swap	-	-	-	-
Forward Exchange Contract	-	-	-	-
Other	-	-	-	-
Total	-	-	-	-

A significant part of the derivatives in the portfolio are related to servicing corporate clients in their risk management to hedge. Mostly, foreign currency exposures. However, bank does not have any foreign currency exposures as on reporting date.

Other Trading Assets

Note 4.5

Particulars	Group		Bank	
	31st Asar 2078	31st Asar 2077	31st Asar 2078	31st Asar 2077
Treasury Bills	-	-	-	-
Government Bonds	-	-	-	-
NRB Bonds	-	-	-	-
Domestic Corporate bonds	-	-	-	-
Equities	85,181,579	25,126,115	-	-
Other	-	-	-	-
Total	85,181,579	25,126,115	-	-
Pledged	-	-	-	-
Non-pledged	85,181,579	25,126,115	-	-

Other trading assets includes the non derivative financial assets that are primarily held of trading purpose. The other trading assets are recognised at fair value through profit and loss and includes the securities, the Group, has acquired for generating the short term profit.

Loans and Advances to BFIs

Note 4.6

Particulars	Group		Bank	
	31st Asar 2078	31st Asar 2077	31st Asar 2078	31st Asar 2077
Loans to Microfinance Institutions	3,529,357,311	610,000,000	3,529,357,311	610,000,000
Other	-	-	-	-
Less: Allowances for Impairment	(45,743,946)	(6,100,000)	(45,743,946)	(6,100,000)
Total	3,483,613,365	603,900,000	3,483,613,365	603,900,000

Loans and Advances to BFIs has been carried at amortised cost and includes accrued interest receivable amounting NPR 10,592,242.



Allowances for impairment

Note 4.6.1

Particulars	Group		Bank	
	31st Asar 2078	31st Asar 2077	31st Asar 2078	31st Asar 2077
Balance at Shrawan 1	6,100,000	-	6,100,000	-
Impairment loss for the year:				
Charge for the year	45,743,946	6,100,000	45,743,946	6,100,000
Recoveries/reversal	6,100,000	-	6,100,000	-
Amount written off	-	-	-	-
Balance at Asar end	45,743,946	6,100,000	45,743,946	6,100,000

Loans and Advances to Customers

Note 4.7

Particulars	Group		Bank	
	31st Asar 2078	31st Asar 2077	31st Asar 2078	31st Asar 2077
Loan and advances measured at amortized cost	74,088,699,326	48,375,120,428	74,088,699,326	48,374,724,989
Less: Impairment allowances	-	-		
Collective Impairment	(1,017,074,404)	(610,914,508)	(1,017,074,404)	(610,914,508)
Individual Impairment	(152,375,048)	(102,905,869)	(152,375,048)	(102,905,869)
Net amount	72,919,249,873	47,661,300,051	72,919,249,873	47,660,904,611
Loan and advances measured at FVTPL	-	-	-	-
Total	72,919,249,873	47,661,300,051	72,919,249,873	47,660,904,611

The loans and advance to customers are carried at the amortised cost. After the initial recognition, loans and advances are subsequently measured at gross carrying amount using effective interest rate less the provision for impairment. The loan administration charges charged from the customer are considered immaterial thus are not considered while calculating the effective interest rate.

As per the carve out notice issued by ICAN, the Bank has measured impairment loss on loan and advances as the higher of amount derived as per norms prescribed by Nepal Rastra Bank for loan loss provision and amount determined as per paragraph 63 of NAS 39. The losses arising from impairment are recognised in 'Impairment charge for loans and other losses' in the Statement of Profit or Loss.

Analysis of Loan and Advances - By Product

Note 4.7.1

Particulars	Group		Bank	
	31st Asar 2078	31st Asar 2077	31st Asar 2078	31st Asar 2077
Product				
Term Loans	24,049,980,302	11,714,356,881	24,049,980,302	11,714,356,881
Overdraft	12,599,372,727	7,406,705,394	12,599,372,727	7,406,705,394
Trust Receipt/Import Loans	-	-	-	-
Demand And Other Working Capital Loans	605,806,276	317,999,312	605,806,276	317,999,312
Personal Residential Loans	11,291,197,303	10,099,855,295	11,291,197,303	10,099,855,295
Real Estate Loans	5,145,909,339	1,810,063,357	5,145,909,339	1,810,063,357
Margin Lending Loans	2,523,516,831	1,418,484,893	2,523,516,831	1,418,484,893
Hire Purchase Loans	4,093,750,045	4,469,155,630	4,093,750,045	4,469,155,630
Deprived Sector Loans	10,037,127,121	9,266,466,437	10,037,127,121	9,266,466,437
Bills Purchased	-	-	-	-
Staff Loans	608,814,984	337,730,498	608,814,984	337,335,058
Other	2,811,612,026	1,209,468,408	2,811,612,026	1,209,468,408
Sub total	73,767,086,953	48,050,286,104	73,767,086,953	48,049,890,665
Interest Receivable	321,612,373	324,834,324	321,612,373	324,834,324
Grand total	74,088,699,326	48,375,120,428	74,088,699,326	48,374,724,989

Analysis of Loan and Advances - By Currency

Note 4.7.2

Particulars	Group		Bank	
	31st Asar 2078	31st Asar 2077	31st Asar 2078	31st Asar 2077
Nepalese Rupee	74,088,699,326	48,375,120,428	74,088,699,326	48,374,724,989
Indian Rupee	-	-	-	-
United State Dollar	-	-	-	-
Great Britain Pound	-	-	-	-
Euro	-	-	-	-
Japanese Yen	-	-	-	-
Chinese Yuan	-	-	-	-
Other	-	-	-	-
Total	74,088,699,326	48,375,120,428	74,088,699,326	48,374,724,989



Analysis of Loan and Advances - By Collateral

Note 4.7.3

Particulars	Group		Bank	
	31st Asar 2078	31st Asar 2077	31st Asar 2078	31st Asar 2077
Secured				
Movable/immovable assets	58,561,677,612	39,057,902,355	58,561,677,612	39,057,902,355
Gold and silver	398,690,740	262,566,915	398,690,740	262,566,915
Guarantee of domestic B/FIs	-	-	-	-
Government guarantee	-	-	-	-
Guarantee of international rated bank	-	-	-	-
Collateral of export document	-	-	-	-
Collateral of fixed deposit receipt	630,687,723	243,275,009	630,687,723	243,275,009
Collateral of Government securities	-	-	-	-
Counter guarantee	-	-	-	-
Personal guarantee	6,090,877,773	1,210,967,042	6,090,877,773	1,210,571,603
Other collateral	8,406,765,476	7,600,409,106	8,406,765,476	7,600,409,106
Subtotal	74,088,699,326	48,375,120,428	74,088,699,326	48,374,724,989
Unsecured	-	-	-	-
Grant Total	74,088,699,326	48,375,120,428	74,088,699,326	48,374,724,989

Allowances for Impairment

Note 4.7.4

Particulars	Group		Bank	
	31st Asar 2078	31st Asar 2077	31st Asar 2078	31st Asar 2077
Specific allowances for impairment				
Balance at Shrawan 1	102,905,869	25,140,643	102,905,869	25,140,643
Impairment loss for the year:	-	-	-	-
Charge for the year	49,469,179	127,927,063	49,469,179	127,927,063
Recoveries/reversal during the year	-	(50,161,837)	-	(50,161,837)
Write-offs	-	-	-	-
Exchange rate variance on foreign currency impairment	-	-	-	-
Other movement	-	-	-	-
Balance at Asar end	152,375,048	102,905,869	152,375,048	102,905,869
Collective allowances for impairment				
Balance at Shrawan 1	610,914,508	377,923,107	610,914,508	377,923,107
Impairment loss for the year:	-	-	-	-
Charge/(reversal) for the year	406,159,896	232,991,401	406,159,896	232,991,401
Exchange rate variance on foreign currency impairment	-	-	-	-
Other movement	-	-	-	-
Balance at Asar end	1,017,074,404	610,914,508	1,017,074,404	610,914,508
Total allowances for impairment	1,169,449,452	713,820,377	1,169,449,452	713,820,377
Total allowances for impairment under NFRS	33,082,714	3,262,184	33,082,714	3,262,184

Investment Securities

Note 4.8

Particulars	Group		Bank	
	31st Asar 2078	31st Asar 2077	31st Asar 2078	31st Asar 2077
Investment securities measured at amortized cost	14,254,511,329	6,327,914,736	14,227,011,329	6,322,914,736
Investment in equity measured at FVTOCI	286,391,597	269,893,807	286,391,597	269,893,807
Total	14,540,902,926	6,597,808,543	14,513,402,926	6,592,808,543

Investment Securities measured at Amortized Cost:

The investment made in government bonds and treasury bills with original maturities of more than three months from the acquisition date measured at the amortised cost using the effective interest rate and are presented under this head. The details of the investment made in these securities are presented in Note 4.8.1.

Investment in Equity measured at FVTOCI

The bank's investment in shares and mutual fund are carried at fair value through other comprehensive income. The bonus share received is accounted by increasing the number of shares without changing the cost of the shares. Investment in unquoted equity securities have been valued at face value. Further, investment in Promoter shares has been valued at intrinsic value as of latest reporting dates. The details of the investment made in these securities are presented in Note 4.8.3.

Investment securities measured at amortized cost

Note 4.8.1

Particulars	Group		Bank	
	31st Asar 2078	31st Asar 2077	31st Asar 2078	31st Asar 2077
Debt Securities	-	-	-	-
Government Bonds	10,350,244,193	4,216,768,466	10,350,244,193	4,216,768,466
Government Treasury Bills	3,876,767,136	2,106,146,270	3,876,767,136	2,106,146,270
Nepal Rastra Bank Bonds	-	-	-	-
Nepal Rastra Bank Deposits Instruments	-	-	-	-
Other	27,500,000	5,000,000	-	-
Less: specific allowances for impairment	-	-	-	-
Total	14,254,511,329	6,327,914,736	14,227,011,329	6,322,914,736

Investment in equity measured at fair value through other comprehensive income

Note 4.8.2

Particulars	Group		Bank	
	31st Asar 2078	31st Asar 2077	31st Asar 2078	31st Asar 2077
Equity instruments				
Quoted Equity Securities	285,430,431	258,093,807	285,430,431	258,093,807
Unquoted Equity Securities	961,166	11,800,000	961,166	11,800,000
Total	286,391,597	269,893,807	286,391,597	269,893,807



Information relating to investment in equities

Investment Securities measured at fair value through other comprehensive income:	Group				Bank				
	31st Asar 2078		31st Asar 2077		31st Asar 2078		31st Asar 2077		
	Cost	Fair Value	Cost	Fair Value	Cost	Fair Value	Cost	Fair Value	
In Quoted Equity Instruments:									
Chilime Hydropower Company Limited 2500 equity shares of Rs 100 each	1,481,264	1,717,500	5,667,408	3,461,008	1,481,264	1,717,500	5,667,408	3,461,008	
Life Insurance Co. Nepal 500 equity shares of Rs 100 each	1,028,764	1,171,000	3,268,870	2,681,280	1,028,764	1,171,000	3,268,870	2,681,280	
Nepal Life Insurance Co. Ltd. 500 equity shares of Rs 100 each	1,092,787	959,500	32,948,941	37,317,420	1,092,787	959,500	32,948,941	37,317,420	
Prabhu Insurance Ltd. 1100 equity shares of Rs 100 each	902,392	1,056,000	8,346,947	7,223,325	902,392	1,056,000	8,346,947	7,223,325	
Soaltee Hotel Limited 10042 equity shares of Rs 100 each	2,686,881	2,631,004	2,686,881	1,546,468	2,686,881	2,631,004	2,686,880.56	1,546,468.00	
Sana Kisan Bikas Bank Ltd 802 equity shares of Rs 100 each	803,563	1,315,280	589,721	901,593	803,563	1,315,280	589,721	901,593	
United Modi Hydropower Ltd. 1026 equity shares of Rs 100 each	353,113	413,478	353,112.73	106,704.00	353,113	413,478	353,112.73	106,704.00	
Chhimek Laghubitta Bikas Bank Limited 3150 equity shares of Rs 100 each	5,640,863	5,474,700	1,386,490	2,002,330	5,640,863	5,474,700	1,386,490	2,002,330	
Nepal Doorsanchar Company Limited 5500 equity shares of Rs 100 each	7,448,430	7,227,000	33,504,923	27,428,125	7,448,430	7,227,000	33,504,923	27,428,125	
Nirhan Utthan Laghubitta Bittiya Sansstha Limited 2454 equity shares of Rs 100 each	3,648,631.74	3,926,400	489,815	609,000	3,648,631.74	3,926,400	489,815	609,000	
Surya Life Insurance Company Limited 7 equity shares of Rs 100 each	5,115	6,454	17,900	146,496	5,115	6,454	17,900	146,496	
General Insurance Company Limited* 100000 equity shares of Rs. 100 each	10,000,000	11,965,220	10,000,000	10,000,000	10,000,000	11,965,220	10,000,000	10,000,000	
Deprosco Laghubitta Bittiya Sansstha Limited 2875 equity shares of Rs 100 each	5,182,979	4,847,250	-	-	5,182,979	4,847,250	-	-	
Nepal Reinsurance Company Limited 4000 equity shares of Rs 100 each	6,118,375	6,376,000	-	-	6,118,375	6,376,000	-	-	
Vijaya Laghubitta Bittiya Sansstha Limited 4000 equity shares of Rs 100 each	7,242,280	7,276,000	-	-	7,242,280	7,276,000	-	-	
Asian Life Insurance Company Limited 1000 equity shares of Rs 100 each	1,322,190	1,348,000	-	-	1,322,190	1,348,000	-	-	
Nepal Life Insurance Company Limited 14030 equity shares of Rs 100 each	27,638,118	26,923,570	-	-	27,638,118	26,923,570	-	-	
Premier Insurance Company Limited 8500 equity shares of Rs 100 each	10,836,650	9,945,000	-	-	10,836,650	9,945,000	-	-	

Continue...



Investment Securities measured at fair value through other comprehensive Income:	Group				Bank			
	31st Asar 2078		31st Asar 2077		31st Asar 2078		31st Asar 2077	
	Cost	Fair Value	Cost	Fair Value	Cost	Fair Value	Cost	Fair Value
Shivam Cements Limited 6750 equity shares of Rs. 100 each	10,949,108	9,841,500	-	-	10,949,108	9,841,500	-	-
Shikhar Insurance Company Limited 17056 equity shares of Rs. 100 each	35,691,044	33,293,312	-	-	35,691,044	33,293,312	-	-
Citizen Investment Trust 12807 equity shares of Rs. 100 each	48,243,628	44,709,237	-	-	48,243,628	44,709,237	-	-
Bishal Bazar Company Limited 500 shares of Rs. 100 each	3,620,000	2,800,000	-	-	3,620,000	2,800,000	-	-
RMDC Laghubitta Bittiya Sanstha Ltd. 1000 equity shares of Rs. 100 each	1,195,753	1,373,000	-	-	1,195,753	1,373,000	-	-
Swarojgar Laghu Bitta Bikas Bank Limited 668 equity shares of Rs. 100 each	-	1,002,000	-	-	-	1,002,000	-	-
Asian Life Insurance Co. Limited 4535 equity shares of Rs. 100 each	-	-	2,447,862	2,752,745	-	-	2,447,862	2,752,745
Butwal Power Company Limited 33880 equity shares of Rs. 100 each	-	-	17,722,479	12,162,920	-	-	17,722,479	12,162,920
Gurans Life Insurance Company Ltd. 111 equity shares of Rs. 100 each	-	-	7,400	51,615	-	-	7,400	51,615
Himalayan General Insurance Co. Ltd 2534 equity shares of Rs. 100 each	-	-	1,857,339	1,061,746	-	-	1,857,339	1,061,746
Lumbini General Insurance Co. Ltd. 13149 equity shares of Rs. 100 each	-	-	9,347,635	5,956,497	-	-	9,347,635	5,956,497
National Life Insurance Co. Ltd. 12531 equity shares of Rs. 100 each	-	-	11,567,183	8,295,522	-	-	11,567,183	8,295,522
Prudential Insurance Co. Ltd. 447 equity shares of Rs. 100 each	-	-	312,354	220,371	-	-	312,354	220,371
Sagarmatha Insurance Co. Ltd. 7518 equity shares of Rs. 100 each	-	-	6,050,394	5,262,600	-	-	6,050,394	5,262,600
Shikhar Insurance Co. Ltd. 4752 equity shares of Rs. 100 each	-	-	5,056,505	4,842,288	-	-	5,056,505	4,842,288
Siddhartha Insurance Ltd. 21624 equity shares of Rs. 100 each	-	-	14,700,381	12,541,920	-	-	14,700,381	12,541,920
Swabalamban Laghubitta Bittiya Sanstha Limited 1717 equity shares of Rs. 100 each	-	-	1,619,503	2,117,061	-	-	1,619,503	2,117,061
Ridi Hydropower Development Company Ltd.* 5 equity shares of Rs. 100 each	-	-	-	420	-	-	-	420
United Insurance Co. (Nepal) Ltd. 243 equity shares of Rs. 100 each	-	-	32,904	89,910	-	-	32,904	89,910
Sub-total	193,131,926	187,598,405	169,982,944	148,779,364	193,131,926	187,598,405	169,982,944	148,779,364

Continue...



Investment Securities measured at fair value through other comprehensive Income:	Group				Bank			
	31st Asar 2078		31st Asar 2077		31st Asar 2078		31st Asar 2077	
	Cost	Fair Value	Cost	Fair Value	Cost	Fair Value	Cost	Fair Value
In Unquoted Equity Instruments:								
Nepal Clearing House Ltd. 3000 equity shares of Rs. 100 each	300,000	961,166	300,000	300,000	300,000	961,166	300,000	300,000
Prabhu Capital Ltd. 15000 equity shares of Rs. 100 each	-	-	1,500,000	1,500,000	-	-	1,500,000	1,500,000
Sub-total	300,000	961,166	1,800,000	1,800,000	300,000	961,166	1,800,000	1,800,000
In Mutual Funds:								
Citizens Mutual Fund -1 500000 units of Rs 10 each	5,000,000	6,290,000	5,000,000	5,030,000	5,000,000	6,290,000	5,000,000	5,030,000
Global IME Samunnat Scheme-1 50000 units of Rs 10 each	500,000	1,014,000	23,732,930	20,362,854	500,000	1,014,000	23,732,930	20,362,854
Nabil Balanced Fund-2 500000 units of Rs 10 each	5,000,000	7,050,000	5,000,000	4,950,000	5,000,000	7,050,000	5,000,000	4,950,000
Nabil Equity Fund 150000 units of Rs 10 each	1,713,527	2,190,000	9,094,897	8,486,913	1,713,527	2,190,000	9,094,897	8,486,913
NIBL Pragati Fund 100000 units of Rs 10 each	998,282	1,485,000	8,658,532	7,058,104	998,282	1,485,000	8,658,532	7,058,104
NIBL Sahabhagita 200000 units of Rs 10 each	2,000,000	2,000,000	2,000,000	2,000,000	2,000,000	2,000,000	2,000,000	2,000,000
NIBL Samridhhi Fund 1 100000 units of Rs 10 each	990,460	1,436,000	2,415,568	2,413,670	990,460	1,436,000	2,415,568	2,413,670
Kumari Equity Fund 250000 units of Rs 10 each	2,500,000	2,625,000	-	-	2,500,000	2,625,000	-	-
NIC Asia Balanced Fund 150000 units of Rs 10 each	1,500,000	2,059,500	2,000,000	2,076,000	1,500,000	2,059,500	2,000,000	2,076,000
NIC Asia Growth Fund 100000 units of Rs 10 each	1,000,000	1,500,000	10,000,000	10,190,000	1,000,000	1,500,000	10,000,000	10,190,000
NMB 50 100000 units of Rs 10 each	1,000,000	1,495,000	10,000,000	10,000,000	1,000,000	1,495,000	10,000,000	10,000,000
NMB Hybrid Fund L-1 500000 units of Rs 10 each	4,995,336	6,825,000	12,773,676	12,139,423	4,995,336	6,825,000	12,773,676	12,139,423
Siddhartha Equity Fund 150000 units of Rs 10 each	1,500,000	2,107,500	9,677,480	9,677,480	1,500,000	2,107,500	9,677,480	9,677,480
Sunrise First Mutual Fund 150000 units of Rs 10 each	1,500,000	2,400,000	5,000,000	5,000,000	1,500,000	2,400,000	5,000,000	5,000,000
Siddhartha Investment Growth Scheme II 1000000 units of Rs 10 each	10,000,000	14,200,000	10,000,000	10,000,000	10,000,000	14,200,000	10,000,000	10,000,000
Sanima Equity Fund 50000 units of Rs 10 each	500,000	839,500	10,000,000	9,930,000	500,000	839,500	10,000,000	9,930,000

Continue...

Investment Securities measured at fair value through other comprehensive Income:	Group				Bank			
	31st Asar 2078		31st Asar 2077		31st Asar 2078		31st Asar 2077	
	Cost	Fair Value	Cost	Fair Value	Cost	Fair Value	Cost	Fair Value
NIBL Samriddhi Fund 2 1000000 units of Rs 10 each	10,000,000	10,800,000	-	-	10,000,000	10,800,000	-	-
NIC Asia Dynamic Debt Fund 200000 units of Rs 10 each	2,000,000	2,000,000	-	-	2,000,000	2,000,000	-	-
NIC Asia Select 30 750000 units of Rs 10 each	7,500,000	7,500,000	-	-	7,500,000	7,500,000	-	-
Prabhu Select Fund 1468090 units of Rs 10 each	14,680,900	14,886,433	-	-	14,680,900	14,886,433	-	-
Sunrise Blue Chip Fund 250000 units of Rs 10 each	2,500,000	2,540,000	-	-	2,500,000	2,540,000	-	-
Sanima Large Cap Fund 250000 units of Rs 10 each	2,500,000	2,625,000	-	-	2,500,000	2,625,000	-	-
Laxmi Unnati Kosh 100000 units of Rs 10 each	1,000,000	1,262,000	-	-	1,000,000	1,262,000	-	-
Global IIME Samunnat Scheme 1 34620 units of Rs 100 each	587,501	702,094	-	-	587,501	702,094	-	-
Sub-total	81,466,006	97,832,026	125,353,083	119,314,443	81,466,006	97,832,026	125,353,083	119,314,443
Total	274,897,932	286,391,597	297,136,026	269,893,807	274,897,932	286,391,597	297,136,026	269,893,807

*Investment not yielding dividend in last 3 financial year.



Current Tax Assets

Note 4.9

Particulars	Group		Bank	
	31st Asar 2078	31st Asar 2077	31st Asar 2078	31st Asar 2077
Current tax assets				
Current year income tax assets	584,789,320	395,712,167	571,019,747	386,112,481
Tax assets of prior periods	-	-	-	-
Current tax liabilities				
Current year income tax liabilities	544,496,136	320,575,496	526,721,280	316,961,512
Tax liabilities of prior periods	-	-	-	-
Total	40,293,183	75,136,671	44,298,467	69,150,969

Current Tax Assets is the net of the advance tax plus Tax Deducted at Source (TDS) and the corporate income tax liability computed as per the provision of the Income Tax Act, 2058.

Investment in Subsidiaries

Note 4.10

Particulars	Group		Bank	
	31st Asar 2078	31st Asar 2077	31st Asar 2078	31st Asar 2077
Investment in Quoted Subsidiaries	-	-	-	-
Investment in Unquoted Subsidiaries	-	-	117,500,000	117,500,000
Total investment	-	-	117,500,000	117,500,000
Less: Impairment allowances	-	-	-	-
Net carrying amount	-	-	117,500,000	117,500,000

Investment in Quoted Subsidiaries

Note 4.10.1

Particulars	Group				Bank			
	31st Asar 2078		31st Asar 2077		31st Asar 2078		31st Asar 2077	
	Cost	Fair Value	Cost	Fair Value	Cost	Fair Value	Cost	Fair Value
-	-	-	-	-	-	-	-	-
-	-	-	-	-	-	-	-	-
Total	-	-	-	-	-	-	-	-

Investment in Unquoted Subsidiaries

Note 4.10.2

Particulars	Group				Bank			
	31st Asar 2078		31st Asar 2077		31st Asar 2078		31st Asar 2077	
	Cost	Fair Value	Cost	Fair Value	Cost	Fair Value	Cost	Fair Value
Muktinath Capital Limited	-	-	-	-	117,500,000	117,500,000	117,500,000	117,500,000
1,175,000 shares of Rs. 100 each								
Total	-	-	-	-	117,500,000	117,500,000	117,500,000	117,500,000

Information relating to subsidiaries of the Bank

Note 4.10.3

Particulars	Group		Bank	
	Percentage of ownership held by the Bank		Percentage of ownership held by the Bank	
	Current Year	Previous Year	Current Year	Previous Year
Muktinath Capital Limited	-	-	58.02%	58.02%

Non controlling interest of the subsidiaries

Note 4.10.4

Particulars	Group	
	Muktinath Capital Limited	
	31st Asar 2078	31st Asar 2077
Equity interest held by NCI (%)	41.98%	41.98%
Profit/(loss) allocated during the year	17,491,913	2,027,898
Accumulated balances of NCI as on Asar end 2076	100,746,350	85,178,547
Dividend paid to NCI	-	-

Investment in Associates

Note 4.11

Particulars	Group		Bank	
	31st Asar 2078	31st Asar 2077	31st Asar 2078	31st Asar 2077
Investment in quoted associates	-	-	-	-
Investment in unquoted associates	104,906,556	54,728,006	104,906,556	54,728,006
Total Investment	104,906,556	54,728,006	104,906,556	54,728,006
Less: Impairment allowances	-	-	-	-
Net Carrying amount	104,906,556	54,728,006	104,906,556	54,728,006

Muktinath Krishi Company Limited is recognised as the Associates as the Bank holds 27.78% of the shares of the company and Board of Directors comprise of two Bank's nominees. Investment in associates is accounted for using the equity method as per NAS 28 "Investment in Associates" considering the current year audited financial statement of the associates.

Investment in unquoted associates

Note 4.11.1

Particulars	Group				Bank			
	31st Asar 2078		31st Asar 2077		31st Asar 2078		31st Asar 2077	
	Cost	Fair Value	Cost	Fair Value	Cost	Fair Value	Cost	Fair Value
Muktinath Krishi Company Limited	-	-	-	-	100,000,000	104,906,556	50,000,000	54,728,006
10,00,000 Shares of Rs. 100 each, Rs. 100 paid								
Total	-	-	-	-	100,000,000	104,906,556	50,000,000	54,728,006



Information relating to Associates of the Bank

Note 4.11.3

Particulars	Group		Bank	
	Percentage of ownership held by the Bank		Percentage of ownership held by the Bank	
	31st Asar 2078	31st Asar 2077	31st Asar 2078	31st Asar 2077
Muktinath Krishi Company Limited			27.78%	27.78%

Equity Value of Associates

Note 4.11.4

Particulars	Group	
	31st Asar 2078	31st Asar 2077
Muktinath Krishi Company Limited	104,906,556	54,728,006

Investment Property

Note 4.12

Particulars	Group		Bank	
	31st Asar 2078	31st Asar 2077	31st Asar 2078	31st Asar 2077
Investment Properties measured at Fair Value				
Balance as on 1st Shrawan	-	-	-	-
Addition/(Disposal) during the year	-	-	-	-
Net Changes in fair value during the year	-	-	-	-
Adjustment/Transfer	-	-	-	-
Net Amount	-	-	-	-
Investment Properties measured at Cost				
Balance as on 1st Shrawan	33,115,680	-	-	-
Addition/(Disposal) during the year	-	33,115,680	-	-
Net Changes in fair value during the year	-	-	-	-
Adjustment/Transfer	-	-	-	-
Net Amount	33,115,680	33,115,680	-	-
Total	33,115,680	33,115,680	-	-

Property and Equipment

Note 4.13

Particulars	Group										Total Asar end 2078	
	Land	Building	Leasehold Properties	Computer & Accessories	Vehicles	Furniture & Fixtures	Machinery	Equipment & others				
Cost												
As on 1st Shrawan	337,865,288	4,900,000	227,664,446	60,863,439	62,145,748	100,705,646	58,930,359	142,019,473				995,094,399
Addition during the year												
Acquisition	11,062,090	-	59,016,037	14,935,199	34,138,786	20,974,654	12,606,392	29,114,585				181,847,744
Capitalization	-	-	-	-	-	-	-	-	-	-	-	-
Disposal during the year	-	-	(2,877,713)	(768,017)	(915,597)	(1,064,558)	(609,377)	(3,529,520)				(9,764,782)
Adjustment/Revaluation	-	-	-	-	-	-	-	-	-	-	-	-
Balance as on Asar end 2077	348,927,378	4,900,000	283,802,770	75,030,621	95,368,937	120,615,743	70,927,374	167,604,537				1,167,177,361
Addition during the year												
Acquisition	-	-	30,415,018	13,657,443	37,755,163	11,596,587	7,263,663	44,918,274				145,606,148
Capitalization	-	-	-	-	-	-	-	-	-	-	-	-
Disposal during the year	-	-	(5,941,651)	(1,313,753)	(6,187,775)	(2,651,387)	(788,964)	(9,461,479)				(26,345,009)
Adjustment/Revaluation	-	-	-	-	-	-	-	(7,975)				(7,975)
Balance as on Asar end 2078	348,927,378	4,900,000	308,276,137	87,374,311	126,936,325	129,560,942	77,402,073	203,053,358				1,286,430,524
Depreciation and Impairment												
As on 1st Shrawan	-	49,000	89,048,649	29,009,785	20,857,576	48,325,013	22,106,107	63,876,093				273,272,223
Depreciation charge for the year	-	98,000	44,729,213	10,962,625	13,914,803	18,080,971	11,560,747	30,611,661				129,958,019
Impairment for the year	-	-	-	-	-	-	-	-	-	-	-	-
Disposals	-	-	(1,796,288)	(472,683)	(915,592)	(689,375)	(363,833)	(2,403,103)				(6,640,875)
Adjustment	-	-	-	-	-	-	-	-	-	-	-	-
As on Asar end 2077	-	147,000	131,981,573	39,499,727	33,856,787	65,716,608	33,303,021	92,084,651				396,589,367
Impairment for the year												
Depreciation charge for the year	-	98,000	49,074,998	12,598,978	18,704,995	18,636,061	11,976,015	32,661,731				143,750,778
Disposals	-	-	(5,941,625)	(1,313,727)	(5,476,777)	(2,615,755)	(788,950)	(8,870,853)				(25,007,687)
Adjustment	-	-	-	-	-	-	-	-	-	-	-	-
As on Asar end 2078	-	245,000	175,114,946	50,784,978	47,085,005	81,736,913	44,490,086	115,875,529				515,332,458
Capital Work in Progress												
Capital Work in Progress	-	50,574,419	-	-	-	-	-	-	-	-	-	50,574,419
Net Book Value												
As on Asar end 2077	348,927,378	4,753,000	151,821,197	35,530,894	61,512,150	54,899,135	37,624,353	75,519,886				770,587,993
As on Asar end 2078	348,927,378	55,229,419	133,161,191	36,589,333	79,851,320	47,824,029	32,911,987	87,177,828				821,672,485



Particulars	Bank										Total Asar end 2078	
	Land	Building	Leasehold Properties	Computer & Accessories	Vehicles	Furniture & Fixtures	Machinery	Equipment & others				
Cost												
As on 1st Shrawan	337,865,288	4,900,000	227,664,446	59,446,756	61,946,848	97,630,500	58,488,419	141,421,043				989,363,300
Addition during the year												
Acquisition	11,062,090	-	57,061,722	14,635,997	34,138,786	19,622,539	12,046,232	27,936,870				176,504,237
Capitalization	-	-	-	-	-	-	-	-	-	-	-	-
Disposal during the year	-	-	(2,877,713)	(768,017)	(915,597)	(1,064,558)	(609,377)	(3,529,520)				(9,764,782)
Adjustment/Revaluation	-	-	-	-	-	-	-	-	-	-	-	-
Balance as on Asar end 2077	348,927,378	4,900,000	281,848,455	73,314,735	95,170,037	116,188,481	69,925,275	165,828,393				1,156,102,756
Addition during the year												
Acquisition	-	-	29,910,538	13,162,186	34,555,163	11,575,083	7,263,663	44,684,565				141,151,197
Capitalization	-	-	-	-	-	-	-	-	-	-	-	-
Disposal during the year	-	-	(5,941,651)	(1,313,753)	(6,187,775)	(2,651,387)	(788,964)	(9,461,479)				(26,345,009)
Adjustment/Revaluation	-	-	-	-	-	-	-	(7,975)				(7,975)
Balance as on Asar end 2078	348,927,378	4,900,000	305,817,342	85,163,168	123,537,425	125,112,177	76,399,974	201,043,504				1,270,900,969
Depreciation and Impairment												
As on 1st Shrawan	-	49,000	89,048,649	27,888,189	20,753,983	46,302,520	21,720,044	63,277,663				269,040,048
Depreciation charge for the year	-	98,000	44,540,928	10,817,940	13,853,342	17,558,884	11,538,277	30,513,056				128,920,428
Impairment for the year	-	-	-	-	-	-	-	-	-	-	-	-
Disposals	-	-	(1,796,288)	(472,683)	(915,592)	(689,375)	(363,833)	(2,403,103)				(6,640,875)
Adjustment	-	-	-	-	-	-	-	-	-	-	-	-
As on Asar end 2077	-	147,000	131,793,289	38,233,447	33,691,733	63,172,029	32,894,488	91,387,616				391,319,602
Impairment for the year	-	-	-	-	-	-	-	-	-	-	-	-
Depreciation charge for the year	-	98,000	48,662,262	12,398,477	18,159,710	17,916,170	11,976,015	32,172,431				141,383,065
Disposals	-	-	(5,941,625)	(1,313,727)	(5,476,777)	(2,615,755)	(788,950)	(8,870,853)				(25,007,687)
Adjustment	-	-	-	-	-	-	-	-				-
As on Asar end 2078	-	245,000	174,513,926	49,318,197	46,374,666	78,472,443	44,081,553	114,689,195				507,694,979
Capital Work in Progress	-	50,574,419	-	-	-	-	-	-				50,574,419
Net Book Value												
As on Asar end 2077	348,927,378	4,753,000	150,055,166	35,081,289	61,478,304	53,016,452	37,030,787	74,440,777				764,783,154
As on Asar end 2078	348,927,378	55,229,419	131,303,417	35,844,972	77,162,759	46,639,734	32,318,421	86,354,309				813,780,409

The Bank has acquired the land in Lazimpat, Kathmandu and Prithivi Chowk, Pokhara for the purpose of construction of the head office and province office respectively. Capital work-in-progress represent the expenditure incurred in the Corporate Office Building being constructed in Lazimpat, Kathmandu.

Goodwill and Intangible Assets

Note 4.14

Particulars	Group				
	Goodwill	Software		Other	Total Asar end 2078
		Purchased	Developed		
Cost					
As on 1st Shrawan	2,556,456	22,328,344	-	-	24,884,800
Addition during the year					
Acquisition	-	-	-	-	-
Capitalization	-	4,967,932	-	-	4,967,932
Disposal during the year	-	-	-	-	-
Adjustment/Revaluation	-	-	-	-	-
Balance as on Asar end 2077	2,556,456	27,296,276	-	-	29,852,732
Addition during the Year					
Acquisition	-	3,120,226	-	-	3,120,226
Capitalization	-	-	-	-	-
Disposal during the year		(9,295,525)			(9,295,525)
Adjustment/Revaluation					-
Balance as on Asar end 2078	2,556,456	21,120,977	-	-	23,677,433
Amortisation and Impairment					
As on 1st Shrawan	-	14,379,299	-	-	14,379,299
Amortisation charge for the year	-	2,987,702	-	-	2,987,702
Impairment for the year	2,556,456	-	-	-	2,556,456
Disposals	-	-	-	-	-
Adjustment	-	-	-	-	-
As on Asar end 2077	2,556,456	17,367,001	-	-	19,923,458
Impairment for the year	-	-	-	-	-
Amortisation charge for the year	-	3,667,666	-	-	3,667,666
Disposals	-	(9,291,441)	-	-	(9,291,441)
Adjustment	-	-	-	-	-
As on Asar end 2078	2,556,456	11,743,226	-	-	14,299,683
Capital Work in Progress	-	-	-	-	-
Net Book Value					
As on Asar end 2077	-	9,929,275	-	-	9,929,275
As on Asar end 2078	-	9,377,750	-	-	9,377,750



Goodwill and Intangible Assets

Note 4.14

Particulars	Bank				Total Asar end 2078
	Goodwill	Software		Other	
		Purchased	Developed		
Cost					
As on 1st Shrawan	-	21,869,850	-	-	21,869,850
Addition during the year					-
Acquisition	-	-	-	-	-
Capitalization	-	4,967,932	-	-	4,967,932
Disposal during the year	-	-	-	-	-
Adjustment/Revaluation	-	-	-	-	-
Balance as on Asar end 2077	-	26,837,782	-	-	26,837,782
Addition during the Year					
Acquisition	-	1,913,250	-	-	1,913,250
Capitalization	-	-	-	-	-
Disposal during the year	-	(9,295,525)	-	-	(9,295,525)
Adjustment/Revaluation	-	-	-	-	-
Balance as on Asar end 2078	-	19,455,507	-	-	19,455,507
Amortisation and Impairment					
As on 1st Shrawan	-	14,152,056	-	-	14,152,056
Amortisation charge for the year	-	2,913,982	-	-	2,913,982
Impairment for the year	-	-	-	-	-
Disposals	-	-	-	-	-
Adjustment	-	-	-	-	-
As on Asar end 2077	-	17,066,038	-	-	17,066,038
Impairment for the year	-	-	-	-	-
Amortisation charge for the year	-	3,332,310	-	-	3,332,310
Disposals	-	(9,291,441)	-	-	(9,291,441)
Adjustment	-	-	-	-	-
As on Asar end 2078	-	11,106,907	-	-	11,106,907
Capital Work in Progress	-	-	-	-	-
Net Book Value					
As on Asar end 2077	-	9,771,744	-	-	9,771,744
As on Asar end 2078	-	8,348,600	-	-	8,348,600

Deferred Tax Assets/Liabilities

Note 4.15

Particulars	Group			Bank		
	31st Asar 2078			31st Asar 2078		
	Deferred Tax Assets	Deferred Tax Liabilities	Net Deferred Tax (Assets)/ Liabilities	Deferred Tax Assets	Deferred Tax Liabilities	Net Deferred Tax Assets/ (Liabilities)
Deferred tax on temporary differences on following items						
Loans and Advances to BFIs	-	-	-	-	-	-
Loans and Advances to Customers	-	-	-	-	-	-
Investment Properties	-	-	-	-	-	-
Investment Securities	-	3,567,686	(3,567,686)	-	3,448,099	(3,448,099)
Property and Equipment	12,818,444	-	12,818,444	12,665,738	-	12,665,738
Employees' Defined Benefit Plan	37,392,833	-	37,392,833	37,188,757	-	37,188,757
Lease Liabilities	4,433,865	-	4,433,865	4,281,645	-	4,281,645
Provisions	1,119,621	-	1,119,621	1,119,621	-	1,119,621
Other Temporary Differences	3,210,343	-	3,210,343	3,210,343	-	3,210,343
Deferred tax on temporary differences	58,975,106	3,567,687	55,407,419	58,466,104	3,448,099	55,018,004
Deferred tax on carry forward of unused tax losses	-	-	-	-	-	-
Deferred tax due to changes in tax rate	-	-	-	-	-	-
Net Deferred Tax Asset (Liabilities) as on year end of 2078			55,407,419			55,018,004
Deferred Tax (Asset)/ Liabilities as on Shrawan 01			45,811,011			45,300,643
Origination/(Reversal) during the year			9,596,408			9,717,362
Deferred Tax expense (income) recognized in profit or loss			27,083,006			27,203,960
Deferred Tax expense (income) recognized in OCI			(17,486,598)			(17,486,598)
Deferred Tax expense (income) recognized directly in Equity			-			-

Particulars	Group			Bank		
	31st Asar 2078			31st Asar 2078		
	Deferred Tax Assets	Deferred Tax Liabilities	Net Deferred Tax (Assets)/ Liabilities	Deferred Tax Assets	Deferred Tax Liabilities	Net Deferred Tax Assets/ (Liabilities)
Deferred tax on temporary differences on following items						
Loans and Advances to BFIs	-	-	-	-	-	-
Loans and Advances to Customers	-	-	-	-	-	-
Investment Properties	-	-	-	-	-	-
Investment Securities	8,172,666	-	8,172,666	8,172,666	-	8,172,666
Property and Equipment	6,133,365	-	6,133,365	6,023,642	-	6,023,642
Employees' Defined Benefit Plan	28,580,388	-	28,580,388	28,339,112	-	28,339,112
Lease Liabilities	1,705,820	-	1,705,820	1,645,601	-	1,645,601
Provisions	1,119,621	-	1,119,621	1,119,621	-	1,119,621
Other Temporary Differences	99,151	-	99,151	-	-	-
Deferred tax on temporary differences	45,811,011	-	45,811,011	45,300,643	-	45,300,643
Deferred tax on carry forward of unused tax losses	-	-	-	-	-	-
Deferred tax due to changes in tax rate	-	-	-	-	-	-
Net Deferred Tax Asset (Liabilities) as on year end of 2077			45,811,011			45,300,643
Deferred Tax (Asset)/ Liabilities as on Shrawan 01			40,719,262			39,066,937
Origination/(Reversal) during the year			5,091,749			6,233,705
Deferred Tax expense (income) recognized in profit or loss			14,210,370			15,352,326
Deferred Tax expense (income) recognized in OCI			(9,118,621)			(9,118,621)
Deferred Tax expense (income) recognized directly in Equity			-			-



Other Assets

Note 4.16

Particulars	Group		Bank	
	31st Asar 2078	31st Asar 2077	31st Asar 2078	31st Asar 2077
Assets Held for Sale	-	-	-	-
Other Non-Banking Assets	-	-	-	-
Bills Receivable	-	-	-	-
Accounts Receivable	52,247,974	6,192,909	2,973,000	2,887,500
Accrued Income	4,783,221	4,241,548	4,783,221	4,241,548
Prepayments And Deposit	43,968,470	22,669,080	43,790,928	22,569,080
Income Tax Deposit	-	-	-	-
Deferred Employee Expenditure	136,621,412	127,983,960	136,621,412	127,976,853
Other Assets	50,901,618	53,725,677	48,966,521	53,160,470
Total	288,522,696	214,813,174	237,135,084	210,835,451

Due to Banks and Financial Institutions

Note 4.17

Particulars	Group		Bank	
	31st Asar 2078	31st Asar 2077	31st Asar 2078	31st Asar 2077
Money Market Deposits	-	-	-	-
Interbank Borrowing	-	-	-	-
Other Deposits from BFIs	5,419,586,925	2,322,270,747	5,419,586,925	2,322,270,747
Settlement and Clearing Accounts	-	-	-	-
Other Deposits from BFIs	-	-	-	-
Total	5,419,586,925	2,322,270,747	5,419,586,925	2,322,270,747

Other deposits from BFIs includes the balance maintained in the call and current account by B, C and D class financial institutions.

Nature wise segregation of other deposits from BFIs

Note 4.17.1

Particulars	Group		Bank	
	31st Asar 2078	31st Asar 2077	31st Asar 2078	31st Asar 2077
Current Deposits	53,688,517	73,420,404	53,688,517	73,420,404
Fixed Deposits	2,800,000,000	1,185,400,000	2,800,000,000	1,185,400,000
Call Deposits	2,565,898,407	1,063,450,343	2,565,898,407	1,063,450,343
Accrued Interest Payable	-	-	-	-
Total	5,419,586,925	2,322,270,747	5,419,586,925	2,322,270,747

Due to Nepal Rastra Bank

Note 4.18

Particulars	Group		Bank	
	31st Asar 2078	31st Asar 2077	31st Asar 2078	31st Asar 2077
Refinance from NRB	832,446,418	-	832,446,418	-
Standing Liquidity Facility	-	-	-	-
Lender of Last Resort facility from NRB	-	-	-	-
Securities sold under repurchase agreements	-	-	-	-
Other Payable to NRB	-	-	-	-
Total	832,446,418	-	832,446,418	-

The amount payable to NRB shall include amount of refinance facilities, standing liquidity facility, lender of last resort, sale and repurchase agreements, deposit from NRB etc.

Derivative Financial Instruments

Note 4.19

Particulars	Group		Bank	
	31st Asar 2078	31st Asar 2077	31st Asar 2078	31st Asar 2077
Held for Trading				
Interest Rate Swap	-	-	-	-
Currency Swap	-	-	-	-
Forward Exchange Contracts	-	-	-	-
Others	-	-	-	-
Held for Risk Management				
Interest Rate Swap	-	-	-	-
Currency Swap	-	-	-	-
Forward Exchange Contracts.	-	-	-	-
Others	-	-	-	-
Total	-	-	-	-

A significant part of the derivatives in the portfolio are related to servicing corporate clients in their risk management to hedge. Mostly, foreign currency exposures. However, bank does not have any foreign currency exposures as on reporting date.



Deposits from Customers

Note 4.20

Particulars	Group		Bank	
	31st Asar 2078	31st Asar 2077	31st Asar 2078	31st Asar 2077
Institutions Customers:				
Term Deposits	21,715,234,970	12,381,138,000	21,715,234,970	12,489,148,037
Call Deposits	6,925,671,022	6,184,330,787	6,925,671,022	6,184,330,787
Current Deposits	1,538,146,264	858,727,543	1,610,323,347	858,727,543
Other	146,684,432	56,675,056	146,684,432	56,675,056
Individual Customers:				
Term Deposits	30,645,840,405	19,792,397,756	30,645,840,405	19,792,397,756
Saving Deposits	25,066,273,000	17,591,192,607	25,066,273,000	17,591,192,607
Current Deposits	791,998,092	335,416,555	791,998,092	335,416,555
Other	889,106	2,974,361	889,106	2,974,361
Total	86,830,737,290	57,202,852,663	86,902,914,373	57,310,862,701

Deposits from customer is carried at amortised cost thus includes the accrued interest payable on the deposits.

Currency wise analysis of deposit from customers

Note 4.20.1

Particulars	Group		Bank	
	31st Asar 2078	31st Asar 2077	31st Asar 2078	31st Asar 2077
Nepalese Rupee	86,830,124,675	57,202,240,649	86,902,301,757	57,310,250,687
Indian Rupee		-		-
United State Dollar	612,599	612,014	612,599	612,014
Great Britain Pound		-		-
Euro		-		-
Japanese Yen		-		-
Chinese Yuan		-		-
Other	17	-	17	-
Total	86,830,737,290	57,202,852,663	86,902,914,373	57,310,862,701

The foreign currency deposit is converted to NPR equivalent by using closing rate of the reporting data as per NAS 21.

Nature wise segregation of other deposits from customers

Note 4.20.2

Particulars	Group		Bank	
	31st Asar 2078	31st Asar 2077	31st Asar 2078	31st Asar 2077
Current Deposits	2,401,815,074	1,194,139,097	2,402,321,439	1,194,144,097
Saving Deposits	25,147,644,268	17,614,161,363	25,147,644,268	17,614,161,363
Fixed Deposits	51,892,841,806	31,760,792,326	51,892,841,806	31,860,792,326
Call Deposits	6,854,742,211	6,179,152,910	6,926,412,928	6,187,157,948
Margin Deposits	65,460,363	33,853,499	65,460,363	33,853,499
Accrued Interest Payable	468,233,569	420,753,468	468,233,569	420,753,468
Total	86,830,737,290	57,202,852,663	86,902,914,373	57,310,862,701

Borrowing

Note 4.21

Particulars	Group		Bank	
	31st Asar 2078	31st Asar 2077	31st Asar 2078	31st Asar 2077
Domestic Borrowing				
Nepal Government	-	-	-	-
Other Institutions	-	-	-	-
Other	-	-	-	-
Sub total	-	-	-	-
Foreign Borrowing				
Foreign Bank and Financial Institutions	-	-	-	-
Multilateral Development Banks	-	-	-	-
Other Institutions	-	-	-	-
Sub total	-	-	-	-
Total	-	-	-	-

Provisions

Note 4.22

Particulars	Group		Bank	
	31st Asar 2078	31st Asar 2077	31st Asar 2078	31st Asar 2077
Provisions for redundancy	-	-	-	-
Provision for restructuring	-	-	-	-
Pending legal issues and tax litigation	3,732,070	3,732,070	3,732,070	3,732,070
Onerous contracts	-	-	-	-
Other	-	-	-	-
Total	3,732,070	3,732,070	3,732,070	3,732,070

The provisions have been made on account of litigation disclosed in Note 4.28.5.

Movement in provision

Note 4.22.1

Particulars	Group		Bank	
	31st Asar 2078	31st Asar 2077	31st Asar 2078	31st Asar 2077
Balance at 1st Shrawn	3,732,070	6,790,796	3,732,070	6,790,796
Provisions made during the year	-	-	-	-
Provisions used during the year	-	-	-	-
Provisions reversed during the year	-	(3,058,726)	-	(3,058,726)
Unwind of discount	-	-	-	-
Balance at Asar end	3,732,070	3,732,070	3,732,070	3,732,070



Other Liabilities

Note 4.23

Particulars	Group		Bank	
	31st Asar 2078	31st Asar 2077	31st Asar 2078	31st Asar 2077
Liability for employees Defined Benefit Obligations	82,921,968	69,493,160	82,921,968	69,063,609
Liability for long-service leave	17,941,653	8,528,551	17,155,462	8,153,849
Short-term employee benefits	65,267	6,569	-	-
Bills Payable	7,509,237	2,935,302	7,509,237	2,935,302
Creditors and Accruals	35,146,949	206,003,608	33,430,676	205,886,087
Interest payable on Deposit	-	-	-	-
Interest payable on Borrowing	-	-	-	-
Liabilities on Deferred Grant Income	-	-	-	-
Unpaid Dividend	45,285,811	1,419,808	26,847,933	1,419,808
Liabilities under Finance Lease	-	-	-	-
Employee Bonus Payable	191,097,898	124,357,767	184,479,262	112,597,255
Other	-	-	-	-
- Loan Security Fund	505,285,230	382,371,107	505,285,230	382,371,107
- TDS Payable	86,360,532	60,698,967	86,022,166	60,595,039
- Others	278,684,794	51,692,989	197,827,945	49,746,447
Total	1,250,299,338	907,507,827	1,141,479,877	892,768,503

Liabilities relating to employees benefits like liabilities for defined benefit obligation gratuity and pension fund, liabilities for long-service leave, short-term employee benefits etc., Creditors and accruals, unearned income, unpaid dividend etc. are presented under this account head of other liabilities.

Defined benefit obligations

Note 4.23.1

The amounts recognised in the statement of financial position are as follows:

Particulars	Group		Bank	
	31st Asar 2078	31st Asar 2077	31st Asar 2078	31st Asar 2077
Present value of unfunded obligations	100,863,621	78,021,711	100,077,430	77,217,458
Present value of funded obligations	23,885,092	25,400,098	23,885,092	25,400,098
Total present value of obligations	124,748,713	103,421,809	123,962,522	102,617,556
Fair value of plan assets	23,885,092	25,400,098	23,885,092	25,400,098
Present value of net obligations	100,863,621	78,021,711	100,077,430	77,217,458
Recognised liability for defined benefit obligations	100,863,621	78,021,711	100,077,430	77,217,458

Plan assets

Note 4.23.2

Plan assets comprise :

Particulars	Group		Bank	
	31st Asar 2078	31st Asar 2077	31st Asar 2078	31st Asar 2077
Equity securities	-	-	-	-
Government bonds	-	-	-	-
Bank deposit	-	-	-	-
Other	23,885,092	25,400,098	23,885,092	25,400,098
Total	23,885,092	25,400,098	23,885,092	25,400,098

Movement in the present value of defined benefit obligations

Note 4.23.3

Particulars	Group		Bank	
	31st Asar 2078	31st Asar 2077	31st Asar 2078	31st Asar 2077
Defined benefit obligations at Shrawan 1	103,421,809	82,391,733	102,617,556	82,391,733
Actuarial losses	(22,605,576)	(12,799,597)	(22,605,576)	(12,799,597)
Benefits paid by the plan	(2,513,405)	(3,111,565)	(2,495,343)	(3,111,565)
Current service costs and interest	46,445,885	36,941,238	46,445,885	36,136,985
Defined benefit obligations at Asar end	124,748,713	103,421,809	123,962,522	102,617,556

Movement in the fair value of plan assets

Note 4.23.4

Particulars	Group		Bank	
	31st Asar 2078	31st Asar 2077	31st Asar 2078	31st Asar 2077
Fair value of plan assets at Shrawan 1	25,400,098	24,298,929	25,400,098	24,298,929
Contributions paid into the plan	-	-	-	-
Benefits paid during the year	(2,163,701)	(1,284,577)	(2,163,701)	(1,284,577)
Actuarial (losses) gains	-	-	-	-
Expected return on plan assets	648,695	2,385,746	648,695	2,385,746
Fair value of plan assets at Asar end	23,885,092	25,400,098	23,885,092	25,400,098

Amount recognised in profit or loss

Note 4.23.5

Particulars	Group		Bank	
	31st Asar 2078	31st Asar 2077	31st Asar 2078	31st Asar 2077
Current service costs	37,322,595	29,317,469	37,322,595	28,861,749
Interest on obligation	6,934,648	5,146,138	6,934,648	5,146,138
Expected return on plan assets	(1,512,852)	(4,357,020)	(1,512,852)	(4,357,020)
Total	42,744,391	30,106,587	42,744,391	29,650,867

Amount recognised in other comprehensive income

Note 4.23.6

Particulars	Group		Bank	
	31st Asar 2078	31st Asar 2077	31st Asar 2078	31st Asar 2077
Actuarial (gain)/loss	(19,552,777)	(8,699,225)	(19,552,777)	(8,699,225)
Total	(19,552,777)	(8,699,225)	(19,552,777)	(8,699,225)

Actuarial assumptions

Note 4.23.7

Particulars	Group		Bank	
	31st Asar 2078	31st Asar 2077	31st Asar 2078	31st Asar 2077
Discount rate	9.00%	9.00%	9.00%	9.00%
Expected return on plan asset	9.00%	9.00%	9.00%	9.00%
Future salary increase	5.00%	6.00%	5.00%	6.00%
Withdrawal rate	3.00%	3.00%	3.00%	3.00%



Debt Securities Issued

Note 4.24

Particulars	Group		Bank	
	31st Asar 2078	31st Asar 2077	31st Asar 2078	31st Asar 2077
Debt securities issued designated as at fair value through profit or loss	-	-	-	-
Debt securities issued at amortised cost	-	-	-	-
Total	-	-	-	-

Subordinated Liabilities

Note 4.25

Particulars	Group		Bank	
	31st Asar 2078	31st Asar 2077	31st Asar 2078	31st Asar 2077
Redeemable preference shares	-	-	-	-
Irredeemable cumulative preference shares (liabilities component)	-	-	-	-
Other	-	-	-	-
Total	-	-	-	-

Share Capital

Note 4.26

Particulars	Group		Bank	
	31st Asar 2078	31st Asar 2077	31st Asar 2078	31st Asar 2077
Ordinary shares	4,811,550,803	4,324,989,486	4,811,550,803	4,324,989,486
Convertible preference shares (equity component only)	-	-	-	-
Irredeemable preference shares (equity component only)	-	-	-	-
Perpetual debt (equity component only)	-	-	-	-
Total	4,811,550,803	4,324,989,486	4,811,550,803	4,324,989,486

Ordinary shares

Note 4.26.1

Particulars	Bank	
	31st Asar 2078	31st Asar 2077
Authorized Capital		
50,000,000 Ordinary share of Rs. 100 each (Previous year : 40,000,000 Ordinary Shares of 100 each)	5,000,000,000	5,000,000,000
Issued capital		
48,115,508 Ordinary share of Rs. 100 each (Previous year : 43,249,895 Ordinary Shares of 100 each)	4,811,550,803	4,324,989,486
Subscribed and paid up capital		
48,115,508 Ordinary share of Rs. 100 each (Previous year : 43,249,895 Ordinary Shares of 100 each)	4,811,550,803	4,324,989,486
Total	4,811,550,803	4,324,989,486

The reconciliation of the number of share outstanding and the amount of share capital as at 31st Asar 2078 and 31st Asar 2077 is as follows:

Ordinary shares

Note 4.26.1

Particulars	31st Asar 2078	31st Asar 2077	31st Asar 2078	31st Asar 2077
	Numbers	Amount	Numbers	Amount
Number/ Amount of shares outstanding at the beginning of the period	43,249,895	4,324,989,486	30,647,601	3,064,760,123
Add: Bonus shares issued	4,865,613	486,561,317	6,472,773	647,277,338
Add: Right share issued	-	-	6,129,520	612,952,025
Add/(Less): Others adjustments	-	-	-	-
Number/ Amount of share at the end of the period	48,115,508	4,811,550,803	43,249,895	4,324,989,486

Ordinary share ownership

Note 4.26.2

Particulars	31st Asar 2078	31st Asar 2077	31st Asar 2078	31st Asar 2077
	Percent	Amount	Percent	Amount
Domestic ownership				
Nepal Government	-	-	-	-
"A" Class Licensed Institutions	-	-	-	-
Other Licensed Institutions	-	-	-	-
Other Institutions	2.15%	103,243,579	3.31%	143,139,711
Public	97.85%	4,708,307,224	96.69%	4,181,849,775
Other	-	-	-	-
Foreign Ownership				
	-	-	-	-
Total	100.00%	4,811,550,803	100.00%	4,324,989,486



List of principal shareholders holding 0.5% or more share of the total share of the bank

Note 4.26.3

Name	Nos. of Shares	% of Holding
Tulasi Ram Dhakal	1,061,000	2.21%
Min Prasad Gurung	1,032,090	2.15%
Krishna Man Shrestha	1,025,020	2.13%
Bharat Raj Dhakal	751,709	1.56%
Jagat Bandhu Aryal	672,856	1.40%
Hari Bahadur Gurung	662,394	1.38%
Khim Prakash Malla	660,200	1.37%
Narayan Kumar Shrestha	650,307	1.35%
Gobind Gurung	646,739	1.34%
Khagendra Raj Regmi	576,528	1.20%
Shanta Sharma	554,709	1.15%
Prakash Prasad Shrestha	493,101	1.02%
Shree Kant Regmi	471,827	0.98%
Sumit Kumar Agarwal	465,790	0.97%
Sashikant Agrawal	449,193	0.93%
Gajendra Man Shrestha	436,698	0.91%
Bharat Prasad Lamsal	368,894	0.77%
Sher Bahadur Rana	341,031	0.71%
Sandhya Poudel	340,150	0.71%
Naresh Kumar Sharma Pokhrel	318,345	0.66%
Rama Devi Sharma	303,551	0.63%
Rudra Bahadur B K	301,263	0.63%
Bimala Sharma Pokhrel	296,175	0.62%
Dhurba Raj Paudel	286,208	0.59%
Sitaram Kaphle	277,416	0.58%
Shiba Kumar Adhikari	274,337	0.57%
Punya Prasad Pokharel	241,861	0.50%

Reserves

Note 4.27

Particulars	Group		Bank	
	31st Asar 2078	31st Asar 2077	31st Asar 2078	31st Asar 2077
Statutory General Reserve	959,419,512	723,965,312	955,252,321	723,965,312
Exchange Equilisation Reserve	1,916,932	1,916,932	1,916,932	1,916,932
Corporate Social Responsibility Reserve	12,029,382	8,067,571	11,564,351	8,019,259
Capital Redemption Reserve	-	-	-	-
Regulatory Reserve	119,980,792	86,274,161	119,980,792	86,274,161
Investment Adjustment Reserve	-	1,500,000	-	1,500,000
Capital Reserve	-	-	-	-
Assets Revaluation Reserve	-	-	-	-
Fair Value Reserve	12,952,121	(14,341,547)	12,952,121	(14,341,547)
Dividend Equalisation Reserve	-	-	-	-
Actuarial Gain	22,030,727	8,343,783	22,030,727	8,343,783
Special Reserve	-	-	-	-
Other Reserve	-	-	-	-
Total	1,128,329,466	815,726,212	1,123,697,244	815,677,900

The brief description of the reserves are as follows:

Statutory General Reserve

Pursuant to Section 44 of the Bank and Financial Institution Act, 2073 banks and financial institutions are required to allocate 20% of the net profits of each fiscal year to the general reserve until the reserve is twice the paid up capital and thereafter minimum 10% of the net profit as this reserve being made pursuant to the statute, is not available for distribution. In line with the legal requirement the Bank has appropriated following amount in the Statutory General Reserves:

Particulars	31st Asar 2078	31st Asar 2077
Opening Balance of Statutory General Reserves	723,965,312	582,484,289
20% of Net Profit appropriated as per BAFIA	231,287,010	141,481,023
Closing Balance of Statutory General Reserves	955,252,321	723,965,312

Exchange Equilisation Reserve

Section 45 of the Bank and Financial Institution Act, 2073 requires every banks and financial institutions to set aside the 25% of the of the revaluation profits earned as a result of fluctuations in the exchange rates of foreign currencies, other than the Indian currency. Following is the movement of Exchange Equilisation Reserves:

Particulars	31st Asar 2078	31st Asar 2077
Opening Balance of Exchange Equilisation Reserve	1,916,932	38,602
25% of revaluation gain appropriated as per BAFIA	-	1,878,330
Closing Balance of Exchange Equilisation Reserve	1,916,932	1,916,932



Corporate Social Responsibility Reserve

NRB Directive 6 requires BFIs to create Corporate Social Responsibility Fund and appropriate an amount equivalent to 1% of net profit annually into this fund for covering expenditure related to CSR activities in the subsequent year. Accordingly, the bank has allocated the amount of NPR 11,564,350 to corporate social responsibility reserves for this year.

Particulars	31st Asar 2078	31st Asar 2077
Opening Balance of Corporate Social Responsibility Reserve	8,019,259	8,663,791
1% of net profit appropriated as per NRB Unified Directives	11,564,350	7,074,051
Less: CSR expenses during the year	(8,019,259)	(7,718,583)
Closing Balance of Corporate Social Responsibility Reserve	11,564,351	8,019,259

Regulatory Reserve

Regulatory Reserve is the statutory reserve made as per Directive No. 4 of the Nepal Rastra Bank. The regulatory reserve comprise of the interest income recognized against interest receivables, difference in loan loss provision as per NRB directive and impairment on loan and advance as per NFRS, amount equal to deferred tax assets, actuarial loss recognized in other comprehensive income, difference in provision on investment securities as per Directive No.8 and as per NFRS, amount of the non banking assets recognised and other adjustment occurred as a result of NFRS conversion.

The movement in Regulatory Reserves is as follows:

Particulars	31st Asar 2078	31st Asar 2077	31st Asar 2076
Opening Balance of Regulatory Reserves	86,274,161	114,810,622	-
Interest Receivable on Loans and Advances	38,779,869	4,306,836	21,876,083
Reversal from change in Fair value on equity instrument & Directive No. 8 requirement	(14,790,600)	(39,077,002)	53,867,602
Deferred Tax Assets	9,717,362	6,233,705	39,066,937
Closing Balance of Regulatory Reserves	119,980,792	86,274,161	114,810,622

The component wise break-up of the regulatory reserve is as follows:

Particulars	Interest Receivable	Short Provision for possible losses on Investment	Deferred Tax Assets	Fair Value Loss recognised in OCI	Total
Balance as on Asar 31st, 2076	21,876,083	20,007,448	39,066,937	33,860,154	114,810,622
Addition during the year FY 76/77	4,306,836	(20,007,448)	6,233,705	(19,069,554)	(28,536,461)
Balance as on Asar 31st, 2077	26,182,919	-	45,300,643	14,790,600	86,274,161
Addition during the year FY 77/78	38,779,869	-	9,717,362	(14,790,600)	33,706,630
Balance as on Asar 31st, 2078	64,962,788	-	55,018,004	-	119,980,792

Investment Adjustment Reserve

Directive No. 8 of Nepal Rastra Bank's Unified Directives requires, the Bank has to create the investment reserve of an amount equivalent to the investment in the equity shares if the shares remained unquoted for 3 years from the date of investment. Accordingly, the investment in following companies forms the part of Investment Adjustment Reserves:

Particulars	31st Asar 2078	31st Asar 2077
Prabhu Capital Limited	-	1,500,000
Closing Balance of Investment Adjustment Reserves	-	1,500,000

Fair Value Reserve

The fair value reserve is created as the part of the compliance of NFRS which comprise of the amount resulting from the fair value recognition of the investment securities which are carried through the other comprehensive income.

Particulars	31st Asar 2078	31st Asar 2077
Opening Balance of Fair Value Reserve	(14,341,547)	(30,639,396)
Appropriations during the year	27,293,669	16,297,849
Closing Balance of Fair Value Reserves	12,952,121	(14,341,547)

Fair value reserves comprise of :

Particulars	31st Asar 2078	31st Asar 2077
Fair Value Reserve created as a result of change in fair value of instruments routed through OCI	12,773,572	(15,848,796)
Fair Value Reserve created as a result of the application of equity method of accounting of Associates	178,549	1,507,249
Closing Balance of Fair Value Reserves	12,952,121	(14,341,547)

Actuarial Gain

Actuarial Gain reserve is created for the actuarial valuation of gratuity benefit to the employee of the Bank.

Particulars	31st Asar 2078	31st Asar 2077
Opening Balance of Actuarial Gain	8,343,783	2,254,326
Actuarial gain/(loss) on employee's defined benefit obligation valuation	13,686,944	6,089,458
Closing Balance of Actuarial Gain	22,030,727	8,343,783

Contingent liabilities and commitments

Note 4.28

Particulars	Group		Bank	
	31st Asar 2078	31st Asar 2077	31st Asar 2078	31st Asar 2077
Contingent liabilities	459,618,845	316,849,561	459,618,845	316,849,561
Undrawn and undisbursed facilities	3,718,351,814	2,089,670,786	3,718,351,814	2,089,670,786
Capital commitment	-	22,428,500	-	22,428,500
Lease Commitment	-	-	-	-
Litigation	-	-	-	-
Total	4,177,970,659	2,428,948,847	4,177,970,659	2,428,948,847

Contingent Liabilities

Note 4.28.1

Particulars	Group		Bank	
	31st Asar 2078	31st Asar 2077	31st Asar 2078	31st Asar 2077
Acceptance and documentary credit	61,098,567	-	61,098,567	-
Bills for collection	-	-	-	-
Forward exchange contracts	-	-	-	-
Guarantees	398,520,278	266,849,561	398,520,278	266,849,561
Underwriting commitment	-	-	-	-
Other commitments	-	50,000,000	-	50,000,000
Total	459,618,845	316,849,561	459,618,845	316,849,561



Undrawn and undisbursed facilities

Note 4.28.2

Particulars	Group		Bank	
	31st Asar 2078	31st Asar 2077	31st Asar 2078	31st Asar 2077
Undisbursed amount of loans	1,546,968,000	891,520,000	1,546,968,000	891,520,000
Undrawn limits of overdrafts	2,171,383,814	1,198,150,786	2,171,383,814	1,198,150,786
Undrawn limits of credit cards	-	-	-	-
Undrawn limits of letter of credit	-	-	-	-
Undrawn limits of guarantee	-	-	-	-
Total	3,718,351,814	2,089,670,786	3,718,351,814	2,089,670,786

Capital commitments

Capital expenditure approved by relevant authority of the bank but provision has not been made in financial statements is as follows:

Note 4.28.3

Particulars	Group		Bank	
	31st Asar 2078	31st Asar 2077	31st Asar 2078	31st Asar 2077
Capital commitments in relation to Property and Equipment				
Approved and contracted for	-	-	-	-
Approved but not contracted for	-	17,400,000	-	17,400,000
Sub total	-	17,400,000	-	17,400,000
Capital commitments in relation to Intangible assets				
Approved and contracted for	-	5,028,500	-	5,028,500
Approved but not contracted for	-	-	-	-
Sub total	-	5,028,500	-	5,028,500
Total	-	22,428,500	-	22,428,500

Lease commitments

Note 4.28.4

Particulars	Group		Bank	
	31st Asar 2078	31st Asar 2077	31st Asar 2078	31st Asar 2077
Operating Lease Commitments				
Future minimum lease payments under non cancellable operating lease, where the bank is lessee				
Not later than 1 year	-	-	-	-
Later than 1 year but not later than 5 years	-	-	-	-
Later than 5 years	-	-	-	-
Sub total	-	-	-	-
Finance Lease Commitments				
Future minimum lease payments under non cancellable operating lease, where the bank is lessee				
Not later than 1 year	-	-	-	-
Later than 1 year but not later than 5 years	-	-	-	-
Later than 5 years	-	-	-	-
Sub total	-	-	-	-
Grand total	-	-	-	-

The Bank has not entered into any non cancellable operating lease arrangements.

Litigation

Note 4.28.5

The Bank has filed the case against the suspended staffs for the misappropriation of the bank's funds by creating the fictitious borrowers. The district court has given its decision in favor of the bank and ordered the defendants to return the misappropriated funds. The defendants have further appealed to the High Court against the decision of the district court which is again decided in favour of bank. The provision of NPR 3,732,083 has been made for the possible liabilities at the initial year of the dispute itself.

The Bank does not have any other litigation except the cases in ordinary course of business. The Bank does not anticipate any financial liability in these pending lawsuits.

Interest Income

Note 4.29

Particulars	Group		Bank	
	31st Asar 2078	31st Asar 2077	31st Asar 2078	31st Asar 2077
Cash and Cash Equivalent	26,657,221	370,092,915	26,657,221	364,834,541
Due from Nepal Rastra Bank	-	-	-	-
Placement with Bank and Financial Institutions	-	-	-	-
Loan and Advances to Bank and Financial Institutions	176,330,051	10,681,355	176,330,051	10,681,355
Loans and Advances to Customers	6,857,759,671	6,000,845,993	6,857,759,671	6,000,845,993
Investment Securities	398,464,565	159,389,096	396,762,271	159,389,096
Loan and advances to Staff	117,748,323	56,742,378	117,748,323	56,742,378
Other Interest Income	8,394,931	-	8,394,931	-
Total interest income	7,585,354,763	6,597,751,736	7,583,652,469	6,592,493,363

Refer Note 13(a) for interest income recognition criterion.

Interest Expense

Note 4.30

Particulars	Group		Bank	
	31st Asar 2078	31st Asar 2077	31st Asar 2078	31st Asar 2077
Due to Bank and Financial Institutions	2,788,562	323,987,954	2,788,562	323,987,954
Due to Nepal Rastra Bank	4,039,615	1,429,785	4,039,615	1,429,785
Deposits from Customers	4,785,511,877	3,993,432,083	4,788,183,154	4,007,691,371
Borrowing	-	-	-	-
Debt Securities Issued	-	-	-	-
Subordinated Liabilities	-	-	-	-
Other Charges	-	-	-	-
Total Interest expense	4,792,340,054	4,318,849,822	4,795,011,330	4,333,109,109



Fees and Commission Income

Note 4.31

Particulars	Group		Bank	
	31st Asar 2078	31st Asar 2077	31st Asar 2078	31st Asar 2077
Loan Administration Fees	480,242,937	420,865,322	480,242,937	420,865,322
Service Fees	82,380,644	54,949,008	74,681,978	51,204,773
Consortium Fees	404,560	1,324,791	404,560	1,324,791
Commitment Fees	404,559	836,720	404,559	836,720
DD/TT/Swift Fees	90,446	29,417	90,446	29,417
Credit Card/ATM Issuance and Renewal Fees	12,898,820	5,362,815	12,898,820	5,362,815
Prepayment and Swap Fees	7,432,575	3,609,526	7,432,575	3,609,526
Investment Banking Fees	1,650,870	402,500	-	-
Asset Management Fees	4,643,908	49,249	-	-
Brokerage Fees	-	-	-	-
Remittance Fees	19,875,642	22,704,683	19,875,642	22,704,683
Commission on Letter Of Credit	366,924	40,766	366,924	40,766
Commission on Guarantee Contracts Issued	7,058,758	2,936,827	7,058,758	2,936,827
Commission on Share Underwriting/Issue	-	-	-	-
Locker Rental	474,000	446,550	474,000	446,550
Other Fees and Commission Income	8,747,451	1,599,954	1,087,821	267,901
Total Fees and Commission Income	626,672,094	515,158,130	605,019,020	509,630,094

Fees and Commission Expense

Note 4.32

Particulars	Group		Bank	
	31st Asar 2078	31st Asar 2077	31st Asar 2078	31st Asar 2077
ATM Management Fees	-	-	-	-
VISA/Master Card Fees	15,438,657	7,884,873	15,438,657	7,884,873
Guarantee Commission	-	-	-	-
Brokerage	-	-	-	-
DD/TT/Swift Fees	-	-	-	-
Remittance Fees and Commission	-	-	-	-
Other Fees and Commission Expense	21,117,070	15,435,713	16,628,976	14,878,090
Total Fees and Commission Expense	36,555,727	23,320,586	32,067,633	22,762,963

Payouts on account of fee and commission for services obtained by the bank is presented under this head.

Net Trading Income

Note 4.33

Particulars	Group		Bank	
	31st Asar 2078	31st Asar 2077	31st Asar 2078	31st Asar 2077
Changes in Fair Value of Trading Assets	729,129	(224,181)	-	-
Gain/loss on Disposal of Trading Assets	63,045,850	-	-	-
Interest Income on Trading Assets	-	-	-	-
Dividend Income on Trading Assets	-	-	-	-
Gain/loss Foreign Exchange Translation	6,242,536	6,259,454	6,242,536	6,259,454
Other	-	-	-	-
Net trading income	70,017,515	6,035,273	6,242,536	6,259,454

Trading income comprises gains less losses relating to trading assets and liabilities, and includes all realized interests, dividends and foreign exchange differences as well as unrealized changes in fair value of trading assets and liabilities are presented under this head.

Other Operating Income

Note 4.34

Particulars	Group		Bank	
	31st Asar 2078	31st Asar 2077	31st Asar 2078	31st Asar 2077
Foreign Exchange Revaluation Gain	(1,103,400)	7,513,320	(1,103,400)	7,513,320
Gain/loss on sale of Investment Securities	404,504,937	7,995,129	404,504,937	7,995,129
Fair value gain/loss on Investment Properties	-	-	-	-
Dividend on Equity Instruments	9,466,575	9,608,349	8,912,273	9,608,349
Gain/loss on sale of Property and Equipment	2,154,980	57,963	2,154,980	57,963
Gain/loss on sale of Investment Property	-	-	-	-
Operating Lease Income	-	-	-	-
Gain/loss on sale of Gold and Silver	-	-	-	-
Other Operating Income	-	-	-	-
- Share of Profit of Associates	178,549	1,507,249	178,549	1,507,249
- Provision written back	-	3,185,830	-	3,185,830
- Grant Income	3,074,000	2,791,309	3,074,000	2,791,309
- Other Income	10,581,892	2,997,404	4,475,289	2,997,404
Total	428,857,533	35,656,553	422,196,628	35,656,553

Impairment charge/(reversal) for loans and other losses

Note 4.35

Particulars	Group		Bank	
	31st Asar 2078	31st Asar 2077	31st Asar 2078	31st Asar 2077
Impairment charge/(reversal) on Loan and advances to BFIs	45,743,946	6,100,000	45,743,946	6,100,000
Impairment charge/(reversal) on Loan and Advances to Customers	449,529,075	310,756,628	449,529,075	310,756,628
Impairment charge/(reversal) on Financial Investment	-	-	-	-
Impairment charge/(reversal) on Placement with BFIs	-	-	-	-
Impairment charge/(reversal) on Property and Equipment	-	-	-	-
Impairment charge/(reversal) on Goodwill and Intangible assets	-	2,556,456	-	-
Impairment charge/(reversal) on Investment Properties	-	-	-	-
Total	495,273,021	319,413,084	495,273,021	316,856,628



Personnel Expenses

Note 4.36

Particulars	Group		Bank	
	31st Asar 2078	31st Asar 2077	31st Asar 2078	31st Asar 2077
Salary	405,286,630	364,910,327	398,355,914	360,569,256
Allowances	341,746,304	281,274,294	336,010,331	280,965,194
Gratuity Expense	33,770,311	25,973,795	33,770,311	25,892,778
Provident Fund	33,680,380	27,736,520	32,752,132	27,385,350
Uniform	-	14,634,800	-	14,634,800
Training & Development Expense	3,552,311	13,131,801	3,437,877	13,098,461
Leave Encashment	19,268,461	11,971,527	19,268,461	11,745,189
Medical	-	-	-	-
Insurance	4,540,419	4,059,945	4,540,419	3,953,465
Employees Incentive	1,311,806	3,901,076	1,311,806	3,901,076
Cash-Settled Share-Based Payments	-	-	-	-
Pension Expense	-	-	-	-
Finance Expense under NFRS	97,299,018	40,144,923	97,291,911	40,144,923
Other Expenses related to Staff	129,700	3,212,271	129,700	1,396,186
Subtotal	940,585,341	790,951,279	926,868,862	783,686,678
Employees Bonus	190,613,344	113,177,934	183,994,708	112,112,700
Grand Total	1,131,198,684	904,129,213	1,110,863,569	895,799,378

Employees Bonus is provided at 10% of net profit before bonus and taxes as per the requirement of Bonus Act, 2030. Expenses covered under this head include employees' salary, allowances, pension, gratuity, contribution to provident fund, training expenses, uniform expenses, insurance, staff bonus, finance expense under NFRS, cash-settled share-based payments etc. Staff Loans are measured fair value using the market rates.

Other Operating Expenses

Note 4.37

Particulars	Group		Bank	
	31st Asar 2078	31st Asar 2077	31st Asar 2078	31st Asar 2077
Directors' Fee	1,611,515	1,008,600	1,361,515	802,000
Directors' Expense	807,918	1,187,260	806,133	1,179,299
Auditors' Remuneration	1,114,500	1,113,000	1,000,000	1,000,000
Other Audit Related Expense	22,939	1,660	22,939	-
Professional and Legal Expense	1,505,955	2,555,714	1,477,705	2,407,159
Office Administration Expense	241,009,282	294,072,084	236,484,509	291,917,941
Operating Lease Expense	148,358,248	131,884,370	145,216,279	129,280,652
Operating Expense of Investment Properties	-	-	-	-
Corporate Social Responsibility Expense	8,128,636	7,718,583	8,019,259	7,718,583
Onerous Lease Provisions	-	-	-	-
Other	4,216,893	530,164	3,019,017	530,164
Total	406,775,886	440,071,434	397,407,357	434,835,797

All operating expense other than those relating to personnel expense are recognized and presented under this head. The expenses covered under this account head includes office administration expense, other operating and overhead expense, directors' emoluments, remuneration and non audit fee paid to auditors, professional and legal expense, branch closure cost expense, redundancy cost expense, expense of restructuring, impairment of non financial assets, expense of corporate social responsibility, onerous lease provisions etc.

Further, the details of the office administration expenses is presented in Note 4.37.1.

Office Administration Expense

Note 4.37.1

Particulars	Group		Bank	
	31st Asar 2078	31st Asar 2077	31st Asar 2078	31st Asar 2077
Water & Electricity	23,678,089	23,024,542	23,364,271	22,899,172
Repair & Maintenance	-	-	-	-
(a) Building	19,212	41,328	19,212	41,328
(b) Vehicle	3,553,772	2,661,554	3,553,772	2,661,554
(c) Office Equipment & Furniture	1,980,859	2,688,231	1,980,859	2,663,241
(d) Computer & Accessories	268,982	330,676	268,982	330,676
(e) Others	1,601,567	1,041,215	1,388,165	1,041,215
Insurance	4,578,685	4,263,823	4,513,173	4,263,823
Postage, Telex, Telephone & Fax	36,638,261	33,611,822	36,559,849	33,380,523
Printing, Stationery & Small Purchases	28,598,893	26,828,006	28,174,178	26,584,190
Newspaper, Books and Journals	71,793	492,468	53,893	472,228
Advertisement	6,033,204	12,860,040	5,348,921	12,759,620
Donation	105,000	560,000	-	560,000
Security Expenses	43,047,810	81,744,077	42,871,410	81,744,077
Deposit and Loan Insurance Guarantee Premium	27,597,423	21,650,669	27,597,423	21,650,669
Travel Allowance & Expenses	5,826,255	8,530,809	5,684,819	8,530,809
Entertainment	73,721	458,286	5,205	458,286
Annual/Special General Meeting Expenses	2,308,475	1,801,934	2,240,559	1,764,772
Covid Protection and Prevention	1,291,649	-	1,291,649	-
Others	-	-	-	-
Business Promotion & Sponsorship	9,619,178	23,518,961	9,619,178	23,411,494
Cleaning & Sanitation	5,366,226	4,500,789	5,263,696	4,362,391
Fuel & Gas	9,993,750	8,713,310	9,765,692	8,665,783
Official Program Expenses	687,852	3,573,700	687,852	3,573,700
Renewal & Registration	8,952,651	10,210,105	8,952,651	9,640,105
Small Office Utilities	2,750,625	5,017,881	2,750,625	5,017,881
Software Subscription & Support	5,071,953	6,993,516	5,071,953	6,778,404
Share Related Expenses	2,055,502	664,148	2,055,502	1,005,034
Tea, Coffee and Snacks	6,909,120	6,226,899	6,909,120	6,071,682
Plant & Property Written Off	107,862	1,052,882	107,862	1,052,882
Other Administrative Expenses	2,220,915	1,010,414	384,040	532,405
Total	241,009,282	294,072,084	236,484,509	291,917,941

Depreciation and Amortisation

Note 4.38

Particulars	Group		Bank	
	31st Asar 2078	31st Asar 2077	31st Asar 2078	31st Asar 2077
Depreciation on Property and Equipment	143,750,778	129,958,019	141,383,065	128,920,428
Depreciation on Investment Property	-	-	-	-
Amortisation of Intangible Assets	3,667,666	2,987,702	3,332,310	2,913,982
Total	147,418,444	132,945,722	144,715,375	131,834,410



Non Operating Income

Note 4.39

Particulars	Group		Bank	
	31st Asar 2078	31st Asar 2077	31st Asar 2078	31st Asar 2077
Recovery of loan written off	-	-	-	-
Other income	14,180,000	173,125	14,180,000	173,125
Total	14,180,000	173,125	14,180,000	173,125

The income that have no direct relationship with the operation of transactions is presented under this head. The non operating income is the local currency equivalent of Euro 100,000 awarded by The European Microfinance Platform (e-MFP) to the Bank for winning European Microfinance Award 2020.

Non Operating Expenses

Note 4.40

Particulars	Group		Bank	
	31st Asar 2078	31st Asar 2077	31st Asar 2078	31st Asar 2077
Loan Written off	-	-	-	-
Redundancy Provision	-	-	-	-
Expense of Restructuring	-	-	-	-
Other Expense	-	-	-	-
Total	-	-	-	-

The expenses that have no direct relationship with the operation of Bank's regular transactions is presented under this head.

Income Tax Expenses

Note 4.41

Particulars	Group		Bank	
	31st Asar 2078	31st Asar 2077	31st Asar 2078	31st Asar 2077
Current tax expense				
Current year	544,496,136	320,575,496	526,721,280	316,961,512
Adjustments for prior years	-	-	-	-
Deferred tax expense				
Origination and reversal of temporary differences	(27,083,006)	(14,210,370)	(27,203,960)	(15,352,326)
Changes in tax rate	-	-	-	-
Recognition of previously unrecognised tax losses	-	-	-	-
Total income tax expense	517,413,130	306,365,127	499,517,320	301,609,186

Reconciliation of tax expense and accounting profit

Note 4.41.1

Particulars	Group		Bank	
	31st Asar 2078	31st Asar 2077	31st Asar 2078	31st Asar 2077
Profit before tax	1,715,520,089	1,016,044,956	1,655,952,368	1,009,014,303
Tax amount at tax rate of 30%	514,656,027	302,704,291	496,785,710	302,704,291
Add: Tax effect of expenses that are not deductible for tax purpose	31,767,000	20,145,228	30,809,117	16,531,244
Less: Tax effect on exempt income	1,931,891	2,274,023	873,547	2,274,023
Add/less: Tax effect on other items	5,000	-	-	-
Total income tax expense	544,496,136	320,575,496	526,721,280	316,961,512
Effective tax rate	31.74%	31.55%	31.81%	31.41%

Statement of Distributable Profit or Loss

As on 31st Asar 2078 (July 15, 2021)

(As per NRB Regulation)

Particulars	Bank	
	31st Asar 2078	31st Asar 2077
Retained Earnings of previous year available for distribution	7,097,884	24,286,498
Net profit or (loss) as per statement of profit or loss	1,156,435,048	707,405,117
Appropriations:		
a. General Reserve	(231,287,010)	(141,481,023)
b. Foreign Exchange Fluctuation Fund	-	(1,878,330)
c. Capital Redemption Reserve	-	-
d. Corporate Social Responsibility Fund	(11,564,350)	(7,074,051)
e. Employees' Training Fund		-
f. Other		
- Investment Adjustment Reserve	1,500,000	-
- CSR Expenses routed through SoPL	8,019,259	7,718,583
- Share of profit of Associate company accounted as per equity method	(178,549)	(1,507,249)
- Realised Gain on Derecognition of Equity Instrument	-	396,724
- Transaction Cost attributable to the issuance of Equity Shares	-	(2,623,568)
Profit or (loss) before regulatory adjustment	930,022,281	585,242,700
Regulatory adjustment :		
a. Interest receivable (-)/previous accrued interest received (+)	(38,779,869)	(4,306,836)
b. Short loan loss provision in accounts (-)/reversal (+)		-
c. Short provision for possible losses on investment (-)/reversal (+)	-	20,007,448
d. Short loan loss provision on Non Banking Assets (-)/reversal (+)		-
e. Deferred tax assets recognised (-)/ reversal (+)	(9,717,362)	(6,233,705)
f. Goodwill recognised (-)/ impairment of Goodwill (+)		-
g. Bargain purchase gain recognised (-)/resersal (+)		-
h. Actuarial loss recognised (-)/reversal (+)		-
i. Other (+/-)		
- Gains/(losses) from investments in equity instruments	14,790,600	19,069,554
Distributable profit or (loss)	896,315,651	613,779,161



5.1 Risk Management

The robust risk management capabilities is imperative in order to achieve an effective risk management framework and contain the risks associated with the business, a fully functional Risk Management Committee is responsible for identifying reporting, controlling and managing credit risk, operational risk, market risk & liquidity risk. The Risk Management Committee oversees global, macro, micro and departmental level risk that arise out of daily business operation as well as on periodic basis and are put to the oversight of Senior Management, Risk Management Committee and the Board committee to discuss the reports thereon and issue instructions as appropriate.

Risk Management Committee:

The Risk Management Committee is an independent committee of the Directors that has, as its sole and exclusive function, responsibility for the risk management policies of the Bank and oversight of implementation of risk management framework of Bank. The committee assists the Board of Directors in fulfilling its oversight responsibilities with regard to risk appetite that the Bank is able and willing to assume in its exposures and business activities, risk management, compliance framework, and governance structure that supports it. It periodically reviews the risk management process to ensure its integrity, accuracy, and reasonableness. It also reviews whether the internal control and risk management system is adequate or not to ensure well-ordered and prudent conduct of business. The committee reviews the overall risk management structure and monitor the effectiveness of the risk management system.

Risk Governance

The Bank implemented policies and procedures to mitigate the risk at enterprises level arising to the bank and has trained risk culture among the employees by establishing ownership mentality, capacity building programs, well defined job responsibilities and inhabiting good ethical culture. The Risk Management Committee is responsible for the establishment of, and compliance with, policies relating to Operation risk & Credit risk.

The Bank's risk governance structure is such that the responsibility for maintaining risk within the banks risk blanket is dropped down from the Board to the appropriate functional, client business, senior management and committees. The Board has set policies and procedures of risk identification, risk evaluation, risk mitigation, and control/ monitoring in line with NRB directives, and has effectively implemented the same at the Bank. The effectiveness of the Bank's internal control system is reviewed regularly by the Board, its committees, senior management, and internal audit committee.

Credit Risk

Credit risk management strategies include effectively managing the risk of financial losses arising out of booking an exposure on counterparty and also ensuring independence of the credit risk function from the origination, trading and sales function. Credit risk is managed through a defined framework which sets out policies, procedures and standards covering the measurement and management of credit risk. Clear segregation of duties has been established between transaction originator in the business and the approvers in the risk function.

Credit Risk Mitigation (CRM)

The Bank follows the well defined procedures to manage and mitigate the credit related risk at the various level:

- ▶ The credit applications are initially reviewed at the branch where the branch assess the credit worthiness of the proposed borrower and the quality of the security offered.
- ▶ As a second level of defense the Business Development Officers have been appointed at the regional level to independently oversee whether the proceeding of the loan approval, creditworthiness and collateral offered complies with the bank's and central bank's norms.

- ▶ The credit proposal, if exceeds the prescribed threshold are then reviewed by the Risk Management Department which evaluates the underlying risk of the proposal and decides whether the proposal is within the risk appetite of the bank. This department is independent of the business unit and reports directly to the Board level committee, Risk Management Committee.
- ▶ After due review and identification of the underlying risk by the Risk Management Department, the proposal passes through different approving authorities depending upon the type of the proposal(funded or unfunded), level of underlying risk and amount of the proposal.
- ▶ Once the proposal is approved by the prescribed approving authority, the execution of security documents, post approval proceeding are initiated and completed at the branch level. The Credit Administration Department reviews the security documents to ensure compliance with the Bank's and Central Bank's norms before disbursement of the credit facilities.
- ▶ As a measure to mitigate the risk after disbursal, the bank monitors and reviews on quarterly to annual basis depending upon the type of the facilities. The level of risk and early warning signals (EWS) are identified on every review and necessary actions are taken if required.
- ▶ The internal audit function of the bank on the periodic basis independently observes the compliance and the status of the borrowers and recommends the management with the best practices that has to be adopted. The internal audit department directly reports the Audit Committee which is a board level committee.
- ▶ On the portfolio level, the bank's risk management strategies includes diversifying the borrowing pool, risk based pricing, establishing the suitable exposure limits for borrowers and group of borrowers to ensure the risk exposure is under the risk appetite expressed by the Risk Management Policy of the bank.

Operational Risk

Operational risk stems from the risk of loss resulting from inadequate or failed internal processes, people and systems or from external events. Operational risk is recognized as a separate risk category which the bank manages through Risk Management Guideline approved by the Board. The primary oversight body for the management of operational risk is the Risk Management Committee. The bank has also in place the dedicated Risk Management Department for monitoring and reporting the operational risk faced by the bank. The Bank have "Operational Risk Monitoring & Reporting Framework 2019" to identify and mitigate the operational risk at bank as a whole, implementing control points and creating measures for any hostile circumstances.

Risk management generally encompasses the process of identifying risks to the bank, measuring exposures to those risks, ensuring that the risk is below the risk appetite of the bank and monitoring program is in place, monitoring risk exposures and corresponding capital needs on an ongoing basis, taking steps to control or mitigate risk exposures and reporting to Risk Management Committee and the Board on the bank's risk exposures and capital positions. Internal controls are typically embedded in a bank's day-to-day business and are designed to ensure, to the extent possible, that bank activities are efficient and effective, information is reliable, timely and complete and the bank is compliant with applicable laws and regulation.



Risks	Potential Risk	Risk Mitigants
Internal Process Risks	Overriding the implemented standard operating procedures and processes.	The Bank has implement the well defined set of polices and processes for the execution of the every type of task in branch and department. The compliance to the same is examined by Internal Audit Department on an ongoing basis.
People Risks	"Untrained or underdeveloped staffs"	Ensure employees are well trained on the basis of their functions.
	Poor HR management	Ensuring right and adequate staff at the right place.
	Fraud and Misappropriations	Regular internal check and reconciliations.
	Absenteeism and late attendance	Checked through the implementation of bio metric attendance device and human resource software.
	Attrition Risk	Formal process are in place for succession planning. Further the various staffs facilities have been extended to the employees to retain, motivate and reduce the attrition risks.
"Information System Risks"	Physical Threats	CCTV, access door, panic alarm is placed in various places.
	Cyber Attacks	Use of firewall, antivirus, other software and regular monitoring.
	Infrastructure failures	Separate disaster recovery site (near site and far site) has been set up.
	Loss of Data	Data back up is kept on regular basis.
<p>The Bank has in place the "Business Continuity and Disaster Recovery Policy" which set outs the contingency and alternative plans in case system failure due to external and internal events and ensure minimum down time. The bank's systems is regularly updated to keep pace with information requirement.</p>		
Compliance Risks	Breach of laws and regulations.	To ensure the compliance with all regulatory requirements including reporting impact of regulatory changes separate Compliance Department has been set up.
External Events	Theft or Destruction of Bank's Assets	Physical security of the Bank is under 24 hour surveillance both vide CCTV and security guard.
	Natural Disaster Risk	"Business Continuity and Disaster Recovery Policy" are followed in case of the unfavorable circumstances due to natural disasters.

Market Risk

Market risk refers to the risk to a bank resulting from movements in market prices, in particular, changes in interest rates, foreign exchange rates, and equity and commodity prices. Market risk is defined as the risk of losses in on and off-balance sheet positions arising from movements in market prices. The risks subject to this requirement are as follows:

Interest Rate Risk:

Interest rate risk is the risk that the fair value or future cash flows of a financial instrument will fluctuate because of changes in market interest rates.

Currency Risk:

Foreign exchange risk is the potential for the Bank to experience volatility in the value of its assets, liabilities and solvency and to suffer actual financial losses as a result of changes in value between the currencies of its assets and liabilities and its reporting currency.

Equity Price Risk:

Equity price risk is the risk that the fair value or future cash flows of a financial instrument will fluctuate because of changes in equity prices (other than those arising from interest rate risk or currency risk), whether

those changes are caused by factors specific to the individual financial instrument or its issuer, or by factors affecting all similar financial instruments traded in the market.

The Bank recognizes market risk as the possibility for loss of earnings or economic value to the Bank caused due to adverse changes in the market level of interest rates or prices of securities (equity), foreign exchange rates and volatilities of those prices. Bank has an Asset Liability Management Committee (ALCO) which meets periodically to discuss product pricing for deposits and advances and maturity profiles of assets and liabilities, articulating interest rate, view of bank, funding policy, transfer pricing policy and balance sheet management. Market risk comprises three types of risk: foreign exchange rates (currency risk), market interest rates (interest rate risk), and market prices (price risk).

Liquidity Risk

Liquidity risk is the risk that a company or bank may be unable to meet short term financial demands. This usually occurs due to the inability to convert a security or hard asset to cash without a loss of capital and/or income in the process. Liquidity risk arises because of the possibility that the Bank might be unable to meet its payment obligations when they fall due, as a result of mismatches in the timing of the cash flows under both normal and stress circumstances. Such scenarios could occur when funding needed for liquid asset positions is not available to the Bank on acceptable terms.

The Bank measures the liquidity by the various financial ratios. The favorable liquidity ratios are the outcome of the effective liquidity management policies of the bank. The Bank monitor these ratios closely and determine whether the liquidity management strategies and policies adopted by are appropriate in circumstances. These ratios also function to fill the void that may exists between the changing economic environment vis-à-vis the bank liquidity management policies. The liquidity risk is daily monitored by the Treasury Department and the liquidity ratio is also maintained above the regulatory requirement.

The following table depicts the maturity profile of the assets and labializes as at the closing date which is closely monitored to determine the liquidity level:

In 000's

Particulars	1-90 Days	91-180 Days	181-270 Days	271-365 Days	Over 1 Year	Total Amount
Assets						
Cash and Cash Equivalent	6,269,721	-	-	-	-	6,269,721
Due from Nepal Rastra Bank	2,564,749	-	-	-	-	2,564,749
Loans and Advances	6,120,506	5,465,628	6,091,310	3,926,418	54,799,002	76,402,863
Investment Securities	-	-	-	-	14,513,403	14,513,403
Current Tax Assets	-	-	-	44,298	-	44,298
Investment in Subsidiaries	-	-	-	-	117,500	117,500
Investment in Associates	-	-	-	-	104,907	104,907
Property and Equipment	-	-	-	-	813,780	813,780
Goodwill and Intangible Assets	-	-	-	-	8,349	8,349
Deferred Tax Assets	-	-	-	-	55,018.00	55,018
Other Assets	2,973	4,783	-	-	229,379	237,135
Total Assets	14,957,949	5,470,411	6,091,310	3,970,716	70,641,337	101,131,723
Liabilities						
Due to BFIs	5,419,587	-	-	-	-	5,419,587
Deposits from Customers	17,234,946	14,645,361	13,222,699	16,451,657	26,180,698	87,735,361
Provisions	-	-	-	-	3,732	3,732
Other Liabilities	126,962	183,995	-	-	830,523	1,141,480
Total Liabilities	22,781,495	14,829,355	13,222,699	16,451,657	27,014,953	94,300,160
Net Assets	(7,823,546)	(9,358,944)	(7,131,389)	(12,480,941)	43,626,384	6,831,564
Cumulative Assets	(7,823,546)	(17,182,490)	(24,313,880)	(36,794,820)	6,831,564	0.00



5.2 Capital Management

- i. The Bank manages its capital to meet regulatory norms and current and future business needs considering the risks in its business. For the purpose of effective management of the capital the bank has formulated and implemented the Internal Capital Adequacy Assessment Procedure (ICAAP) which encompasses policies, processes and methodologies to determine the adequate level of capitalisation for the Bank to meet regulatory norms and current and future business needs under normal as well and under stress scenarios. The board of directors on the frequent interval monitor the capital adequacy position and the risk weighted assets and take a necessary steps as appropriate.

The bank capital comprise of the fully paid equity shares, statutory reserves and other reserves. During the reporting period the bank has not raised the capital through the hybrid capital instrument.

ii. Capital Structure and Capital Adequacy

1. Tier 1 Capital and a breakdown of its components is as follows:

Rs. in '000

S.N.	Particulars	31st Asar 2078	31st Asar 2077
i.	Paid up Equity Share Capital	4,811,551	4,324,989
ii.	Share Premium	-	64,012
iii.	Statutory General Reserves	955,252	723,965
iv.	Retained Earnings	896,316	613,779
v.	Un-audited current year cumulative profit/(loss)	-	-
vi.	Capital Redemption Reserve	-	-
vii.	Capital Adjustment Reserve	-	-
viii.	Dividend Equalization Reserves	-	-
ix.	Other Free Reserve	-	-
x.	Less: Goodwill	-	-
xi.	Less: Deferred Tax Assets	-	-
xii.	Less: Fictitious Assets	-	-
xiii.	Less: Investment in equity in licensed Financial Institutions	-	-
xiv.	Less: Investment in equity of institutions with financial interests	(117,500)	(117,500)
xv.	Less: Investment in equity of institutions in excess of limits	(64,000)	(32,000)
xvi.	Less: Investments arising out of underwriting commitments	-	-
xvii.	Less: Reciprocal crossholdings	-	-
xviii.	Less: Purchase of land & building in excess of limit and unutilized	-	-
xix.	Less: Other Deductions	-	-
Total Tier 1 Capital		6,481,619	5,577,246

2. Tier 2 Capital and a breakdown of its components is as follows:

Rs. in '000

S.N.	Particulars	31st Asar 2078	31st Asar 2077
i.	Cumulative and/or Redeemable Preference Share	-	-
ii.	Subordinated Term Debt	-	-
iii.	Hybrid Capital Instruments	-	-
iv.	General loan loss provision	815,468	582,443
v.	Exchange Equalization Reserve	1,917	1,917
vi.	Investment Adjustment Reserve	-	1,500
vii.	Asset Revaluation Reserve	-	-
viii.	Other Reserves	-	-
Total Tier 2 Capital		817,385	585,860

3. Details of Subordinated Term Debt:

The bank has not issued any Subordinated Term Debt as on reporting date.

4. Deductions from Capital:

Rs. in '000

S.N.	Particulars	31st Asar 2078	31st Asar 2077
i.	Investment in equity of institutions with financial interests*	117,500	117,500
ii.	Investment in equity of institutions in excess of limits**	64,000	32,000
Total Deductions		181,500	384,500

* Investment made in Bank's subsidiary, Muktinath Capital Limited.

** Investment made in Bank's associate company, Muktinath Krishi Company Limited.

5. Total Qualifying Capital:

Rs. in '000

S.N.	Particulars	31st Asar 2078	31st Asar 2077
i.	Core Capital (Tier 1)	6,481,619	5,577,246
ii.	Supplementary Capital (Tier 2)	817,385	585,860
Total Capital Fund		7,299,003	6,163,106

6. Capital Adequacy Ratio:

In %

S.N.	Particulars	Regulatory Requirement	31st Asar 2078	31st Asar 2077
i.	Tier 1 Capital to Total Risk Weighted Exposures	6.00%	9.94%	11.97%
ii.	Tier 1 and Tier 2 Capital to Total Risk Weighted Exposures	10.00%	11.19%	13.23%

iii. Risk Exposure

1. Risk Weighted Exposures and Capital Adequacy Table

Rs. in '000

S.N.	Particulars	31st Asar 2078	31st Asar 2077
Risk Exposures:			
	Risk Weighted Exposure for Credit Risk	61,676,820	40,183,226
	Risk Weighted Exposure for Operational Risk	3,525,436	2,762,171
	Risk Weighted Exposure for Market Risk	35,156	57,156
	Risk Weighted Exposures under Credit, Operational and Market Risk	65,237,412	43,002,553
1.	Adjustments under Pillar II :	-	3,592,862
	4% of gross income for Operational Risk	-	1,012,708
	3% of RWE for risk management policies and procedures	-	1,290,077
	3% of RWE for disclosure requirement	-	1,290,077
	Total Risk Weighted Exposures	65,237,412	46,595,414
Capital Fund			
2.	Core Capital (Tier 1)	6,481,619	5,577,246
	Supplementary Capital (Tier 2)	817,385	585,860
	Total Capital Fund	7,299,003	6,163,106
Capital Adequacy Ratios			
3.	Total Core Capital to Total Risk Weighted Exposures	9.94%	11.97%
	Total Capital Fund to Total Risk Weighted Exposures	11.19%	13.23%



2. Risk weighted exposures under each of 11 categories of Credit Risk

Rs. in '000

S.N.	Particulars	31st Asar 2078	31st Asar 2077
i.	Claims on Government and Central Bank	-	-
ii.	Claims on Other Official Entities	-	-
iii.	Claims on Banks	1,458,691	1,436,102
iv.	Claims on Domestic Corporates and Securities Firms	8,344,818	4,292,697
v.	Claims on Regulatory Retail Portfolio	34,082,097	21,261,195
vi.	Claims Secured by Residential Properties	7,187,336	6,652,006
vii.	Claims Secured by Commercial Real Estate	829,844	-
viii.	Past Due Claims	739,778	147,326
ix.	High Risk Claims	4,460,095	2,292,979
x.	Other Assets	3,933,095	3,358,155
xi.	Off Balance Sheet Items	641,067	399,752
Total Credit Risk		61,676,820	39,840,212

3. Types of eligible credit risk mitigants used and the benefits availed under CRM:

Rs. in '000

S.N.	Particulars	31st Asar 2078	31st Asar 2077
i.	Deposits with Banks	630,259	242,887
ii.	Deposits with other banks/financial institutions	-	-
iii.	Gold	387,009	260,888
iv.	Government and NRB Securities	-	-
v.	Guarantee of Government of Nepal	-	-
vi.	Securities/Guarantee of other Sovereigns	-	-
vii.	Guarantee of Domestic Banks	-	-
viii.	Guarantee of Multilateral Development Banks	-	-
ix.	Guarantee of Foreign Banks	-	-
Total Credit Risk Mitigants		1,017,268	503,775

4. Amount of Performing and Non Performing Loans & Advances and Provisions

Rs. in '000

S.N.	Particulars	31st Asar 2078		31st Asar 2077	
		Gross Amount	Provision	Net of Provision	Provisions
Performing Loans					
i.	Good Loans	73,102,624.78	961,606.69	72,141,018	446,184
ii.	Restructured Loans classified as Good	2,024,233.23	101,211.66	1,923,022	170,830
iii.	Watchlist	1,374,882.67	68,156.80	1,306,726	3,144
Sub -Total		76,501,741	1,130,975	75,370,766	620,158
i.	Restructure/Reschedule Loan	-	-	-	-
ii.	Substandard Loan	101,151.76	25,287.94	75,864	16,440
iii.	Doubtful Loan	30,428.58	15,214.29	15,214	75,555
iv.	Loss Loan	43,716.01	43,716.01	-	7,767
Sub -Total		175,296.35	84,218.24	91,078.11	99,762.05
Total		76,677,037	1,215,193	75,461,844	719,920

5. Non Performing Assets Ratios:

In %

S.N.	Particulars	31st Asar 2078	31st Asar 2077
As per Revised Assets Classification norms of NRB			
i.	Gross NPA to Gross Loan and Advances	0.23%	0.46%
ii.	Net NPA to Net Loan and Advances	0.12%	0.26%

6. Movement on Provision for Good and Non Performance Loans:

S.N.	Particulars	31st Asar 2078	31st Asar 2077	Change in %
For loan classifies as Good				
i.	Pass	1,062,818	617,015	72.25%
ii.	Watchlist	68,157	3,144	2067.96%
For loan classifies as NPA				
i.	Substandard Loan	25,288	16,440	53.82%
ii.	Doubtful Loan	15,214	75,555	-79.86%
iii.	Loss Loan	43,716	7,767	462.83%
Total		1,215,193	719,920	68.80%

7. Write off of Loans and Interest Suspense

S.N.	Particulars	31st Asar 2078	31st Asar 2077
i.	Write Off of Loans	-	-
ii.	Write Off of interest suspense	-	-
Total		-	-



8. Risk Weighted Exposure for Credit Risk

Rs. in '000

A. Balance Sheet Exposures	Book Value	Specific Provision	Eligible CRM	Net Value	Risk Weight	Risk Weighted Exposures
Cash Balance	1,481,270	-	-	1,481,270	0%	-
Balance With Nepal Rastra Bank	2,564,838	-	-	2,564,838	0%	-
Gold	-	-	-	-	0%	-
Investment in Nepalese Government Securities	15,115,342	-	-	15,115,342	0%	-
All Claims on Government of Nepal	-	-	-	-	0%	-
Investment in Nepal Rastra Bank securities	-	-	-	-	0%	-
All claims on Nepal Rastra Bank	-	-	-	-	0%	-
Claims on Foreign Government and Central Bank (ECA 0-1)	-	-	-	-	0%	-
Claims on Foreign Government and Central Bank (ECA -2)	-	-	-	-	20%	-
Claims on Foreign Government and Central Bank (ECA -3)	-	-	-	-	50%	-
Claims on Foreign Government and Central Bank (ECA-4-6)	-	-	-	-	100%	-
Claims on Foreign Government and Central Bank (ECA -7)	-	-	-	-	150%	-
Claims On BIS, IMF, ECB, EC and MDB's recognized by the framework	-	-	-	-	0%	-
Claims on Other Multilateral Development Banks	-	-	-	-	100%	-
Claims on Domestic Public Sector Entities	-	-	-	-	100%	-
Claims on Public Sector Entity (ECA 0-1)	-	-	-	-	20%	-
Claims on Public Sector Entity (ECA 2)	-	-	-	-	50%	-
Claims on Public Sector Entity (ECA 3-6)	-	-	-	-	100%	-
Claims on Public Sector Entity (ECA 7)	-	-	-	-	150%	-
Claims on domestic banks that meet capital adequacy requirements	7,293,453	-	-	7,293,453	20%	1,458,691
Claims on domestic banks that do not meet capital adequacy requirements	-	-	-	-	100%	-
Claims on foreign bank (ECA Rating 0-1)	-	-	-	-	20%	-
Claims on foreign bank (ECA Rating 2)	-	-	-	-	50%	-
Claims on foreign bank (ECA Rating 3-6)	-	-	-	-	100%	-
Claims on foreign bank (ECA Rating 7)	-	-	-	-	150%	-
Claims on foreign bank incorporated in SAARC region operating with a buffer of 1% above their respective regulatory capital requirement	-	-	-	-	20%	-
Claims on Domestic Corporates	8,453,818	-	109,000	8,344,818	100%	8,344,818
Claims on Foreign Corporates (ECA 0-1)	-	-	-	-	20%	-
Claims on Foreign Corporates (ECA 2)	-	-	-	-	50%	-
Claims on Foreign Corporates (ECA 3-6)	-	-	-	-	100%	-
Claims on Foreign Corporates (ECA 7)	-	-	-	-	150%	-
Regulatory Retail Portfolio (Not Overdue)	46,275,380	-	832,584	45,442,796	75%	34,082,097
Claims fulfilling all criterion of regularity retail except granularity	-	-	-	-	100%	-
Claims secured by residential properties	11,629,310	-	-	11,629,310	60%	6,977,586
Claims not fully secured by residential properties	-	-	-	-	150%	-
Claims secured by residential properties (Overdue)	220,451	10,702	-	209,749	100%	209,749
Claims secured by Commercial real estate	829,844	-	-	829,844	100%	829,844
Past due claims (except for claims secured by residential properties)	567,714	73,479	1,049	493,185	150%	739,778
High Risk claims	3,048,032	-	74,635	2,973,397	150%	4,460,095
Lending Against Securities (Bonds & Shares)	2,133,723	-	-	2,133,723	100%	2,133,723
Investments in equity and other capital instruments of institutions listed in stock exchange	253,098	27,242	-	225,856	100%	225,856
Investments in equity and other capital instruments of institutions not listed in the stock exchange	62,528	-	-	62,528	150%	93,792
Staff loan secured by residential property	414,051	-	-	414,051	50%	207,026
Interest Receivable/claim on government securities	125,216	-	-	125,216	0%	-
Cash in transit and other cash items in the process of collection	-	-	-	-	20%	-
Other Assets	1,618,107	345,408	-	1,272,699	100%	1,272,699
Total (A)	102,086,176	456,832	1,017,268	100,612,076		61,035,753

8. Risk Weighted Exposure for Credit Risk

Rs. in '000

B. Off Balance Sheet Exposures	Book Value	Specific Provision	Eligible CRM	Net Value	Risk Weight	Risk Weighted Exposures
Revocable Commitments	-	-	-	-	0%	-
Bills Under Collection	-	-	-	-	0%	-
Forward Exchange Contract Liabilities	-	-	-	-	10%	-
LC Commitments With Original Maturity Upto 6 months domestic counterparty	61,099	-	-	61,099	20%	12,220
Foreign counterparty (ECA Rating 0-1)	-	-	-	-	20%	-
Foreign counterparty (ECA Rating 2)	-	-	-	-	50%	-
Foreign counterparty (ECA Rating 3-6)	-	-	-	-	100%	-
Foreign counterparty (ECA Rating 7)	-	-	-	-	150%	-
LC Commitments With Original Maturity Over 6 months domestic counterparty	-	-	-	-	50%	-
Foreign counterparty (ECA Rating 0-1)	-	-	-	-	20%	-
Foreign counterparty (ECA Rating 2)	-	-	-	-	50%	-
Foreign counterparty (ECA Rating 3-6)	-	-	-	-	100%	-
Foreign counterparty (ECA Rating 7)	-	-	-	-	150%	-
Bid Bond, Performance Bond and Counter guarantee domestic counterparty	134,937	-	14,665	120,273	50%	60,136
Foreign counterparty (ECA Rating 0-1)	-	-	-	-	20%	-
Foreign counterparty (ECA Rating 2)	-	-	-	-	50%	-
Foreign counterparty (ECA Rating 3-6)	-	-	-	-	100%	-
Foreign counterparty (ECA Rating 7)	-	-	-	-	150%	-
Underwriting commitments	-	-	-	-	50%	-
Lending of Bank's Securities or Posting of Securities as collateral	-	-	-	-	100%	-
Repurchase Agreements, Assets sale with recourse	-	-	-	-	100%	-
Advance Payment Guarantee	263,583	-	4,130	259,453	100%	259,453
Financial Guarantee	-	-	-	-	100%	-
Acceptances and Endorsements	-	-	-	-	100%	-
Unpaid portion of Partly paid shares and Securities	-	-	-	-	100%	-
Irrevocable Credit commitments (short term)	1,546,291	-	-	1,546,291	20%	309,258
Irrevocable Credit commitments (long term)	-	-	-	-	50%	-
Claims on foreign bank incorporated in SAARC region operating with a buffer of 1% above their respective regulatory capital requirement	-	-	-	-	20%	-
Other Contingent Liabilities	-	-	-	-	100%	-
Unpaid Guarantee Claims	-	-	-	-	200%	-
Total (B)	2,005,910	-	18,795	1,987,116		641,067
Total RWE for Credit Risk (A) +(B)	104,092,086	456,832	1,036,063	102,599,191		61,676,820



9. Eligible Credit Risk Mitigants

Rs. in '000

A. Balance Sheet Exposures:	Deposits with Bank	Deposits with other banks/FI	Gold	Govt. & NRB Securities	Guarantee of Govt. of Nepal	Sec/ Guarantee of Other Sovereigns	Guarantee of domestic banks	Guarantee of MDBs	Sec/ Guarantee of Foreign Banks	Total
Claims on Foreign government and Central Bank (ECA -2)	-	-	-	-	-	-	-	-	-	-
Claims on Foreign government and Central Bank (ECA -3)	-	-	-	-	-	-	-	-	-	-
Claims on Foreign government and Central Bank (ECA-4-6)	-	-	-	-	-	-	-	-	-	-
Claims on Foreign government and Central Bank (ECA-7)	-	-	-	-	-	-	-	-	-	-
Claims on Other Multilateral Development Banks	-	-	-	-	-	-	-	-	-	-
Claims on Domestic Public Sector Entities	-	-	-	-	-	-	-	-	-	-
Claims on Public Sector Entity (ECA 0-1)	-	-	-	-	-	-	-	-	-	-
Claims on Public Sector Entity (ECA 2)	-	-	-	-	-	-	-	-	-	-
Claims on Public Sector Entity (ECA 3-6)	-	-	-	-	-	-	-	-	-	-
Claims on Public Sector Entity (ECA 7)	-	-	-	-	-	-	-	-	-	-
Claims on domestic banks that meet capital adequacy requirements	-	-	-	-	-	-	-	-	-	-
Claims on domestic banks that do not meet capital adequacy requirements	-	-	-	-	-	-	-	-	-	-
Claims on foreign bank (ECA Rating 0-1)	-	-	-	-	-	-	-	-	-	-
Claims on foreign bank (ECA Rating 2)	-	-	-	-	-	-	-	-	-	-
Claims on foreign bank (ECA Rating 3-6)	-	-	-	-	-	-	-	-	-	-
Claims on foreign bank (ECA Rating 7)	-	-	-	-	-	-	-	-	-	-
Claims on foreign bank incorporated in SAARC region operating with a buffer of 1% above their respective regulatory capital requirement	-	-	-	-	-	-	-	-	-	-
Claims on Domestic Corporates	109,000	-	-	-	-	-	-	-	-	109,000
Claims on Foreign Corporates (ECA 0-1)	-	-	-	-	-	-	-	-	-	-
Claims on Foreign Corporates (ECA 2)	-	-	-	-	-	-	-	-	-	-
Claims on Foreign Corporates (ECA 3-6)	-	-	-	-	-	-	-	-	-	-
Claims on Foreign Corporates (ECA 7)	-	-	-	-	-	-	-	-	-	-
Regulatory Retail Portfolio (Not Overdue)	450,059	-	382,524	-	-	-	-	-	-	832,584
Claims fulfilling all criterion of regularity retail except granularity	-	-	-	-	-	-	-	-	-	-
Claims secured by residential properties	-	-	-	-	-	-	-	-	-	-

Continue...

A. Balance Sheet Exposures:	Deposits with Bank	Deposits with other banks/FI	Gold	Govt.& NRB Securities	Guarantee of Govt. of Nepal	Sec/ Guarantee of Other Sovereigns	Guarantee of domestic banks	Guarantee of MDBs	Sec/ Guarantee of Foreign Banks	Total
Claims not fully secured by residential properties	-	-	-	-	-	-	-	-	-	-
Claims secured by residential properties (Overdue)	-	-	-	-	-	-	-	-	-	-
Claims secured by Commercial Real Estate	-	-	-	-	-	-	-	-	-	-
Past due claims (except for claims secured by residential properties)	-	-	1,049	-	-	-	-	-	-	1,049
High Risk claims	71,200	-	3,435	-	-	-	-	-	-	74,635
Lending Against Securities (Bonds & Shares)	-	-	-	-	-	-	-	-	-	-
Investments in equity and other capital instruments of institutions listed in stock exchange	-	-	-	-	-	-	-	-	-	-
Investments in equity and other capital instruments of institutions not listed in the stock exchange	-	-	-	-	-	-	-	-	-	-
Other Assets	-	-	-	-	-	-	-	-	-	-
Total (A)	630,259	-	387,009	-	-	-	-	-	-	1,017,268



9. Eligible Credit Risk Mitigants

Rs. in '000

B. Off Balance Sheet Exposures	Deposits with Bank	Deposits with other banks/FI	Gold	Govt. & NRB Securities	Guarantee of Govt. of Nepal	Sec/ Guarantee of Other Sovereigns	Guarantee of domestic banks	Guarantee of MDBs	Sec/ Guarantee of Foreign Banks	Total
Forward Exchange Contract Liabilities	-	-	-	-	-	-	-	-	-	-
LC Commitments With Original Maturity Upto 6 months domestic counterparty	-	-	-	-	-	-	-	-	-	-
Foreign counterparty (ECA Rating 0-1)	-	-	-	-	-	-	-	-	-	-
Foreign counterparty (ECA Rating 2)	-	-	-	-	-	-	-	-	-	-
Foreign counterparty (ECA Rating 3-6)	-	-	-	-	-	-	-	-	-	-
Foreign counterparty (ECA Rating 7)	-	-	-	-	-	-	-	-	-	-
LC Commitments With Original Maturity Over 6 months domestic counterparty	-	-	-	-	-	-	-	-	-	-
Foreign counterparty (ECA Rating 0-1)	-	-	-	-	-	-	-	-	-	-
Foreign counterparty (ECA Rating 2)	-	-	-	-	-	-	-	-	-	-
Foreign counterparty (ECA Rating 3-6)	-	-	-	-	-	-	-	-	-	-
Foreign counterparty (ECA Rating 7)	-	-	-	-	-	-	-	-	-	-
Bid Bond, Performance Bond and Counter guarantee domestic counterparty	14,665	-	-	-	-	-	-	-	-	14,665
Foreign counterparty (ECA Rating 0-1)	-	-	-	-	-	-	-	-	-	-
Foreign counterparty (ECA Rating 2)	-	-	-	-	-	-	-	-	-	-
Foreign counterparty (ECA Rating 3-6)	-	-	-	-	-	-	-	-	-	-
Foreign counterparty (ECA Rating 7)	-	-	-	-	-	-	-	-	-	-
Underwriting commitments	-	-	-	-	-	-	-	-	-	-
Lending of Bank's Securities or Posting of Securities as collateral	-	-	-	-	-	-	-	-	-	-
Repurchase Agreements, Assets sale with recourse	-	-	-	-	-	-	-	-	-	-
Advance Payment Guarantee	4,130	-	-	-	-	-	-	-	-	4,130
Financial Guarantee	-	-	-	-	-	-	-	-	-	-
Acceptances and Endorsements	-	-	-	-	-	-	-	-	-	-
Unpaid portion of Partly paid shares and Securities	-	-	-	-	-	-	-	-	-	-
Irrevocable Credit commitments (short term)	-	-	-	-	-	-	-	-	-	-
Irrevocable Credit commitments (long term)	-	-	-	-	-	-	-	-	-	-
Other Contingent Liabilities	-	-	-	-	-	-	-	-	-	-
Unpaid Guarantee Claims	-	-	-	-	-	-	-	-	-	-
Total (B)	18,795	-	387,009	-	-	-	-	-	-	18,795
Total Credit Risk Mitigants (B)	649,054	-	387,009	-	-	-	-	-	-	1,036,063

10. Risk Weighted Exposure for Operational Risk

Rs. in '000

Particulars	Financial Year		
	2074-75	2075-76	2076-77
Net Interest Income	1,254,139	1,894,775	2,259,384
Commission and Discount Income	66,431	615,636	509,630
Other Operating Income	339,736	13,299	35,657
Exchange Fluctuation Income	254	8,061	6,259
Addition/Deduction in Interest Suspense during the period	47,611	-	-
Gross income (a)	1,708,171	2,531,771	2,810,930
Alfa (b)	15%	15%	15%
Fixed Percentage of Gross Income [c=(a×b)]	256,226	379,766	421,640
Capital Requirement for operational risk (d) (average of c)			352,544
Risk Weight (reciprocal of capital requirement of 10%) in times (e)			10
Equivalent Operational Risk Weight Exposure [f=(d×e)]			3,525,436

11. Risk Weighted Exposure for Market Risk

Rs. in '000

Currency	Open Position (FCY)	Exchange Rate	Open Position (NPR)	Relevant Open Position
Indian Rupee	-	-	-	-
United States Dollar	209.90	119.20	25,020	25,020
Great Britain Pound	36.29	164.90	5,984	5,984
Euro	183.82	141.18	25,951	25,951
Thai Baht	2.13	3.37	7	7
Swiss Franc	3.10	129.80	402	402
Australian Dollar	53.42	89.25	4,767	4,767
Canadian Dollar	0.98	94.53	92	92
Singapore Dollar	0.12	87.58	10	10
Japanese Yen	4,155.00	1.08	4,494	4,494
Hong Kong Dollar	1.57	15.24	24	24
Danish Kroner	-	-	-	-
Swedish Kroner	-	-	-	-
Saudi Arabian Riyal	11.52	31.00	357	357
Qatari Riyal	7.52	32.18	242	242
Emirati Dirham	11.61	32.27	375	375
Malaysian Ringgit	2.69	27.79	75	75
South Korean Won	1,659.00	0.10	173	173
Chinese Yuan	5.79	18.29	106	106
Kuwaiti Dinar	3.21	397.48	1,277	1,277
Bahraini Dinar	3.03	315.02	956	956
(a) Total Open Position			70,312	70,312
(b) Fixed Percentage				5%
(c) Capital Charge for Market Risk (=a×b)				3,516
(d) Risk Weight (reciprocal of capital requirement of 10%) in times				10
(e) Equivalent Market Risk Weight Exposure (=c×d)				35,156



5.3 Classification of financial assets and financial liabilities

The financial assets and liabilities are classified in Amortised Cost, fair value through profit and loss and fair value through other comprehensive income. The following table exhibit the the classification of financial assets and liabilities:

Particulars	Group			
	As at 31st Asar 2078			
	Amortised Cost	FVTPL	FVTOCI	Total
Cash and Cash Equivalent	6,348,470,905	-	-	6,348,470,905
Due from Nepal Rastra Bank	2,564,748,592	-	-	2,564,748,592
Placement with Bank and Financial Institutions	-	-	-	-
Derivative Financial Instruments	-	-	-	-
Other Trading Assets	-	85,181,579	-	85,181,579
Loans and Advances to BFIs	3,483,613,365	-	-	3,483,613,365
Loans and Advances to Customers	72,919,249,873	-	-	72,919,249,873
Investment Securities	14,254,511,329	-	286,391,597	14,540,902,926
Investment in Subsidiaries	-	-	-	-
Investment in Associates	104,906,556	-	-	104,906,556
Investment Property	-	33,115,680	-	33,115,680
Other Assets	262,713,519	-	-	288,522,696
Total Financial Assets	99,938,214,139	118,297,259	286,391,597	100,368,712,173
Financial Liabilities				
Due to Banks and Financial Institutions	5,419,586,925	-	-	5,419,586,925
Due to Nepal Rastra Bank	832,446,418	-	-	832,446,418
Derivative Financial Instruments	-	-	-	-
Deposits from Customers	86,830,737,290	-	-	86,830,737,290
Borrowings	-	-	-	-
Other Liabilities	1,250,299,338	-	-	1,250,299,338
Debt Securities Issued	-	-	-	-
Total Financial Liabilities	94,333,069,971	-	-	94,333,069,971

Particulars	Bank			
	As at 31st Asar 2078			
	Amortised Cost	FVTPL	FVTOCI	Total
Cash and Cash Equivalent	6,269,721,484	-	-	6,269,721,484
Due from Nepal Rastra Bank	2,564,748,592	-	-	2,564,748,592
Placement with Bank and Financial Institutions	-	-	-	-
Derivative Financial Instruments	-	-	-	-
Other Trading Assets	-	-	-	-
Loans and Advances to BFIs	3,483,613,365	-	-	3,483,613,365
Loans and Advances to Customers	72,919,249,873	-	-	72,919,249,873
Investment Securities	14,227,011,329	-	286,391,597	14,513,402,926
Investment in Subsidiaries	117,500,000	-	-	117,500,000
Investment in Associates	104,906,556	-	-	104,906,556
Investment Property	-	-	-	-
Other Assets	211,411,553	-	-	237,135,084
Total Financial Assets	99,898,162,752	-	286,391,597	100,210,277,880
Financial Liabilities				
Due to Banks and Financial Institutions	5,419,586,925	-	-	5,419,586,925
Due to Nepal Rastra Bank	832,446,418	-	-	832,446,418
Derivative Financial Instruments	-	-	-	-
Deposits from Customers	86,902,914,373	-	-	86,902,914,373
Borrowings	-	-	-	-
Other Liabilities	1,141,479,877	-	-	1,141,479,877
Debt Securities Issued	-	-	-	-
Total Financial Liabilities	94,296,427,592	-	-	94,296,427,592



Particulars	Group			
	As at 31st Asar 2077			
	Amortised Cost	FVTPL	FVTOCI	Total
Cash and Cash Equivalent	8,228,963,817	-	-	8,228,963,817
Due from Nepal Rastra Bank	2,019,027,022	-	-	2,019,027,022
Placement with Bank and Financial Institutions	-	-	-	-
Derivative Financial Instruments	-	-	-	-
Other Trading Assets	-	25,126,114.50	-	25,126,115
Loans and Advances to BFIs	603,900,000	-	-	603,900,000
Loans and Advances to Customers	47,661,300,051	-	-	47,661,300,051
Investment Securities	6,327,914,736	-	269,893,807	6,597,808,543
Investment in Subsidiaries	-	-	-	-
Investment in Associates	54,728,006	-	-	54,728,006
Investment Property	33,115,680	-	-	33,115,680
Other Assets	236,772,853	-	-	236,772,853
Total Financial Assets	65,165,722,166	25,126,115	269,893,807	65,460,742,088
Financial Liabilities				
Due to Banks and Financial Institutions	2,322,270,747	-	-	2,322,270,747
Due to Nepal Rastra Bank	-	-	-	-
Derivative Financial Instruments	-	-	-	-
Deposits from Customers	57,202,852,663	-	-	57,202,852,663
Borrowings	-	-	-	-
Other Liabilities	734,003,892	-	-	734,003,892
Debt Securities Issued	-	-	-	-
Total Financial Liabilities	60,259,127,303	-	-	60,259,127,303

Particulars	Bank			
	As at 31st Asar 2077			
	Amortised Cost	FVTPL	FVTOCI	Total
Cash and Cash Equivalent	8,199,382,567	-	-	8,199,382,567
Due from Nepal Rastra Bank	2,019,027,022	-	-	2,019,027,022
Placement with Bank and Financial Institutions	-	-	-	-
Derivative Financial Instruments	-	-	-	-
Other Trading Assets	-	-	-	-
Loans and Advances to BFIs	603,900,000	-	-	603,900,000
Loans and Advances to Customers	47,660,904,611	-	-	47,660,904,611
Investment Securities	6,322,914,736	-	269,893,807	6,592,808,543
Investment in Subsidiaries	117,500,000	-	-	117,500,000
Investment in Associates	54,728,006	-	-	54,728,006
Investment Property	-	-	-	-
Other Assets	188,792,113	-	-	188,792,113
Total Financial Assets	65,167,149,057	-	269,893,807	65,437,042,864
Financial Liabilities				
Due to Banks and Financial Institutions	2,322,270,747	-	-	2,322,270,747
Due to Nepal Rastra Bank	-	-	-	-
Derivative Financial Instruments	-	-	-	-
Deposits from Customers	39,719,670,094	-	-	39,719,670,094
Borrowings	-	-	-	-
Other Liabilities	719,576,209	-	-	719,576,209
Debt Securities Issued	-	-	-	-
Total Financial Liabilities	42,761,517,051	-	-	42,761,517,051



5.4 Operating Segment Information

1. General information

Factors that management used to identify the entity's reportable segments

An operating segment is a component of the Bank that engages in business activities from which it may earn revenue and incur expenses, including revenue and expenses that relate to transactions with any of the Bank's other components, whose operating results are reviewed regularly by the chief operating decision maker to make decisions about resources allocated to each segment and assess its performance, and for which discrete financial information is available.

Based on the nature of the business, transactions, products and services, the management have identified two reporting segment for the purpose of financial reporting:

i. General Banking

The modern banking of the Banks provides the customer with the services like personal and corporate banking, corporate and retail credit, project financing, hire purchase financing, trade financing, foreign currency operations, issuing of debit cards, internet banking, mobile banking, money remittance facilities and other incidental services. The income includes all the revenue generated for providing aforesaid services while expenses includes interest income, personnel expenses and operating expenses including the impairment charges created on the assets of the segment.

ii. Treasury

Treasury function of the bank manages the liquidity on the branch level and of the banks as a whole. This segment encompasses the incomes derived from government securities, treasury bills, dividend on investment securities, forex trading and revaluation gain/loss. The interest cost of borrowing, personnel expenses, depreciation, provisions on the securities and other operating expenses are the cost included in this segment.

2. Information about profit or loss, assets and liabilities

Particulars	Banking	Treasury	Total
Revenues from external customers	7,815,972,035	815,318,617	8,631,290,653
Inter Segment Expenses/revenues	-	-	-
Net Revenue	7,815,972,035	815,318,617	8,631,290,653
Interest Revenue	7,160,232,977	423,419,492	7,583,652,469
Interest Expense	4,791,894,002	3,117,329	4,795,011,330
Net interest expenses/revenue	2,368,338,975	420,302,163	2,788,641,138
Depreciation and Amortisation	144,657,016	58,359	144,715,375
Segment Profit /(Loss)	1,235,708,564	420,243,804	1,655,952,368
Impairment of Assets	1,215,193,398	-	1,215,193,398
Segment Assets	79,265,120,440	21,866,602,919	101,131,723,360
Segment Liabilities	94,300,159,662	-	94,300,159,662

3. Measurement of operating segment profit or loss, assets and liabilities

Revenues from external customers comprise of gross interest revenue, gross fee and commission revenue, net trading revenue, other operating incomes and intersegment revenue.

The transaction between the department are recorded using the interbranch and interdepartmental account. These accounts are reconciled and interdepartmental balances are cancelled out at each reporting date. The interdepartmental revenue and expenses are the transfer pricing of the funds which is calculated using the bank's policy.

4. Reconciliations of reportable segment revenues, profit or loss, assets and liabilities

a. Revenue

Particulars	Amount in NPR
Total revenues for reportable segments	8,631,290,653
Other revenues	-
Elimination of intersegment revenues	-
Entity's revenues	8,631,290,653

b. Profit or loss

Particulars	Amount in NPR
Total profit or loss for reportable segments	1,655,952,368
Other profit or loss	-
Elimination of intersegment profits	-
Unallocated amount	-
Profit before income tax	1,655,952,368

c. Assets

Particulars	Amount in NPR
Total assets for reportable segments	101,131,723,360
Other assets	-
Unallocated amounts	-
Entity's assets	101,131,723,360

d. Liabilities

Particulars	Amount in NPR
Total liabilities for reportable segments	94,300,159,662
Other liabilities	-
Unallocated liabilities	-
Entity's liabilities	94,300,159,662

5. Information about products and services

Particulars	Amount in NPR
Funded and Non Funded Credit Facilities	7,647,748,358
Treasury Operations	850,370,770
Remittance	19,875,642
Service Fees	75,155,978
Digital Banking Services	12,989,266
Other Allied Products and Services	25,150,639
Total Revenue	8,631,290,653



6. Information about geographical areas

Revenue from following geographical areas

Particulars	Amount in NPR
Province 1	767,298,888
Province 2	512,763,085
Province 3	3,502,001,448
Province 4	2,534,464,515
Province 5	1,059,793,584
Province 6	146,458,348
Province 7	108,510,784
Total	8,631,290,653

7. Information about major customers

The bank does not have any customer, which generate more than 10% of the entity's revenue.

5.5 Share options and share based payment

The bank does not extend the share options and share based payment to any of its employees. Thus, during the reporting period the bank does not have any the transactions that are to be accounted as per NFRS 2 " Share based payments".

5.6 Contingent liabilities and commitment

Comprehensive disclosure of the contingent liabilities and commitments are made on Note 4.28.

5.7 Related Party Disclosures

i. List of related party

The following parties have been identified as the related party transaction as per NAS 24:

Name of the Related Party	Relationship
Muktinath Capital Limited	Subsidiary Company
Muktinath Krishi Company Limited	Associate Company
Bharat Raj Dhakal	Chairman
Gajendra Man Shrestha	Director
Rabindra Man Shrestha	Director
Shaligram Mishra	Director
Nirmala Kumari KC Karki	Director
Shyam Sundar Sharma	Independent Director
Pradyuman Pokharel, Chief Executive Officer	Key Managerial Personnel
Samir Sekhar Bajracharya, Deputy Chief Executive Officer	Key Managerial Personnel
Til Bahadur Gurung, Assistant Deputy Chief Executive Officer	Key Managerial Personnel
Govinda Bahadur Raut, Assistant Chief Executive Officer	Key Managerial Personnel

ii. Related Party Transactions

Board of Directors Allowances and Facilities

Particulars	No of Meetings	Sitting Fees
Board Meeting	24	1,221,000
Audit Committee Meeting	6	57,515
Risk Management Committee	5	38,000
Assets Money Laundering Prevention Committee	4	35,000
Employees Facilities Committee	2	10,000
Total		1,361,515

In addition to above meeting allowance, the following amount have been paid to directors:

Nature	Chairman	Other Directors	Total Amount Paid
Reimbursement for Mobile Expenses	3,000 per month	2,500 per month	186,000
Reimbursement for Newspaper & Magazines	2,000 per month	2,000 per month	144,000

Key Managerial Personnel's Emoluments and Facilities

Particulars	Chief Executive Officer	Other KMPs
Salary and Allowances	6,447,066	12,374,333
Provident Fund	417,061	566,800
Leave and Gratuity	231,700	229,061
Statutory Bonus	1,265,801	1,954,590
Total	8,361,628	15,124,785

In addition to above, the key managerial personnel are entitled to other benefit as per the policy of the bank.

Subsidiary and Associate Company

The transaction with the subsidiary and associate company during the year are as follows:

Particulars	Nature of Transaction	Amount
Muktinath Capital Limited	Deposits outstanding	72,177,082
Muktinath Capital Limited	Interest paid on deposits	2,671,277
Muktinath Capital Limited	Service fees for acting as Registrar to Shares	350,000
Muktinath Capital Limited	Dividend payment charges	97,226
Muktinath Krishi Company Limited	Deposits outstanding	87,162,566
Muktinath Krishi Company Limited	Interest paid on deposits	4,741,029
Muktinath Krishi Company Limited	Non-funded facilities	5,839,760
Muktinath Krishi Company Limited	Administration and other charges on Non-funded facilities	437,633



5.8 Merger and Acquisition

The bank has neither entered into merger nor acquired any bank and financial institutions during the reporting period.

5.9 Additional disclosure of non consolidated entities

The group financials includes the figures of the Muktinath Bikas Bank Limited and its subsidiary Muktinath Capital Limited as per the provisions of NFRS 10 : Consolidated Financial Statements. There are no such entities which are required to be consolidated but not done during the year.

5.10 Events after reporting date

Impairment Charges/Reversal for Loans and Advances

The Bank has measured impairment loss on loan and advances as the higher of amount derived as per norms prescribed by Nepal Rastra Bank for loan loss provision and amount determined as per paragraph 63 of NAS 39. The Nepal Rastra Bank's Directives No. 2, inter alia requires to bank to classify the loans and advances based on the due dates. In calculating the due dates, the bank has considered the recovery on installment and interest made after the reporting period and upto 15th Bhadra 2078 . Consequently, the bank have reversed the impairment of NPR 42,093,671 in the statement in profit and loss account and correspondingly the total assets of the Bank has increased by the same amount.

Recovery of Interest after year end and upto Bhadra 15

The Nepal Rastra Bank Directives requires the Bank and Financial Institutions to transfer the equivalent amount of interest on loans and advances accounted as an interest income under the accrual basis of accounting but not recovered upto the end of reporting period to the Regulatory Reserve. However, the NRB vide the Circular No. Bai.Bi.Ni.Bi./Niti/Paripatra/KaKhaGa/1/078/79 has relaxed this provision with which BFIs may not appropriate such amount in case it is recovered within Bhadra 15. In line with the aforesaid relaxation the amount of NPR 144,326,120 which was otherwise required to be appropriated to the Regulatory Reserves has not been so appropriated.

5.11 Additional Disclosures

a. Loans and Advances extended to Promoters:

The Bank has not extended any loans to promoters during the year.

b. Staff Skill Development Fund

In accordance with the Directive No. 6, the Bank is required to spend at least 3% of the previous year employee expenses for the employee training and skill development. For the compliance of this regulation, the Bank during the current financial year has incurred the following amount for employee training and skill development:

Particulars	31st Asar 2078	31st Asar 2077
Opening Staff Skill Development Fund	-	-
3% of the previous year employee expenses as per previous year financials	23,510,600	16,358,162
Total amount incurred for employee training and skill development program	3,437,877	13,098,461
Excess/(Deficit) amount incurred for employee training and skill development program	-	(3,259,701)
Staff Skill Development Fund carried forward to next year	-	-

The deficit amount has not been carried forward as the Nepal Rastra Bank has suspended the said regulation for current financial year vide the NRB Circular.

c. Corporate Social Responsibility Fund

Clause 13 of the NRB Directive No. 6. requires the Bank to allocate 1% of its net profit to the corporate social responsibility fund and spent the same for the social causes. The details of the movement of the Corporate Social Responsibility Fund is presented below:

Particulars	31st Asar 2078	31st Asar 2077
Opening Corporate Social Responsibility Fund	8,019,259	8,663,791
Less: Amount incurred from CSR Fund during the year	8,019,259	7,718,583
Add: Amount allocated to CSR Fund from current year net profit	11,564,350	7,074,051
CSR Fund available for next financial year	11,564,351	8,019,259

d. Unpaid Dividend

The following unpaid dividend amount has remained outstanding as at the reporting date:

Particulars	31st Asar 2078	31st Asar 2077
Above 5 Years	1,419,808	1,419,808
Below 5 Years	25,426,636	-
Total Unpaid Dividend	26,846,445	1,419,808

5.12 Earning Per Share

The earnings per share calculated on the basis of the provision of NAS 33, Earnings per Share is as follows:

Particulars	31st Asar 2078	31st Asar 2077
Profit attributable to ordinary shareholders	1,156,435,048	707,405,117
Number of ordinary shares as at year end (Face Value NPR 100/-)	48,115,508	48,115,508
Weighted average number of ordinary shares for computing EPS	48,115,508	48,115,508
Basic earnings per equity share	24.03	14.7 (Restated)
Diluted earning per share	24.03	14.7 (Restated)

5.13 Non-Banking Assets

Non-Banking Assets are the assets obtained as security for loans & advances and subsequently taken over by the Bank in the course of loan recovery. The Bank do not possesses any non banking assets as of reporting date.

5.14 Disclosure on Government Grants and Disclosure of Government Assistance

- Mott MacDonald has implemented a Department for International Development (DFID) funded post-earthquake recovery project (known as Purnima Project) in Gorkha, Dhading, Nuwakot and Rasuwa Districts with a objective to is to improve the access to finance of construction sector SMES in earthquake affected district. MNNBBL had signed a partnership agreement with Mott MacDonald on Purnima Project to provide financing for SMES of Dhading, Nuwakot and Gorkha for post earthquake recovery whereby the bank provide the financing in concessional rates, reduce the cost to avail financial services by developing a suitable product.
- The Bank has entered into agreement with iDE Nepal, a global organization that advances market-based approaches in agriculture; access to finance; and water, sanitation, and hygiene (WASH) to increase household income by provided easy access to finance in climate-smart agriculture technologies, with a focus on women and disadvantaged/marginalized groups, made possible through a bundled service offering that combined non-traditional financial service (NTFS) loan and crop insurance products to stimulate commercial vegetable production. The program included development and distribution of small-farmer, climate-smart agricultural loans from Muktinath Bikas



Bank through two mechanisms, one known as Business Correspondent/Wholesale Loan Model and Rural Aggregation/Direct-to-Farmer Loan Model.

In pursuant to the terms of the agreement of Mott MacDonald and iDE Nepal, the Bank has received the grant as the reimbursement of the expenses incurred for the project and has accounted the grant received as per NAS 20, Accounting for Government Grants and Disclosure of Government Assistance The following amount has been recognised in Statement of Profit and Loss Account as the grant income:

Particulars	Amount
Mott MacDonald Nepal Limited	1,800,000
iDE Nepal	1,274,000
Total	3,074,000

5.15 Proposed Dividend on Ordinary Shares

The Board of Directors of the Bank has proposed the following dividend by passing the resolution in the 260th Board Meeting, held on 12th Kartik, 2078 for the financial year 2077-78. The payment is subject to the approval of the shareholders in the ensuing Annual General Meeting of the Bank.

The amount of the dividend proposed in current year and previous year is as follows:

Particulars	31st Asar 2078		31st Asar 2077	
	Percentage	Amount	Percentage	Amount
Stock Dividend	17.5750	845,630,054	11.25	486,561,317
Cash Dividend	0.9250	44,506,845	4.2574	184,132,102
Total	18.5000	890,136,899	15.5074	670,693,420

5.16 Concentration of Deposits and Loans & Advances

Particulars	Loans and Advances		Deposits	
	31st Asar 2078	31st Asar 2077	31st Asar 2078	31st Asar 2077
Total Outstanding	76,402,863,239	48,264,804,611	92,322,501,297	59,633,133,448
Highest Exposure of single customers	400,000,000	495,000,000	2,269,024,703	1,268,364,957
Concentration of exposure	0.52%	1.03%	2.46%	2.13%

5.17 Impact of COVID-19 & Current Financial Position and Performance

The impact of COVID-19 on people, communities and businesses across the world have been far-reaching and the Bank is no exception. Swift measures adopted by the Government and the Central Bank to revive the economy through comprehensive and co-ordinated support measures have accelerated business recovery. Despite the challenging environment posed by COVID-19 impact, the Bank has maintained the asset quality of its lending portfolio. Further, the Bank has been proactively assessing the impact of COVID-19 on its asset quality, profitability and capital adequacy and has taken the required measures as the circumstance demands. However, the future direct and indirect impact of COVID-19 on the Bank businesses, results of operations, financial position and cash flows remains uncertain.

During the year under review the financial position of the bank increased by 53.43% with the increment of 63.17% on loans & advances and 64.59% on the deposit liabilities as a result of the high demand on the credit followed by better deposit creation. Similarly, the profitability of the Bank improved by 63.57% as the interest incomes and non- interest income rose by 23.42% and 87.51% respectively. The gain on sale of the investment securities remains major contributory in the healthy growth on the non interest income which is reflected in Notes 4.34.

The Bank has extended various COVID related relaxations and facilities in line with NRB Directions and the internal product paper. The balance outstanding and number of customers facilitated are as follows:

Particulars	31st Asar 2078	
	No. of Customers	Amount
• Accrued Interest Received after Ashad end 2078 till 15 Bhadra 2078	100,919	229,089,079
• Additional 0.3% Loan Loss Provision created on Pass Loan Portfolio	99,597	214,846,800
• Extension of moratorium period of loan provided to industry or project under construction	-	-
• Restructured/Rescheduled Loan with 5% Loan Loss Provision	2,755	2,024,233,232
• Enhancement of Working Capital Loan by 20% to COVID affected borrowers	384	190,994,555
• Enhancement of Term Loan by 10% to COVID affected borrowers	668	52,668,410
• Expiry Date of Additional 20% Workings Capital Loan(COVID Loan) extended for upto 1 year with 5% provisioning	9,611	627,339,007
• Time Extension provided for repayment of principal and interest for upto two years as per Clause 41 of NRB Directives 2	-	-

The refinance and business continuity loan detail is as follows:

Particulars	31st Asar 2078	
	No. of Customers	Amount
• Refinance Loan	546	722,600,944
• Business Continuity Loan	-	-

The subsidised loans details is as follows:

Particulars	31st Asar 2078	
	No. of Customers	Amount
Subsidized Loan	3,695	3,984,856,786

The Bank has complied all the COVID related circulars of Nepal Rastra Bank.

5.18 Comparative Figures

Previous year figures have been regrouped and reclassified wherever necessary to conform to the current year's presentation.

Sandeep Kumar Dahal
Chief Financial Officer

Pradyuman Pokharel
Chief Executive Officer

Bharat Raj Dhakal
Chairman

Gajendra Man Shrestha
Director

As per our report
of even date

Rabindra Man Shrestha
Director

Shaligram Mishra
Director

Nirmala Kumari K.C. (Karki)
Director

Shyam Sundar Sharma
Independent Director

Bikesh Mandhikarmi
Partner
CSC & Co.
Chartered Accountants

Kathmandu, 12th Kartik 2078



Principal Indicators of last 5 Financial Year

SN	Indicators	Unit	FY	FY	FY	FY	FY
			2073-74	2074-75	2075-76	2076-77	2077-78
			As per Old GAAP		As per NFRS		
1.	Net Profit/ Gross Income	%	22.79	36.13	34.00	25.37	30.51
2.	Earnings Per Share	NPR	32.09	20.45	27.94	16.56	24.03
3.	Market Value Per Share	NPR	971	378	370	312	657
4.	Price Earning Ratio	Times	30.26	18.48	13.24	18.84	27.34
5.	Stock Dividend	%	21.05	22.63	17.60	11.25	17.575
6.	Cash Dividend	%	1.05	1.13	0.93	4.2574	0.925
7.	Interest Income/ Total Interest Earning Assets	%	15.41	9.96	10.86	12.08	8.37
8.	Staff Expenses/ Total Operating Expenses	%	56.64	60.68	59.32	61.25	67.66
9.	Interest Expenses/ Total Interest Bearing Liabilities	%	7.66	6.01	6.89	7.56	5.52
10.	Exchange Gain/ Total Income	%	-	0.01	0.13	0.49	0.14
11.	Staff Bonus/Total Staff Expenses	%	27.03	18.58	19.78	14.31	16.56
12.	Net Profit/Total Loans & Advances	%	3.18	2.48	2.24	1.47	1.51
13.	Total Loans & Advances/Total Deposits	%	91.30	82.07	82.61	80.94	82.76
14.	Total Operating Expenses/Total Assets	%	7.02	2.11	2.22	2.20	1.63
15.	Capital Adequacy (On Risk Weighted Assets)						
	a. Core Capital	%	13.77	13.21	12.29	11.97	9.94
	b. Supplementary Capital	%	0.94	0.99	1.15	1.26	1.25
	c. Total Capital Fund	%	14.71	14.20	13.44	13.23	11.19
16.	Liquidity Ratio	%	22.67	28.72	25.88	27.83	24.07
17.	Non-Performing Loan/ Total Credit (as per NRB Directives)	%	0.02	0.004	0.07	0.46	0.23
18.	Base Rate	%	11.68	12.51	11.36	9.98	8.05
19.	Cost of Fund	%	7.66	9.03	8.69	7.52	6.26
20.	Interest Yield on Loans	%	15.41	15.03	13.67	12.51	10.78
21.	Weighted Average Interest Rate Spread	%	7.75	6.00	4.98	4.99	4.48
22.	Number of Shares	Nos.	15,427,163	25,917,633	30,647,601	43,249,895	48,115,508
23.	Net Worth Per Share	NPR	148.43	139.89	145.18	134.53	141.98
24.	Return on Total Assets	%	2.49	1.80	1.65	1.07	1.14
26.	Return on Equity	%	21.27	17.21	19.24	12.16	16.93
27.	Number of Employees	Nos.	698	935	1,223	1,436	1,547
28.	Number of Branch (Inc. Extension Counter)	Nos.	59	95	119	135	158

Comparison of Unaudited Interim Financial Statement and Audited Financial Statement of FY 2077-78

Particulars	Unaudited Financial Statement	Audited Financial Statement	Variance		Reasons for Variance
			Amount	%	
Assets					
Cash and Cash Equivalent	6,269,688,852	6,269,721,484	32,632	0.00%	-
Due from Nepal Rastra Bank	2,564,748,592	2,564,748,592	-	-	-
Placement with Bank and Financial Institutions	-	-	-	-	-
Derivative Financial Instruments	-	-	-	-	-
Other Trading Assets	-	-	-	-	-
Loans and Advances to BFIs	3,483,577,419	3,483,613,365	35,946	0.00%	Change in impairment charges in loans.
Loans and Advances to Customers	72,899,550,436	72,919,249,873	19,699,438	0.03%	Change in impairment charges in loans.
Investment Securities	14,507,135,888	14,513,402,926	6,267,038	0.04%	Changes in fair value in Promoters Shares.
Current Tax Assets	61,818,648	44,298,467	(17,520,180)	-28.34%	Due to change in tax liability with the change in profit.
Investment in Subsidiaries	117,500,000	117,500,000	-	-	-
Investment in Associates	104,728,006	104,906,556	178,549	0.17%	Inclusion of share of profit of associates.
Investment Property	-	-	-	-	-
Property and Equipment	813,778,747	813,780,409	1,662	0.00	-
Goodwill and Intangible Assets	8,348,600	8,348,600	-	-	-
Deferred Tax Assets	35,559,989	55,018,004	19,458,016	54.72%	Final calculation of current year deferred tax.
Other Assets	227,361,753	237,135,084	9,773,331	4.30%	Change in assumption in calculating deferred employee expenses.
Total Assets	101,093,796,929	101,131,723,360	37,926,432	0.04%	-
Liabilities					
Due to Banks and Financial Institutions	5,419,586,925	5,419,586,925	-	-	-
Due to Nepal Rastra Bank	828,735,570	832,446,418	3,710,848	44.78%	Interest on Refinancing availed from NRB.
Derivative Financials Instrument	-	-	-	-	-
Deposits from Customers	86,903,303,395	86,902,914,373	(389,022)	-0.04%	Petty adjustment on accrued interest payable.
Borrowings	-	-	-	-	-
Current Tax Liabilities	-	-	-	-	-
Provisions	3,732,070	3,732,070	-	-	-
Deferred Tax Liabilities	-	-	-	-	-

Continue...



Particulars	Unaudited Financial Statement	Audited Financial Statement	Variance		Reasons for Variance
			Amount	%	
Other Liabilities	1,130,404,646	1,141,479,877	11,075,231	97.98%	Final actuarial valuation report and lease liability.
Debt Securities Issued	-	-	-	-	-
Subordinated Liabilities	-	-	-	-	-
Total Liabilities	94,285,762,606	94,300,159,662	14,397,056	1.53%	-
Equity					
Share Capital	4,811,550,803	4,811,550,803	-	-	-
Share Premium	-	-	-	-	-
Retained Earnings	867,630,752	896,315,650	28,684,898	330.61%	Change in profit and regulatory reserve adjustment.
Reserves	1,128,852,768	1,123,697,244	(5,155,523)	-45.67%	Transfer to Regulatory reserves
Total Equity Attributable to Equity Shareholders	6,808,034,323	6,831,563,698	23,529,375	34.56%	Change in Profit.
Non Controlling Interest	-	-	-	-	-
Total Equity	6,808,034,323	6,831,563,698	23,529,375	34.56%	-
Total Equity and Liabilities	101,093,796,929	101,131,723,360	37,926,431	3.75%	-

Comparison of Unaudited Interim Financial Statement and Audited Financial Statement of FY 2077-78

Particulars	Unaudited Financial Statement	Audited Financial Statement	Variance		Reasons for Variance
			Amount	%	
Interest Income	7,495,876,830	7,583,652,469	87,775,639	1.17%	Change in assumption in calculating finance charge under NFRS.
Interest Expense	4,791,300,482	4,795,011,330	3,710,848	0.08%	Interest on Refinancing availed from NRB.
Net Interest Income	2,704,576,347	2,788,641,138	84,064,791	3.11%	-
Fees and Commission Income	603,853,173	605,019,020	1,165,846	0.19%	Petty adjustment.
Fees and Commission Expense	32,538,976	32,067,633	(471,343)	-1.45%	Petty adjustment.
Net Fee and Commission Income	571,314,197	572,951,386	1,637,189	0.29%	-
Net Interest, Fee and Commission Income	3,275,890,544	3,361,592,525	85,701,980	2.62%	-
Net Trading Income	6,242,536	6,242,536	-	-	-
Other Operating Income	421,466,682	422,196,628	729,946	0.17%	Inclusion of share of profit of associates and petty adjustment.
Total Operating Income	3,703,599,763	3,790,031,689	86,431,926	2.33%	-
Impairment charge/(reversal) for loans and other losses	533,124,593	495,273,021	(37,851,572)	-7.10%	Change in impairment in loans considering it as an adjusting events and additional impairment as per NRB.
Net Operating Income	3,170,475,170	3,294,758,668	124,283,499	3.92%	-
Operating Expense					
Personnel Expenses	1,007,957,761	1,110,863,569	102,905,808	10.21%	Change in assumption in calculating finance charge under NFRS and staff bonus.
Other Operating Expenses	387,723,882	397,407,357	9,683,475	2.50%	Change in Lease expense and other petty adjustment.
Depreciation and Amortisation	144,717,036	144,715,375	(1,662)	(0.00)	Petty Adjustment.
Operating Profit	1,630,076,491	1,641,772,368	(11,695,877)	-0.72%	
Non Operating Income	14,180,000	14,180,000	-	-	-
Non Operating Expense	-	-	-	-	-
Profit before Income Tax	1,644,256,491	1,655,952,368	11,695,877	0.71%	
Income Tax Expense					
Current Tax	493,276,947	526,721,280	33,444,333	6.78%	Due to change in profit before tax and revised computation of income tax under Income Tax Act.
Deferred Tax	-	(27,203,960)	(27,203,960)	0.00%	
Profit for the Period	1,150,979,543	1,156,435,048	5,455,504	0.47%	-





**सहायक कम्पनी
मुक्तिनाथ क्यापिटल लिमिटेडको
वित्तीय विवरण**



N. B. S. M. & Associates
Chartered Accountants
6th Floor, Block A, Four Square Complex
Narayan Chaur, Naxal, Kathmandu, Nepal

T +977.1.4433069
T +977.1.4415242
info@nbsm.com.np
www.nbsm.com.np

INDEPENDENT AUDITOR'S REPORT The Shareholders of Muktinath Capital Limited

Report on the Audit of Financial Statements

Opinion

We have audited the accompanying financial statements of M/s. Muktinath Capital Limited, Kamaladi, Kathmandu, Nepal (hereinafter referred to as "the company"), which comprises the statement of financial position as at Ashad 31, 2078 [July 15, 2021] and statement of profit or loss, statement of cash flow & statement of changes in equity for the year then ended and notes to the financial statements including a summary of significant accounting policies and other explanatory notes (hereinafter referred to as "the financial statements").

In our opinion, the accompanying financial statements give a true and fair view, in all material respects, of the financial position of the company as at Ashad 31, 2078 (July 15, 2021) and its financial performance and its cash flows for the year then ended on that date in accordance with Nepal Financial Reporting Standards (NFRS).

Basis of Opinion

We conducted our audit in accordance with Nepal Standards on Auditing (NSAs). Our responsibilities under those standards are further described in the auditor's responsibilities for the audit of the financial statements section of our report. We are independent of the company in accordance with the Institute of Chartered Accountant of Nepal's code of ethics for professional accountants together with the ethical requirements that are relevant to our audit of the financial statements in Nepal, and we have fulfilled our other ethical responsibilities in accordance with those requirements. We believe that the audit evidences we have obtained are sufficient and appropriate to provide a basis for our opinion.

Key Audit Matters

Key audit matters are those matters that, in our professional judgment, were of most significance in our audit of the financial statements of the current period. These matters were addressed in the context of our audit of the financial statements as a whole, and in forming our opinion thereon, and we do not provide a separate opinion on these matters.



In association with



Key Audit Matters	Our Audit Approach and Responses
<p>1. Valuation of Investment</p> <p>Investment of the company comprises of investments in listed securities, initial public offerings, mutual funds and fixed deposits. The classifications, valuations and disclosures of the aforesaid investment shall be done in line with NFRS 9 Financial Instruments; NFRS 13 Fair Value Measurements; NFRS 7 Financial Instruments: Disclosures. Investment made in listed securities and mutual fund has been treated as investment held for trading and recognised as Fair Value Through Profit & Loss. And investment in fixed deposits has been measured at amortised cost.</p> <p>In view of significance of amount of investment and complexity involved in valuation and treatment of such investments, we have considered it as key audit matters in our audit.</p>	<p>Our audit approach regarding valuation of investment, impairment, its accounting included:</p> <ol style="list-style-type: none"> We ensured classifications and accounting of investments made by company and its valuation were in accordance to NFRS 9 and NFRS 13 issued by Accounting Standard Board of Nepal. We ensured the correctness of the valuation of investment valued at amortized cost through sample verification of effective interest rate and amortization schedule. For the investment made on quoted equity instruments & units mutual fund, we ensured that fair valuation has been done at the closing transaction rate in NEPSE as on 31.03.2078. Investment in promoters shares has been recorded at cost and separately disclosed.
<p>2. Revenue Recognition</p> <p>Revenue of the company comprises of merchant banking income, interest from fixed deposits & call accounts and net gain/(loss) due to fair value change on financial instruments held for trading.</p> <p>In view of primary business of the company being the merchant banking we have considered merchant banking income and portfolio management service income as key audit matters in our audit.</p>	<p>Our audit approach regarding revenue recognition with respect to merchant banking income and portfolio management service income includes the following among other things:</p> <ol style="list-style-type: none"> Ensured the portfolio management service revenue has been recognised on the basis of pms contract agreed with the client at the time of agreement. Ensured the related fees like performance fees, exit fees has been calculated and recorded as per the agreement in timely manner. In case of merchant banking income, we ensured the income has been duly recorded on timely basis on sample basis.



Responsibilities of Management and Those Charged with Governance for the Financial Statements

Management is responsible for the preparation and fair presentation of the financial statements in accordance with Nepal Financial Reporting Standards, and for such internal control as management determines is necessary to enable the preparation of financial statements that are free from material misstatements, whether due to fraud or error.

In preparing the financial statements, management is responsible for assessing the company's ability to continue as a going concern, disclosing, as applicable, matters related to going concern and using the going concern basis of accounting unless management either intends to liquidate the company or to cease operations, or has no realistic alternative but to do so.

Those charged with governance are responsible for overseeing the company's financial reporting process.

Auditor's Responsibilities for the Audit of the Financial Statements

Our objectives are to obtain reasonable assurance about whether the financial statements as a whole are free from material misstatements, whether due to fraud or error, and to issue an auditor's report that includes our opinion. Reasonable assurance is a high level of assurance, but is not a guarantee that an audit conducted in accordance with NSAs will always detect a material misstatement when it exists. Misstatements can arise from fraud or error and are considered material if, individually or in the aggregate, they could reasonably be expected to influence the economic decisions of users taken on the basis of these financial statements.

As part of an audit in accordance with NSAs, we exercise professional judgment and maintain professional skepticism throughout the audit. We also:

- Identify and assess the risks of material misstatement of the financial statements, whether due to fraud or error, design and perform audit procedures responsive to those risks, and obtain audit evidences that is sufficient and appropriate to provide a basis for our opinion. The risk of not detecting a material misstatement resulting from fraud is higher than for one resulting from error, as fraud may involve collusion, forgery, intentional omissions, misrepresentations, or the override of internal control.
- Obtain an understanding of internal control relevant to the audit in order to design audit procedures that are appropriate in the circumstances, but not for the purpose of expressing an opinion on the effectiveness of the company's internal control.
- Evaluate the appropriateness of accounting policies used and the reasonableness of accounting estimates and related disclosures made by management.
- Conclude on the appropriateness of management's use of the going concern basis of accounting and, based on the audit evidences obtained, whether a material uncertainty exists related to events or conditions that may cast significant doubt on the company's ability to continue as a going concern. If we conclude that a material uncertainty exists, we are required to draw attention in our auditor's report to the related disclosures in the financial statements or, if such disclosures are inadequate, to modify our opinion. Our conclusions are based on the audit evidences obtained up to the date of our auditor's report. However, future events or conditions may cause the company to cease to continue as a going concern.



- Evaluate the overall presentation, structure, and content of the financial statements, including the disclosures, and whether the financial statements, including the disclosures, and whether the financial statements represent the underlying transactions and events in a manner that achieves fair presentation.

We communicate with those charged with governance regarding, among other matters, the planned scope and timing of the audit and significant audit findings, including any significant deficiencies in internal control that we identify during our audit.

We also provide those charged with governance with a statement that we have complied with relevant ethical requirements regarding independence, and to communicate with them all relationships and other matters that may reasonably be thought to bear on our independence, and where applicable, related safeguards.

Report on Other Legal and Regulatory Requirements

We have obtained information and explanations asked for, which, to the best of our knowledge and belief were necessary for the purpose of our audit. In our opinion, proper books of account as required by law have been kept by the company in so far as it appears from our examination of those books of account of the company. In our opinion statement of financial position, statement of profit or loss, statement of cash flow & statement of changes in equity for the year then ended and a summary of significant accounting policies and other explanatory notes have been prepared in accordance with the Companies Act 2063; and other prevailing laws and regulations and are in agreement with the books of account maintained by the company. In our opinion and to the best of information and according to the explanation given to us and from the examination of the books of account of the company, we have not come across any case where the board of directors, any representatives or any employee of the company have acted contrary to legal provisions relating to accounts, or committed any misappropriation or caused any loss or damage to the company.

For N. B. S. M. & Associates
Chartered Accountants



CA. Durga Prasad Gnawali, FCA
Partner

Date: 2078/05/09

Place: Kathmandu, Nepal

UDIN: 210905CA00461xZ5QV

Muktinath Capital Limited

Statement of Financial Position

As on Ashad 31, 2078 (15 July 2021)

Figures in NPR

Particulars	As on Ashad 31, 2078	As on Ashad 31, 2077
Assets		
Cash and Cash Equivalents	150,926,503.49	137,591,287.98
Financial Investment-Held for Trading	85,181,579.00	25,126,114.50
Financial Investment-Held for Available for Sale	-	-
Financial Investment-Held for Maturity	27,500,000.00	5,000,000.00
Other Financial Assets	51,210,070.55	4,289,504.29
Other Assets	177,542.12	83,658.64
Current Tax Assets	-	5,985,701.37
Investment Property	33,115,680.00	33,115,680.00
Property and Equipment	7,892,076.62	5,804,839.45
Intangible Assets	1,029,150.45	157,530.66
Deferred Tax Assets	389,415.03	510,368.80
Total Assets	357,422,017.26	217,664,685.69
Liabilities		
Due to Public/Refundable to Investors	-	375,265.97
Other Financial Liabilities	100,637,281.55	12,182,929.70
Other Liabilities	881,788.80	311,641.77
Current Tax Liabilities	4,005,283.74	-
Other Provisions	7,300,391.00	1,869,486.97
Deferred Tax Liabilities	-	-
Total Liabilities	112,824,745.09	14,739,324.42
Equity		
Share Capital	202,500,000.00	202,500,000.00
Retained Earning	37,465,050.17	377,049.28
Reserves	4,632,222.00	48,312.00
Total Equity	244,597,272.17	202,925,361.28
Total Liability and Equity	357,422,017.26	217,664,685.69
Contingent liabilities and commitment	-	-

Notes 1 to 6.5 Forms integral part of Financial Statements

As per our attached report of even date

For N. B. S. M. & Associates

Chartered Accountants

CA. Durga Prasad Gnawali, FCA
Partner

Sitaram Kafle
(Chairman/ Director)

Dandapani Dhakal
(Director)

Til Bahadur Gurung
(Director)

Paban Dhakal
(Director)

Adarsh Raj Pandey
(Director)

Jagdish Dahal
(Director)

Kabindra Bikram Dhoj Joshi
(CEO)

Pawan Regmi
(Accounts Officer)

Date : 2078/05/09

Place: Kathmandu



Muktinath Capital Limited

Statement of Profit or Loss

For the Period commencing on Shrawan 1, 2077 and ending on Ashad 31, 2078

Figures in NPR

Particulars	For the Period Ended Ashad 31, 2078	For the Period Ended Ashad 31, 2077
Revenue		
Revenue from Operation	21,444,783.26	4,536,869.68
Net Gain/(Loss) on Financial Investments-HFT	63,774,978.79	2,030,640.85
Other Income	11,242,766.79	18,612,958.68
Total Revenue	96,462,528.84	25,180,469.21
Expenses		
Personnel Expenses	20,335,115.25	8,347,901.85
Operating Expenses	13,856,623.61	6,134,145.60
Depreciation and Amortization	2,703,069.09	1,111,312.25
Total Expenses	36,894,807.95	15,593,359.71
Profit before Tax from Continuing Operations	59,567,720.89	9,587,109.51
Income Tax		
Current Year Tax	17,774,856.23	3,613,984.39
Deferred Tax (Income)/Expenses	120,953.77	1,141,956.17
Profit for the Year	41,671,910.89	4,831,168.95
Earning Per Share	20.58	2.39

Notes 1 to 6.5 Forms integral part of Financial Statements

As per our attached report of even date

For N. B. S. M. & Associates
Chartered Accountants

CA. Durga Prasad Gnawali, FCA
Partner

Sitaram Kafle
(Chairman/ Director)

Dandapani Dhakal
(Director)

Til Bahadur Gurung
(Director)

Paban Dhakal
(Director)

Adarsh Raj Pandey
(Director)

Jagdish Dahal
(Director)

Kabindra Bikram Dhoj Joshi
(CEO)

Pawan Regmi
(Accounts Officer)

Date : 2078/05/09
Place: Kathmandu



Muktinath Capital Limited

Statement of Other Comprehensive Income

For the Period commencing on Shrawan 1, 2077 and ending on Ashad 31, 2078

Figures in NPR

Particulars	For the Period Ended Ashad 31, 2078	For the Period Ended Ashad 31, 2077
Profit for the Year	41,671,910.89	4,831,168.95
Gains/(Losses) on Remeasuring Available for Sale Financial Assets	-	-
Gains/(Losses) on Actuarial Valuation of Defined Benefit Liability	-	-
Total Other Comprehensive Income/(Loss)	41,671,910.89	4,831,168.95
Income Tax Income/(Expense) relating to components of other comprehensive income	-	-
Total Comprehensive Income for the Year, Net of Tax	41,671,910.89	4,831,168.95

Notes 1 to 6.5 Forms integral part of Financial Statements

As per our attached report of even date

For N. B. S. M. & Associates

Chartered Accountants

CA. Durga Prasad Gnawali, FCA
Partner

Sitaram Kafle
(Chairman/ Director)

Dandapani Dhakal
(Director)

Til Bahadur Gurung
(Director)

Paban Dhakal
(Director)

Adarsh Raj Pandey
(Director)

Jagdish Dahal
(Director)

Kabindra Bikram Dhoj Joshi
(CEO)

Pawan Regmi
(Accounts Officer)

Date : 2078/05/09

Place: Kathmandu



Muktinath Capital Limited

Statement of Cash Flow

For the Period commencing on Shrawan 1, 2077 and ending on Ashad 31, 2078

Figures in NPR

Particulars	For the Period Ended Ashad 31, 2078	For the Period Ended Ashad 31, 2077
CASH FLOWS FROM OPERATING ACTIVITIES		
Merchant Banking Income	8,333,620.00	1,908,421.00
Mero Share Online Income	3,669,380.00	392,700.00
Underwriting Income	1,593,370.00	402,500.00
Portfolio Management Income	4,643,907.94	49,248.68
Pledge Income	427,200.00	169,000.00
Auction Income	420,000.00	50,000.00
Issue Management Income	625,000.00	-
IPO Issue Income	107,500.00	-
RTS Income	1,624,805.32	1,565,000.00
Other Income	1,654,780.52	1,157,678.03
Less: Personnel Expenses	(20,335,115.25)	(8,347,901.85)
Less: Operating Expenses	(13,856,623.61)	(6,134,145.60)
Operating Cash Flows Before Changes in Operating Assets and Liabilities	(11,092,175.08)	(8,787,499.74)
(Increase)/Decrease In Operating Assets		
(Increase)/Decrease In Financial Assets	(46,920,566.26)	(490,168.73)
(Increase)/Decrease In Other Assets	(93,883.48)	(58,484.51)
Increase/(Decrease) In Operating Liabilities		
Increase/(Decrease) In due to Public/Investor	(375,265.97)	67,064.60
Increase/(Decrease) In Financial Liabilities	88,454,351.85	8,953,094.93
Increase/(Decrease) In Provisions	5,430,904.03	1,273,346.86
Increase/(Decrease) In Other Liabilities	570,147.03	(17,275.10)
Net Cash Flow from Operating Activities Before Tax Paid	35,973,512.12	940,078.30
Income Taxes Paid	(7,783,871.12)	(2,629,939.81)
Net Cash Flow from Operating Activities	28,189,641.00	(1,689,861.51)
CASH FLOWS FROM INVESTING ACTIVITIES		
Purchase of Investment Securites	(367,350,359.57)	(24,511,708.40)
Sale of Investment Securities	371,069,873.84	3,936,501.57
Liquidation from Fixed deposit	-	-
Investment in Fixed Deposit	(22,500,000.00)	8,000,000.00
Purchase of Property and Equipment	(4,454,950.43)	(5,343,506.44)
Receipt from the Sale of Property and Equipment	-	-
Purchase of Intangible Assets	(1,206,975.60)	-
Receipt from the Sale of Intangible Assets	-	-
Purchase of Investment Properties	-	-
Receipt from the Sale of Investment Properties	-	-
Interest Received	9,018,592.14	19,026,360.12
Dividend Received	569,394.13	192,442.00



Particulars	For the Period Ended Ashad 31, 2078	For the Period Ended Ashad 31, 2077
Net Cash used In Investing Activities	(14,854,425.49)	1,300,088.85
CASH FLOWS FROM FINANCING ACTIVITIES		
Receipt from Issue of Shares	-	-
Dividends Paid	-	-
Interest Paid	-	-
Net Cash from Financing Activities	-	-
Net Increase (Decrease) In Cash And Cash Equivalents	13,335,215.51	(389,772.66)
Cash and Cash Equivalents at Shrawan 1, 2077	137,591,287.98	137,981,060.64
Effect of Exchange Rate Fluctuations on Cash and Cash Equivalents Held	-	-
Cash and Cash Equivalents at Ashad end 2078	150,926,503.49	137,591,287.98

Notes 1 to 6.5 Forms integral part of Financial Statements

As per our attached report of even date

For N. B. S. M. & Associates

Chartered Accountants

CA. Durga Prasad Gnawali, FCA
Partner

Sitaram Kafle
(Chairman/ Director)

Dandapani Dhakal
(Director)

Til Bahadur Gurung
(Director)

Paban Dhakal
(Director)

Adarsh Raj Pandey
(Director)

Jagdish Dahal
(Director)

Kabindra Bikram Dhoj Joshi
(CEO)

Pawan Regmi
(Accounts Officer)

Date : 2078/05/09

Place: Kathmandu





Muktinath Capital Limited

Statement of Changes in Equity

For the Period commencing on Shrawan 1, 2077 and ending on Ashad 31, 2078

Figures in NPR

Particulars	Share Capital	General Reserve	Available for Sale	Fair Value Reserve	CSR Reserve	Retained Earnings	Total
Balance as at Shrawan 1, 2076	202,500,000.00	-	-	-	-	(4,405,807.67)	198,094,192.33
Adjustment							
Profit for the Year						4,831,168.95	4,831,168.95
Change in Fair Value							
Issue of Share Capital	-						
Corporate Social Responsibility Reserve					48,312.00	(48,312.00)	
Balance as at Ashad 31, 2077	202,500,000.00	-	-	-	48,312.00	377,049.28	202,925,361.28
Balance as at Shrawan 1, 2077	202,500,000.00	-	-	-	48,312.00	377,049.28	202,925,361.28
Profit for the Year						41,671,910.89	41,671,910.89
Change in Fair Value							
Apportion to General Reserve		4,167,191.00				(4,167,191.00)	
Corporate Social Responsibility Reserve					416,719.00	(416,719.00)	
Balance as at Ashad 31, 2078	202,500,000.00	4,167,191.00	-	-	465,031.00	37,465,050.17	244,597,272.17

Notes 1 to 6.5 Forms integral part of Financial Statements

As per our attached report of even date

For N. B. S. M. & Associates
Chartered Accountants

CA. Durga Prasad Gnawali, FCA
Partner

Sitaram Kafle
(Chairman/ Director)

Dandapani Dhakal
(Director)

Til Bahadur Gurung
(Director)

Paban Dhakal
(Director)

Adarsh Raj Pandey
(Director)

Kabindra Bikram Dhoj Joshi
(CEO)

Pawan Regmi
(Accounts Officer)

Jagdish Dahal
(Director)

Date : 2078/05/09
Place: Kathmandu



नेपाल राष्ट्र बैंक
विकास बैंक सुपरिवेक्षण विभाग

पत्रसंख्या: वि.बै.सु.वि./गैरस्थलगत/मुक्तिनाथ/०७८/७९
च.नं. १०६

मुक्तिनाथ विकास बैंक लिमिटेड
कमलादी, काठमाडौं ।



केन्द्रीय कार्यालय
बालुवाटार, काठमाडौं
फोन नं.: ०१-४४१९८०४

Site: www.nrb.org.np
Email: nrbdsd@nrb.org.np
पोष्ट बक्स: ७३

मिति: २०७८/०८/०२


विषय: लाभांश घोषणा/वितरण तथा वार्षिक वित्तीय विवरण प्रकाशन सम्बन्धमा ।

महाशय,

त्यस संस्थाले पेश गरेको आर्थिक वर्ष २०७७/७८ को लेखापरीक्षण भएको वित्तीय विवरण तथा अन्य प्रतिवेदनहरूका आधारमा गैर स्थलगत सुपरिवेक्षण गर्दा देखिएका कैफियतहरूका सम्बन्धमा देहाय बमोजिमका निर्देशनहरू शेयरधनीहरूको जानकारीका लागि वार्षिक प्रतिवेदनको छुट्टै पानामा प्रकाशित एवं कार्यान्वयन गर्ने गरी आ.व. २०७७/७८ को लेखापरीक्षण भएको वार्षिक वित्तीय विवरण प्रकाशन गर्न सहमति प्रदान गरिएको व्यहोरा अनुरोध छ । साथै, संस्थाले प्रस्ताव गरे अनुसार आ.व. २०७७/७८ सम्मको सञ्चित मुनाफाबाट २०७८ असार मसान्तमा कायम रहेको चुक्ता पुँजी रु.४,८१,१५,५०,८०३/१८ को १७.५७५ प्रतिशतले हुन आउने रकम रु.८४,५६,३०,०५३/६६ (अक्षरेपि चौरासी करोड छपन्न लाख तीस हजार त्रीपन्न पैसा छैसठ्ठी मात्र) बराबरको बोनस शेयर तथा कर प्रयोजनको लागि सोही चुक्ता पुँजीको ०.९२५ प्रतिशतले हुन आउने रकम रु.४,४५,०६,८४४/९३ (अक्षरेपि चार करोड पैतालीस लाख छ हजार आठ सय चौवालीस पैसा त्रीयानब्बे मात्र) नगद लाभांश अन्य प्रचलित कानूनी व्यवस्थाको समेत पालना हुने गरी वार्षिक साधारण सभाबाट स्वीकृत भएको अवस्थामा मात्र वितरण गर्न स्वीकृति प्रदान गरिएको व्यहोरा समेत निर्णयानुसार अनुरोध छ ।

- (क) कर्जा प्रवाह पश्चात् अनिवार्य रूपमा कर्जा सदुपयोगिताको सुनिश्चितता गर्नुहुन ।
- (ख) यस बैंकबाट जारी एकीकृत निर्देशन नं १९/०७७ बमोजिम सम्पत्ति शुद्धीकरण तथा आतंकवादी कार्यमा वित्तीय लगानी निवारण सम्बन्धी व्यवस्थाको पूर्णरूपमा पालना गर्नुहुन ।
- (ग) कर्जा व्यवस्थापन, ग्राहक पहिचान (KYC) लगायतका विषयमा आन्तरिक लेखापरीक्षक, बाह्य लेखापरीक्षक तथा यस बैंकबाट औल्याएका कैफियतहरू पुनः नदोहोरिने व्यवस्था गर्नुहुन ।

भवदीय,


(राजु पौडेल)
उप निर्देशक

बोधार्थ:

श्री नेपाल राष्ट्र बैंक, बैंक तथा वित्तीय संस्था नियमन विभाग ।
श्री नेपाल राष्ट्र बैंक, विकास बैंक सुपरिवेक्षण विभाग, कार्यान्वयन इकाई ।



नेपाल राष्ट्र बैंकबाट प्राप्त निर्देशनहरू उपर सञ्चालक समितिको प्रतिक्रिया

मुक्तिनाथ विकास बैंक लिमिटेडको आ.व २०७७/०७८ को वित्तीय विवरण प्रकाशन गर्ने क्रममा नेपाल राष्ट्र बैंकबाट दिइएका निर्देशनहरूलाई मिति २०७८/०८/०३ गते बसेको सञ्चालक समितिको २६१ औं बैठकमा छलफल गरी निर्देशन बमोजिम गर्ने गराउने निर्णय भएको व्यहोरा जानकारीको लागि अनुरोध छ ।

प्रबन्धपत्रमा प्रस्तावित संशोधन सम्बन्धी तीन महले विवरणः

१. यस विकास बैंकको अधिकृत पूँजी रु. ८,००,००,००,०००/- (अक्षरेपी आठ अर्ब रूपैयाँ मात्र) पुन्याउने प्रस्ताव पारित गर्ने ।

साविकको व्यवस्था	संशोधित व्यवस्था	संशोधन गर्नुपर्ने कारण
प्रबन्धपत्रका दफा ५ को उपदफा (क) मा: विकास बैंकको अधिकृत पूँजी रु. ५,००,००,००,०००/- (अक्षरेपी पाँच अर्ब मात्र) हुनेछ । सो पूँजीलाई रु. १०० दरका रु. ५,००,००,०००/- (अक्षरेपी पाँच करोड) थान साधारण सेयरमा विभाजन गरिएको छ ।	प्रबन्धपत्रको दफा ५ को उपदफा (क) मा: विकास बैंकको अधिकृत पूँजी रु. ८,००,००,००,०००/- (अक्षरेपी आठ अर्ब मात्र) हुनेछ । सो पूँजीलाई रु. १०० को दरले रु. ८,००,००,०००/- (अक्षरेपी आठ करोड) थान साधारण सेयरमा विभाजन गरिएको छ ।	विकास बैंकको पूँजी बृद्धि गर्ने योजना अनुरूप ।

२. विकास बैंकको हाल कायम चुक्ता पूँजी रु. ४,८१,१५,५०,८०३.१८ (अक्षरेपी चार अर्ब एकासी करोड पन्ध्र लाख पचास हजार आठ सय तीन रूपैयाँ अठार पैसा मात्र) को १७.५७५ प्रतिशतले हुन आउने रकम रु. ८४,५६,३०,०५३.६६ (अक्षरेपी चौरासी करोड छपन्न लाख तीस हजार त्रिपन्न रूपैयाँ छैसठ्ठी पैसा मात्र) बोनस सेयर वितरण पश्चात जारी तथा चुक्ता पूँजी रु. ५,६५,७१,८०,८५६.८४ (अक्षरेपी पाँच अर्ब पैसठ्ठी करोड एकहत्तर लाख असी हजार आठ सय छपन्न रूपैयाँ चौरासी पैसा मात्र) पुन्याउने प्रस्ताव पारित गर्ने र सोही बमोजिम प्रबन्धपत्रको सम्बन्धित दफा संशोधन गर्ने ।

साविकको व्यवस्था	संशोधित व्यवस्था	संशोधन गर्नुपर्ने कारण
दफा ५ को उपदफा (ख) मा: विकास बैंकको जारी पूँजी रु. ४,८१,१५,५०,८०३.१८ (अक्षरेपी चार अर्ब एकासी करोड पन्ध्र लाख पचास हजार आठ सय तीन रूपैयाँ अठार पैसा मात्र) हुनेछ । जसलाई प्रति सेयर रु. १००/- का दरले ४,८१,१५,५०,८०३ (चार करोड एकासी लाख पन्ध्र हजार पाँच सय आठ दशमलव शुन्य तीन थान साधारण सेयरमा विभाजन गरिएको छ ।	दफा ५ को उपदफा (ख) मा: विकास बैंकको जारी पूँजी रु. ५,६५,७१,८०,८५६.८४ (अक्षरेपी पाँच अर्ब पैसठ्ठी करोड एकहत्तर लाख असी हजार आठ सय छपन्न रूपैयाँ चौरासी पैसा मात्र) हुनेछ । जसलाई प्रति सेयर रु. १००/- का दरले ५,६५,७१,८०,८५६ (पाँच करोड पैसठ्ठी लाख एकहत्तर हजार आठ सय आठ दशमलव पाँच छ थान साधारण सेयरमा विभाजन गरिएको छ ।	पन्ध्रौं वार्षिक साधारण सभाबाट हाल कायम जारी तथा चुक्ता पूँजी रु. ४,८१,१५,५०,८०३.१८ (अक्षरेपी चार अर्ब एकासी करोड पन्ध्र लाख पचास हजार आठ सय तीन रूपैयाँ अठार पैसा मात्र) को १७.५७५ प्रतिशतका दरले बोनस सेयर जारी गरे पश्चात कायम हुन आउने चुक्ता पूँजी रु. ५,६५,७१,८०,८५६.८४ (अक्षरेपी पाँच अर्ब पैसठ्ठी करोड एकहत्तर लाख असी हजार आठ सय छपन्न रूपैयाँ चौरासी पैसा मात्र) पुग्ने भएकोले ।
दफा ५ को उपदफा (ग) मा: विकास बैंकको चुक्ता पूँजी रु. ४,८१,१५,५०,८०३.१८ (अक्षरेपी चार अर्ब एकासी करोड पन्ध्र लाख पचास हजार आठ सय तीन रूपैयाँ अठार पैसा मात्र) हुनेछ ।	दफा ५ को उपदफा (ग) मा: विकास बैंकको चुक्ता पूँजी रु. ५,६५,७१,८०,८५६.८४ (अक्षरेपी पाँच अर्ब पैसठ्ठी करोड एकहत्तर लाख असी हजार आठ सय छपन्न रूपैयाँ चौरासी पैसा मात्र) हुनेछ ।	



नियमावलीमा प्रस्तावित संशोधन सम्बन्धी तीन महले विवरण

१. सञ्चालक समितिका अध्यक्ष तथा सञ्चालकहरूको सेवा सुविधा पुनरावलोकन गरी सोही बमोजिम नियमावलीको सम्बन्धित दफा संशोधन गर्ने ।

साविकको व्यवस्था	संशोधित व्यवस्था	संशोधन गर्नुपर्ने कारण
<p>नियमावलीको दफा २९ (ख) मा : सञ्चालक समितिको बैठकमा उपस्थित भए वापत अध्यक्ष र सञ्चालकले पाउने बैठक भत्ता क्रमशः रु. १०,०००/- (अक्षरेपी दश हजार मात्र) र रु. ९,०००/- (अक्षरेपी नौ हजार मात्र) हुनेछ । अध्यक्ष र सञ्चालकहरूलाई टेलिफोन इन्टरनेट सुविधा वापत मासिक रु. ३०००/- र रु. २,५००/- तथा पत्रपत्रिका सुबिधा बापत सञ्चालकहरूलाई मासिक रु. २,०००/- प्रदान गरिनेछ ।</p>	<p>नियमावलीको दफा २९ (ख) मा : सञ्चालक समितिको बैठकमा उपस्थित भए वापत अध्यक्ष र सञ्चालकले पाउने बैठक भत्ता क्रमशः रु. १८,०००/- (अक्षरेपी अठार हजार मात्र) र रु. १५,०००/- (अक्षरेपी पन्द्र हजार मात्र) हुनेछ । अध्यक्ष र सञ्चालकहरूलाई टेलिफोन इन्टरनेट सुविधा वापत मासिक रु. ५,०००/- र रु. ४,५००/- तथा पत्रपत्रिका सुबिधा वापत सञ्चालकहरूलाई मासिक रु. ५,०००/- प्रदान गरिनेछ ।</p>	समय सापेक्ष रूपमा बृद्धि गर्नुपर्ने भएको हुँदा थप/बृद्धि गरिएको ।
<p>नियमावलीको दफा २९ (ग) मा : वित्तीय संस्थाको कामको सिलसिलामा सञ्चालकहरूलाई प्रदान गरिने दैनिक भत्ता तथा भ्रमण खर्च देहाय बमोजिम हुनेछ</p>	<p>नियमावलीको दफा २९ (ग) मा : वित्तीय संस्थाको कामको सिलसिलामा सञ्चालकहरूलाई प्रदान गरिने दैनिक भत्ता तथा भ्रमण खर्च देहाय बमोजिम हुनेछ :</p>	समय सापेक्ष रूपमा परिमार्जन गर्नु पर्ने भएकोले
<p>(अ) दैनिक भत्ता : स्वदेशमा दैनिक भत्ता रु. ५,०००/- भारतमा दैनिक भत्ता भा.रु. ५,०००/- भारत वाहेकका अन्य विदेशी मुलुकमा दैनिक भत्ता अमेरिकी डलर २५०/-</p>	<p>(अ) दैनिक भत्ता :</p> <p>१. स्वदेशमा दैनिक भत्ता ने.रु. ८,०००/-</p> <p>२. भारतमा दैनिक भत्ता भा.रु. ८,०००/-</p> <p>३. भारत वाहेक अन्य सार्क राष्ट्रहरूमा दैनिक भत्ता अमेरिकी डलर २००/-</p> <p>४. सार्क राष्ट्र वाहेक अन्य राष्ट्रहरूमा दैनिक भत्ता अमेरिकी डलर ३००/-</p>	
<p>(आ) भ्रमण खर्च : परिवहन खर्च, हवाई टिकट तथा भिषा शुल्क वास्तविक बिल बमोजिमको रकम हुनेछ ।</p>	<p>(आ) भ्रमण खर्च : परिवहन खर्च, हवाई टिकट, होटल तथा खाना (Lodging and Food) र भिषा शुल्क वास्तविक बिल बमोजिमको रकम हुनेछ ।</p>	

Enabling the next wave of TRANSFORMATION

Over the 15 years of service, we have been successful to build a brand that offers exclusive banking solutions to varied range of customers. However, our history started with enabling the women of communities that were physically far from the concept of Basic Banking. A community Banking concept was established which helped change many lives of women and their families in rural areas, as the Bank focused on the concepts of deposits and loans for the first time. Following the footsteps of the previous leadership, the current steering team of new leadership focuses on the digitization of the services and on responsible banking to reach far and wide. Ready to Enable, catalyze and capture the next wave of growth.

Enabling the next wave of TRANSFORMATION To support the leadership and vision of the Bank. various engines broadly classified under Business Verticals, Delivery Channels, Technology/Digital driven by workforce with diverse set of skills and multifunctional exposure are functioning in the Bank. Our Bank's collaborative mindset of INCLUSIVE BANKING and GENERAL BANKING is backed by our strengths in Internal Audit, Risk Management and Governance, Branding and so on. Further, we have explored the opportunities for investment to outline our technology transformation agenda to synergies and integrate digital function to both run and build the Bank for the FUTURE.

GROWTH DRIVERS FOR OUR BANK:



Corporate Cluster



Retail Assets



Branch Banking



Robust Technology and Digital Platforms



MSME and Rural Branches



Priority Banking



Tele-Sales/ Service/ Relationships



Government and Institutions



Payment Terminals



Digital Marketing



Our Strategies for TRANSFORMATION



Strengthening Digital Marketing

FY 2077-78 has been an eventful year in terms of digital marketing initiatives. Bank updated various features of its modern website to drive better user experience. The website's experience is in line with Bank's strategic priority of being a Bank for the people of Emerging Nepal.

Bank is also regularly maintaining good trajectory in terms of marketing through social media. Bank maintains good reach with relevant audiences through trigger based posts related to products, services, general awareness, festival and many more that are run on social media platforms of the Bank.



Augmenting Connection with Customers

The Bank is very vocal regarding communication for its existing and potential customers and also for stakeholders. Various awareness communication materials regarding safe banking awareness and product launches drives to push digital adoption among others. Going forward, the Bank shall focus on strengthening its digital marketing initiatives by investing in necessary technologies and tools. With the right kind of approach, Bank will reach out the customers in a hyper personalized and contextualized manner and make the brand of the Bank reach the minds of the customers for all banking products.

Continuing the legacy of creating Firsts

As the Bank is continuously searching for relevant approaches for customer experience, both in terms of service evolution and branding experience, it is utilizing best human assets to creation of unique products, services for the customers. Also enjoying its achievements, as the First Development Bank to be awarded with International Awards, reaching NPR 1 Billion profit and many more of such achievements.



Customer Centricity




Virtual Assistant

Muktinath Virtual Assistant "MUKTI BHAI" is a web based solution through Bank's website which helps customers and onlookers get the answers to their general queries 24/7, all made possible with the help of Artificial Intelligence (AI).



Women Focused Offers

Bank introduced special NARI BISHESH OFFER on occasion of International Women's Day. The customer got Free VISA DEBIT CARD along with other prevalent facilities such as free demat account.



Missed Call Banking

In order to better facilitate the queries of customers regarding Deposits and Loan, Bank introduced Missed Call Banking Services, where a customer has to place a miscall to designated number and they would get a call back for their queries from the Bank.



Payment through WECHAT-PAY

Bank signed agreement with Wechat-Pay, a popular mobile wallet in CHINA, which facilitate the Chinese tourists to pay at QR merchants of Muktinath Bikas Bank.



Going Contactless

With the rise in technology, the Bank has continuously focused on providing the customers, the updated products and services. In that case, Bank has launched its CONTACTLESS VISA DEBIT CARD in the market.



Muktinath introduces HOLI SAPTAHA OFFERS

In order to create better awareness for Digital banking products, Bank introduced offers around festivals, which offered free Mobile Banking and VISA DEBIT CARD at a lesser price for normal savings account opened.



होली सप्ताह
अवसरमा मुक्तिनाथ विकास बैंकमा **NORMAL SAVING ACCOUNT** खोल्नुहोस् र विशेष लाभ लिनुहोस् ।

- मात्र रु. १०० मा मुक्तिनाथ VISA डेबिट कार्ड
- निःशुल्क मोबाइल बैंकिङ (सोना विशेषको विमोडबाट १ वर्षका लागि) उपलब्ध
- निःशुल्क DEMAT खाता

Our Business verticals and Collaborations

The constant world of change proves that an organization needs to search innovative ways to sustain and provide better facilities to its consumers. In today's world, collaborations and additions of various business verticals has helped the organization offer better services to the customers through one channel. Similarly, here is a shout out to our business verticals and collaborations that have created a difference in people lives:



Retail forex and MUKTINATH REMIT

Bank allows the customers to easily do the forex transactions from various branch networks of the Bank. Also, Nepal is the country where majority of its earning is in form of remittance. So in times like the ongoing pandemic, Muktinath Remit helped managing of remittances received from various parts of the world, which created accessibility for transfer of money to the family of migrant workers of Nepal.





Tri Patriate Agreement to facilitate Loans to rural and Semi- urban MSMEs

The Bank has been selected as a Partner Financial Institution (PFI) on the basis of project-relevant criteria agreed upon between NRB and KfW and by means of a fair and transparent selection process conducted by an independent consultant. The agreement regards to the project which is for the sustainable provision and use of a target-group oriented loan portfolio for predominantly rural and semiurban MSMEs for their business investments in Nepal.



Third Party Products

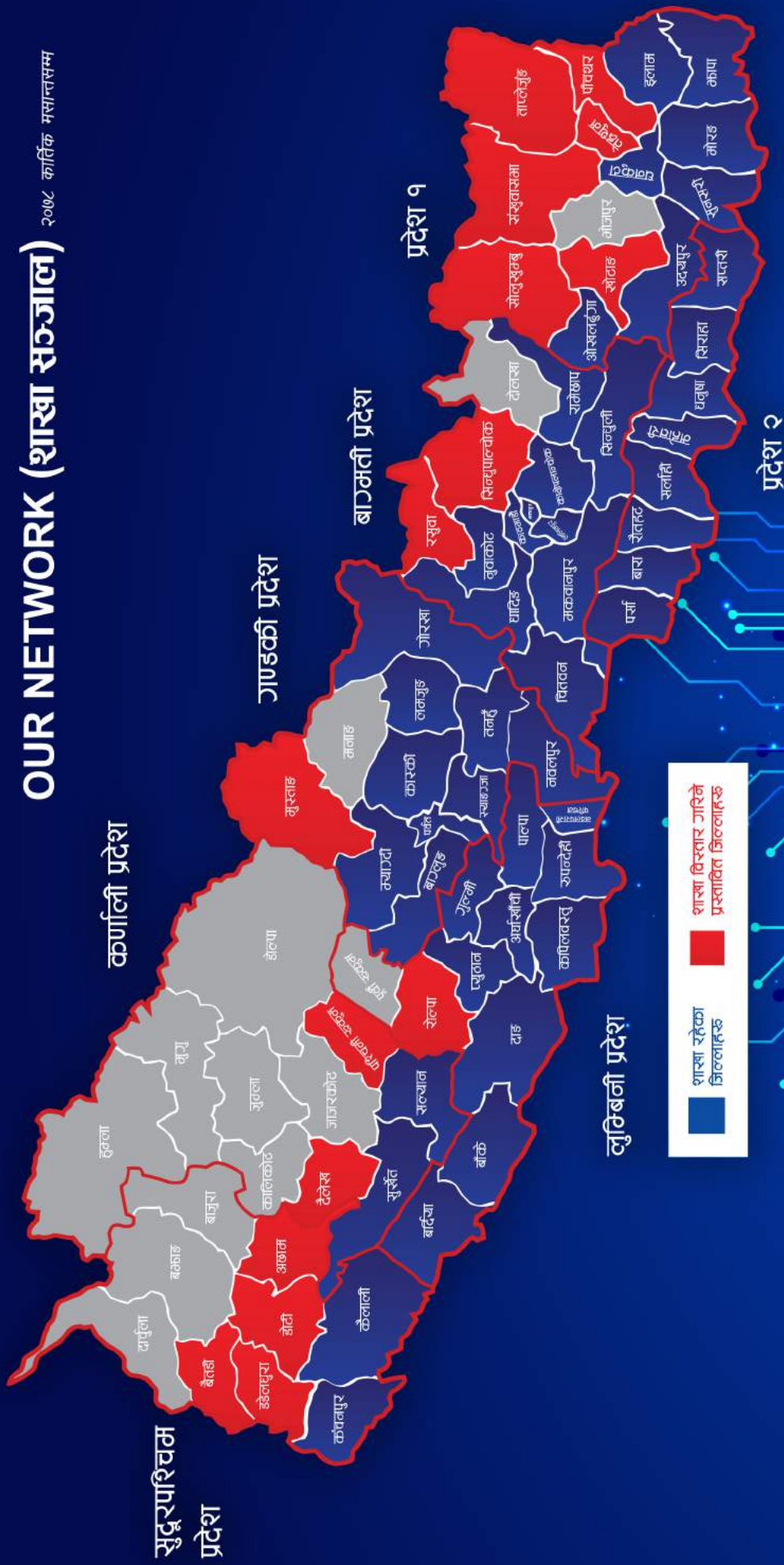
The Bank has been constantly initiating and renewing agreements with major corporate houses in order to provide better aided facilities to its customers. Be it about the interbank transfer, agreement with various wallet companies, other RTGS/swift facilities, the Bank has been continuously putting in efforts for such agreements.

Apart from this, the Bank initiates discounts to customers of the Bank by Business Tie-up with corporate houses for their service/product consumption.



OUR NETWORK (शाखा सञ्जाल)

२००८ कार्तिक मसान्तसम्म



■ शाखा रहेका जिल्लाहरू
■ शाखा विस्तार गरिने प्रस्तावित जिल्लाहरू



OUR NETWORK (शाखा सञ्जाल)

PROVINCE 1			
1	Dhankuta Branch	Dhankuta	9802306122
2	Ilam Branch	Ilam	9802306132
3	Damak Branch	Jhapa	9802306058
4	Birtamod Branch	Jhapa	9802306076
5	Kakarbhitta Branch	Jhapa	9802306133
6	Biratnagar Branch	Morang	9802306051
7	Urlabari Branch	Morang	9802306068
8	Belbari Branch	Morang	9802306140
9	Rangeli Branch	Morang	9802306141
10	Pathari Branch	Morang	9802336153
11	Siddhicharan Branch	Okhaldhunga	9802306031
12	Rampur Branch	Okhaldhunga	9802306032
13	Manebhanjyang Branch	Okhaldhunga	9802306045
14	Itahari Branch	Sunsari	9802306063
15	Inaruwa Branch	Sunsari	9802306064
16	Dharan Branch	Sunsari	9802306065
17	Duhabi Branch	Sunsari	9802306123
18	Katari Branch	Udayapur	9802306046
19	Gaighat Branch	Udayapur	9802306142
PROVINCE 2			
20	Kolhabi Branch	Bara	9802306143
21	Janakpur Branch	Dhanusa	9802306062
22	Pidari Chowk Branch	Dhanusa	9802306137
23	Bardibas Branch	Mahottari	9802306067
24	Birgunj Branch	Parsa	9802306033
25	Chandrapur Branch	Rautahat	9802306059
26	Garuda Branch	Rautahat	9802306144
27	Rajbiraj Branch	Saptari	9802336158
28	Lalbandi Branch	Sarlahi	9802306066
29	Barahathawa Branch	Sarlahi	9802306145
30	Mirchaiya Branch	Siraha	9802306073
31	Lahan Branch	Siraha	9802306074
32	Golbazar Branch	Siraha	9802306075
BAGMATI PROVINCE			
33	Kamalbinayak Branch	Bhaktapur	9802306054
34	Thimi Branch	Bhaktapur	9802306086
35	Suryabinayak Branch	Bhaktapur	9802306098
36	Lokanthali Branch	Bhaktapur	9802336163
37	Narayangarh Branch	Chitwan	9802306015
38	Parbatipur Branch	Chitwan	9802306039
39	Parsa Branch	Chitwan	9802306041
40	Hakimchowk Branch	Chitwan	9802306083
41	Kholesimal Branch	Chitwan	9802306110
42	Tandi Branch	Chitwan	9802306125
43	Dhading Bensi Branch	Dhading	9802306027
44	Galchhi Branch	Dhading	9802306028
45	Arughat Branch	Dhading	9802306029
46	Puchar Bazar Branch	Dhading	9802306112
47	Adamghat Branch	Dhading	9802306113
48	Salyantar Branch	Dhading	9802306114
49	Dharke Branch	Dhading	9802306115
50	Benighat Branch	Dhading	9802306116
51	Maharajgunj Branch	Kathmandu	9802306030
52	Kamaladi Branch	Kathmandu	9802306035
53	Sitapaila Branch	Kathmandu	9802306040
54	New Baneshwor Branch	Kathmandu	9802306048
55	New Road Branch	Kathmandu	9802306049
56	Kuleshwor Branch	Kathmandu	9802306050
57	Chabahil Branch	Kathmandu	9802306052
58	Machhapokhari Branch	Kathmandu	9802306060
59	Koteshwor Branch	Kathmandu	9802306061
60	Thamel Branch	Kathmandu	9802306070
61	Jorpati Branch	Kathmandu	9802306071
62	Battisputali Branch	Kathmandu	9802306084
63	Dhunga Adda Branch	Kathmandu	9802306095
64	Kirtipur Branch	Kathmandu	9802306096
65	Tokha Branch	Kathmandu	9802306099
66	Gothatar Branch	Kathmandu	9802306100
67	Lagan Tole Branch	Kathmandu	9802306135
68	Basundhara Branch	Kathmandu	9802306136
69	Jamal Branch	Kathmandu	9802306139
70	Tripureshwor Branch	Kathmandu	9802336160
71	Bouddha Branch	Kathmandu	9802336161
72	Ganesh Chowk Branch	Kathmandu	9802336162
73	Banasthali Branch	Kathmandu	9802336165
74	Kalanki Branch	Kathmandu	9802336166
75	Banepa Branch	Kavrepalanchok	9802306089
76	Panchkhal Branch	Kavrepalanchok	9802306146
77	Panauti Branch	Kavrepalanchok	9802336157
78	Kumaripati Branch	Lalitpur	9802306055
79	Kupondole Branch	Lalitpur	9802306080
80	Bhaisepati Branch	Lalitpur	9802306081
81	Imadole Branch	Lalitpur	9802306088
82	Badegaun Branch	Lalitpur	9802306097
83	Satdobato Branch	Lalitpur	9802336159
84	Hetauda Branch	Makwanpur	9802306037
85	Manahari Branch	Makwanpur	9802306038

86	Battar Branch	Nuwakot	9802306124
87	Manthali Branch	Ramechhap	9802336154
88	Kalamamai branch	Sindhuli	9802306069
GANDAKI PROVINCE			
89	Baglung Branch	Baglung	9802306016
90	Gorkha Branch	Gorkha	9802306092
91	Prithvichowk Branch	Kaski	9802306004
92	Gagangaunda Branch	Kaski	9802306005
93	Baidam Branch	Kaski	9802306008
94	Harichowk Branch	Kaski	9802306011
95	Nayapul Branch	Kaski	9802306014
96	Chipladhunga Branch	Kaski	9802306020
97	Chhorepatan Branch	Kaski	9802306022
98	Hemja Branch	Kaski	9802306023
99	Budhibazar Branch	Kaski	9802306024
100	Kahunkhola Branch	Kaski	9802306026
101	Amarsingh Branch	Kaski	9802306078
102	Zero K.M. Branch	Kaski	9802306079
103	Lamachaur Branch	Kaski	9802306082
104	Nadipur Branch	Kaski	9802306121
105	Begnas Taal Branch	Kaski	9802306129
106	Nagdhunga Branch	Kaski	9802306994
107	Besishahar Branch	Lamjung	9802306130
108	Beni Branch	Myagdi	9802306093
109	Girubari Branch	Nawalparasi East	9802306107
110	Dedhgaun Branch	Nawalparasi East	9802306118
111	Gaindakot Branch	Nawalparasi East	9802306126
112	Kawasoti Branch	Nawalparasi East	9802306147
113	Daldale Branch	Nawalparasi East	9802306036
114	Karkineta Branch	Parbat	9802306021
115	Kushma Branch	Parbat	9802306077
116	Syangja Branch	Syangja	9802306001
117	Waling Branch	Syangja	9802306002
118	Galyang Branch	Syangja	9802306003
119	Bayarghari Branch	Syangja	9802306006
120	Chapakot Branch	Syangja	9802306018
121	Phedikhola Branch	Syangja	9802306101
122	Arjunchaupari Branch	Syangja	9802306102
123	Biruwa Branch	Syangja	9802306103
124	Mirmi Branch	Syangja	9802306104
125	Jugle Branch	Syangja	9802306105
126	Damauli Branch	Tanahu	9802306007

127	Bhimad Branch	Tanahu	9802306009
128	Dumre Branch	Tanahu	9802306010
129	Dulegaunda Branch	Tanahu	9802306012
130	Aanbookhireni Branch	Tanahu	9802306131
LUMBINI PROVINCE			
131	Sandhikharka Branch	Arghakhanchi	9802336155
132	Nepalgunj Branch	Banke	9802306053
133	Kohalpur Branch	Banke	9802306120
134	Gulariya Branch	Bardiya	9802306090
135	Tulshipur Branch	Dang	9802306047
136	Ghorahi Branch	Dang	9802306085
137	Lamahi Branch	Dang	9802306127
138	Sisahaniya Branch	Dang	9802336156
139	Tamghass Branch	Gulmi	9802306091
140	Ridi Branch	Gulmi	9802306111
141	Jitpur Branch	Kapilbastu	9802306149
142	Bhumahi Branch	Nawalparasi West	9802306034
143	Gopigunj Branch	Nawalparasi West	9802306119
144	Palpa Branch	Palpa	9802306025
145	Tahun Branch	Palpa	9802306108
146	Sarai Branch	Palpa	9802306109
147	Rampur Palpa Branch	Palpa	9802306134
148	Bijubar Branch	Pyuthan	9802306148
149	Butwal Branch	Rupandehi	9802306017
150	Bhairahawa Branch	Rupandehi	9802306019
151	Drivertole Branch	Rupandehi	9802306056
152	Kotihawa Branch	Rupandehi	9802306057
153	Haraiya Branch	Rupandehi	9802306106
154	Ramapurcolony Branch	Rupandehi	9802306117
155	Chauraha Chowk	Rupandehi	9802336164
KARNALI PROVINCE			
156	Shreenagar Branch	Saljan	9802306042
157	Tharmare Branch	Saljan	9802306043
158	Luham Branch	Saljan	9802306044
159	Birendranagar Branch	Surkhet	9802306087
FAR WESTERN PROVINCE			
160	Dhangadi Branch	Kailali	9802306072
161	Lamki Branch	Kailali	9802306128
162	Rajipur Branch	Kailali	9802306150
163	Sukkhad Branch	Kailali	9802336151
164	Mahendranagar Branch	Kanchanpur	9802306094
165	Jhalari Branch	Kanchanpur	9802336152



सावधान रहौ, आफनो बैंकिङ्ग विवरण गोप्य राख्ने गरौं ।

गोप्य राख्नुपर्ने विवरणहरू:

- वान टाईम पासवर्ड (OTP) नम्बर
- कार्ड मेरिफिकेशन न्यालु (CVV) नम्बर
- पिन (PIN) नम्बर
- पासवर्ड



आफनो सम्पूर्ण बैंकिङ्ग विवरण सुरक्षित राखौं,
गोप्य जानकारी गलत मानिसको हातमा पुग्न नदिऔं ।

#BankSafe



मुक्तिनाथ विकास बैंक
MUKTINATH BIKAS BANK
"जनता बैंकमा होइन, बैंक जनतामा जानु पर्दछ"



scan to know more



Winner of
EUROPEAN
MICROFINANCE
AWARD 2020



Member of
Global Alliance for
Banking on Values



प्रोक्सी फारम

दफा ७१ को उपदफा (३) संग सठबन्धित

श्री सञ्चालक समिति
मुक्तिनाथ विकास बैंक लिमिटेड
केन्द्रीय कार्यालय,
काठमाण्डौ महानगरपालिका, वडा नं. २८, कमलादी,
काठमाडौं

विषय : प्रतिनिधि नियुक्त गरेको बारे ।

महाशय,

..... जिल्ला महा/उप/न.पा./गा.पा. वडा नं. बस्ने म/हामी
..... त्यस बैंकको सेयरधनीको हैसियतले मिति २०७८ साल मंसिर २५ गते शनिवारका दिन हुने **पन्ध्रौं वार्षिक**
साधारण सभामा, म/हामी स्वयं उपस्थित भई छलफल तथा निर्णयमा सहभागी हुन नसक्ने भएकाले, उक्त सभामा मेरो/हाम्रो तर्फबाट
भाग लिन तथा मतदान गर्नका लागि जिल्ला महा/उप/न.पा./गा.पा. वडा नं.
बस्ने श्री लाई प्रतिनिधि नियुक्त गरी पठाएको छु / छौं ।

प्रोक्सी पाउनेको:

दस्तखत:

नाम:

ठेगाना :

सेयरधनी नं./डिम्याट नं.:

सेयर संख्या:

मिति:

निवेदक:

दस्तखत:

नाम:

ठेगाना:

सेयरधनी नं./डिम्याट नं.:

सेयर संख्या:

द्रष्टव्य:

यो निवेदन साधारणसभा हुनुभन्दा कम्तीमा ४८ घण्टा अगावै बैंकको रजिष्टर्ड कार्यालय, काठमाडौं महानगरपालिका, वडा नं. २८, कमलादी,
काठमाडौंमा पेश गरी सक्नुपर्नेछ । सेयरधनी वाहेक अन्य व्यक्तिलाई प्रतिनिधि नियुक्त गर्न पाईने छैन ।



सेयरधनीको नाम: श्री सेयरधनी परिचय नं./डिम्याट नं.: सेयर संख्या: ..
.....

मिति २०७८ साल मंसिर २५ गते शनिवारका दिन हुने, मुक्तिनाथ विकास बैंक लिमिटेडको पन्ध्रौं वार्षिक साधारण सभामा उपस्थित हुन जारी गरिएको ।

प्रवेश-पत्र

सेयरधनीको दस्तखत

कम्पनी सचिव

सभामा भाग लिन आउँदा यो प्रवेश-पत्रमा अनिवार्य रूपमा नाम, दस्तखत, सेयरधनी परिचय नं. /डिम्याट नं.: तथा कुल सेयर संख्या उल्लेख गरी, साथमा लिई आउनु पर्नेछ ।



टिपोट:

Lined area for report content



टिपोटः

A series of horizontal dotted lines provided for notes or commentary.





सधैं विश्वासिलो

धन्यवाद



मुक्तिनाथ विकास बैंक
MUKTINATH BIKAS BANK



सधैं विश्वासिलो



Member of
Global Alliance for
Banking on Values



Winner of
EUROPEAN
MICROFINANCE
AWARD 2020

Winner of
Best Presented
Annual Report (BPA)
Award -2019 & 2020



Honorable Mention in
Global SME
Finance
Awards 2021

SME FINANCIER OF THE YEAR-ASIA



मुक्तिनाथ विकास बैंक लि.
MUKTINATH BIKAS BANK LTD.

"नेपाल राष्ट्र बैंकबाट 'ख' वर्गको इजाजतपत्र प्राप्त राष्ट्रिय स्तरको विकास बैंक"

केन्द्रीय कार्यालय, कमलादी, काठमाडौं
फोन: ०१-४१६८६८३ (हन्डिङ्ग लाईन)
Email: info@muktinathbank.com.np
Website: www.muktinathbank.com.np
टोल फ्रि नं. १६६६-०१४-९९९९



जनता बैंकमा होइन, बैंक जनतामा जानु पर्दछ